

### Features

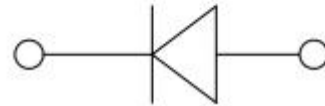
- Low power loss
- Guardring for overvoltage protection
- Extremely fast switching
- High frequency operation
- High forward surge capability
- Solder dip maximum peak of 275 °C /7s, per JESD 22-B106

### Typical Application

For use in low voltage high frequency inverters, freewheeling, DC/DC converters, and polarity protection applications.

### Mechanical Data

- Package: DO-204AL(DO-41)  
Molding compound meets UL 94 V-0 flammability rating, RoHS-compliant
- Terminals: Tin plated leads, solderable per J-STD-002 and JESD22-B102
- Polarity: Color Band denotes cathode end



### Maximum Ratings (Ta=25°C Unless otherwise specified)

PARAMETER	Symbol	Unit	Conditions	SR1150
Repetitive Peak Reverse Voltage	$V_{RRM}$	V		150
Average Rectified Output Current	$I_{F(AV)}$	A	60HZ Half-sine wave, Resistance load, Tc(Fig.1)	1.0
Surge(Nonrepetitive)Forward Current	$I_{FSM}$	A	60HZ sine wave, 1 cycle, Ta=25°C	30
Storage Temperature	$T_{stg}$	°C		-55 ~ +150
Junction Temperature	$T_j$	°C		-55 ~ +150

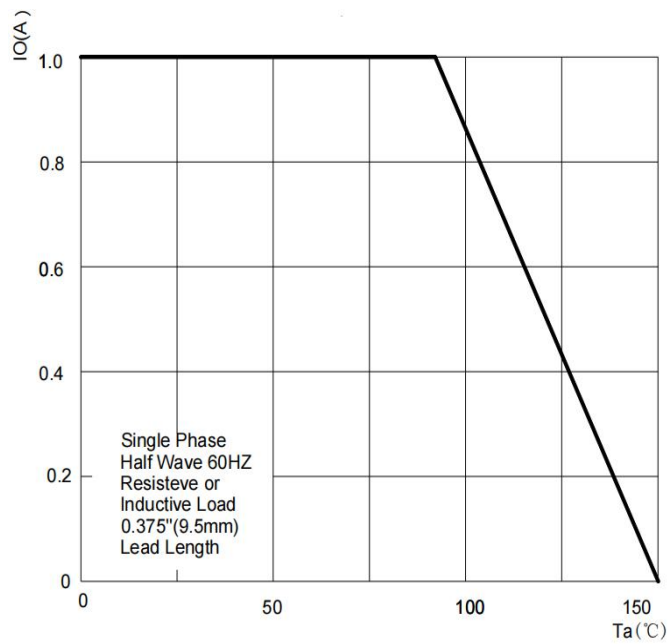
### Electrical Characteristics (Ta=25°C Unless otherwise specified)

PARAMETER	Symbol	Unit	Conditions	SR1150	
Peak Forward Voltage	$V_{FM}$	V	$I_{FM}=1.0A$	0.8	
Peak Reverse Current	$I_{RRM1}$	mA	$V_{RM}=V_{RRM}$	Ta=25°C	0.2
	$I_{RRM2}$			Ta=125°C	20
Thermal Resistance(Typical)	$R_{\theta J-A}$	°C/W	Between junction and ambient	50	
Typical junction capacitance	$C_j$	pF	Measured at 1 MHZ and Applied Reverse Voltage of 4.0 V.D.C	110	

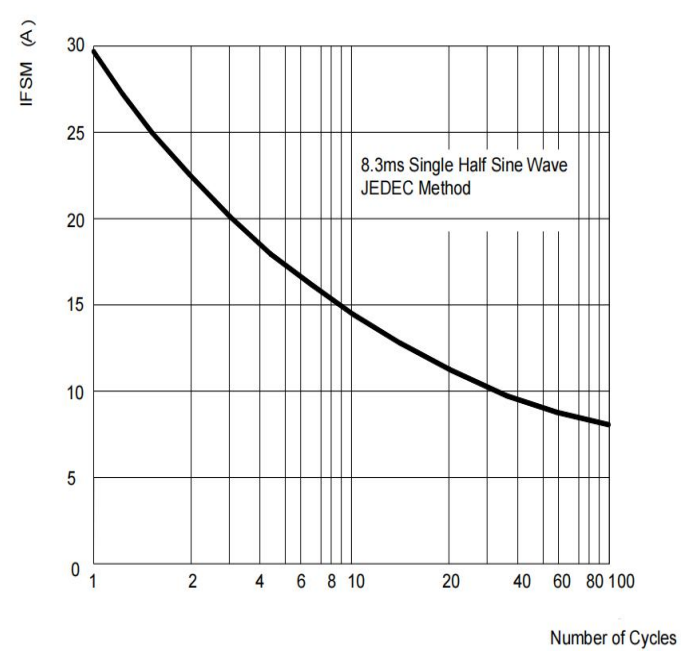


## ■ Characteristics (Typical)

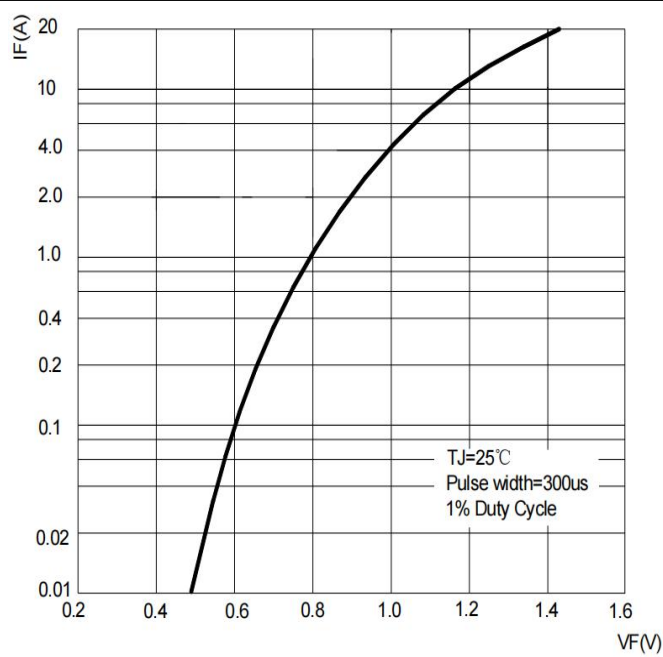
### FIG1: Forward Current Derating Curve



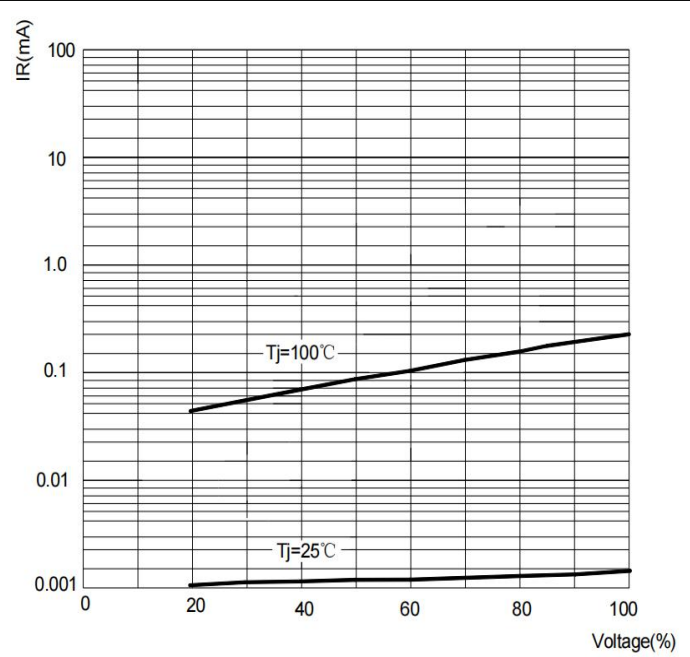
### FIG2: Maximum Non-Repetitive Forward Surge Current



### FIG3: Typical Forward Characteristics



### FIG4: Typical Reverse Characteristics





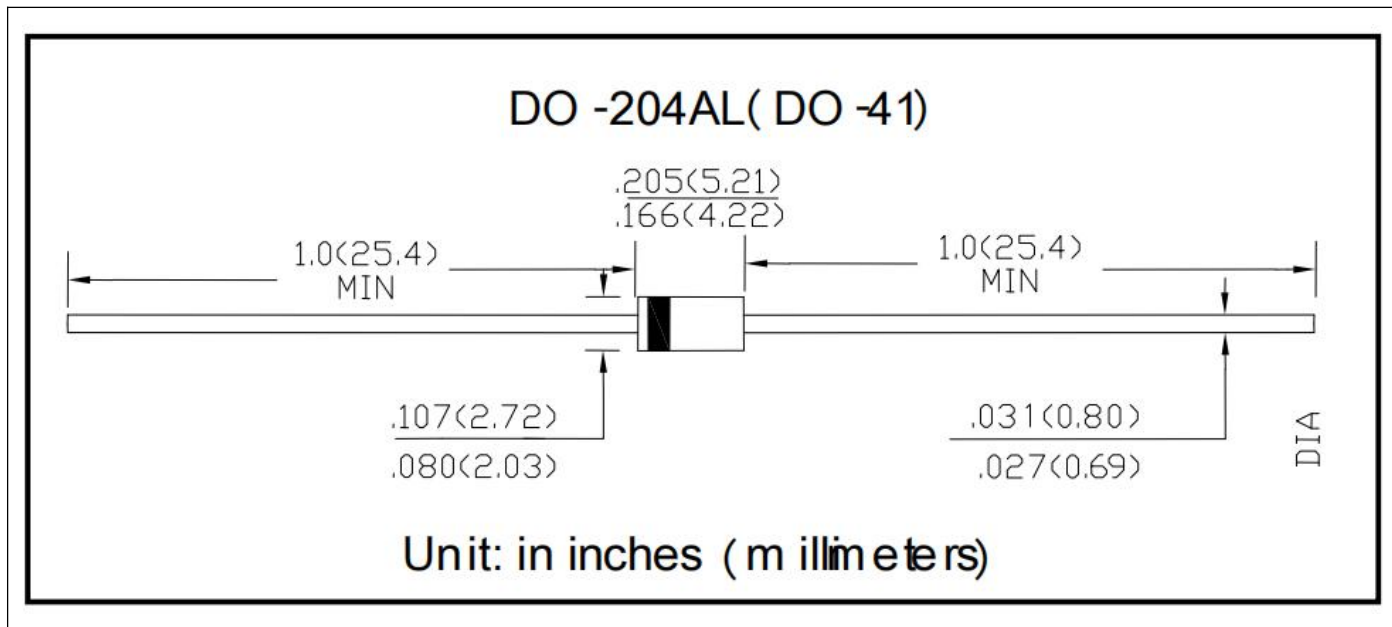
安美半导体  
ANMEI Semiconductor

# SR1150

## Ordering Information (Example)

PREFERED	PACKAGE CODE	MINIMUM PACKAGE(pcs)	INNER BOX QUANTITY(pcs)	OUTER CARTON QUANTITY(pcs)	DELIVERY MODE
SR1150	DO-204AL(DO-41)	5000	5000	50000	Tape

## Outline Dimensions



## IMPORTANT NOTICE AND DISCLAIMER

AM RESERVES THE RIGHT TO MAKE CHANGES TO ALL PRODUCT, PRODUCT SPECIFICATIONS AND DATA WITHOUT NOTICE TO IMPROVE RELIABILITY, FUNCTION OR DESIGN OR OTHERWISE. CUSTOMERS SHOULD OBTAIN AND CONFIRM THE LATEST PRODUCT INFORMATION AND SPECIFICATIONS BEFORE FINAL DESIGN PURCHASE OR USE.

AM disclaim any and all liability for any errors, inaccuracies or incompleteness contained in any datasheet or in any other disclosure relating to any product.

All information are provided as-is, even it has qualified by the AEC-Q101 which satisfy industrial application requirement, except as expressly stated in this data sheet is applied for automotive grade, AM make no warranties, representation or guarantee, whether express, implied or statutory, including, without limitation, regarding any merchantability, satisfactory quality, or fitness for a particular purpose with respect to AM.

Am does not assume any liability or compensation for any application assistance or customer product design, and make no warranty or accept any liability with products, which are purchased or used for any unintended or unauthorized application.

Except as expressly indicated in writing, AM products are not designed for use in medical, life-saving, or lifesustaining applications or for any other application in which the failure of the AM product could result in personal injury or death. Customers using or selling AM products not expressly indicated for use in such applications do so at their own risk. Please contact authorized AM personnel to obtain written terms and conditions regarding products designed for such applications.

No license, express or implied, by estoppel or otherwise, to any intellectual property rights is granted by this document or by any conduct of AM. Product names and markings noted herein may be trademarks of their respective owners.