Wall Mounted Typical Air Cooler(Evaporator)

Brief Introduction

Wall mounted typical air cooler(evaporator) which been widely used for different refrigerated room,cold room and cold storage.It is a indoor cooling equipment which need connect with outdoor freon condensing unit.

**ESTJS: 0℃ keeping-fresh room;

**ESTKS: -18℃ refrigerating room;

**ESTXS:-25℃ fast refrigerating room;

Features of Air Cooler：

1)With steel plate coating casing,corrosion-proof,attractive apperance;

2)Aluminum fins around mechanically expanded copper tube make the coil with high efficiency heat exchange;

3)Configurated stainless steel electrically heating pipe with high defrosting efficiency;

4)Double water collector configurated to avoid water collector being freezed;

5)Long distance air throw airduct is optional;

6)Standard power supply is 380V-3PH-50HZ,and other kinds of power supply is optional;

7)Stainless steel casing is optional.

ESTJS Series Air Cooler Technical Parameter(Fin Space:4.5mm)

Model	Capacity KW DT=7K,t0=-7℃		Air Flow	Air throw	Fan Dia.	Fan Qty	Fan Power	Defrosting Power(KW)	
	R22	R404A	m^3/h	m	cm	pcs	W	coil	water collector
EST-2.3JS	2.2	2.3	1500	9	31	1	90	1	0.5
EST-3.7JS	3.5	3.7	1500	9	31	1	90	1.5	0.5
EST-4.9JS	4.7	4.9	3000	9	31	2	180	2.7	0.9
EST-6.3JS	6	6.3	3000	9	31	2	180	3.6	0.9
EST-9.5JS	9	9.5	4500	10	35	2	280	3.6	1.2
EST-13.1JS	12.5	13.1	7000	12	40	2	390	4.8	1.2
EST-15.2JS	14.5	15.2	7000	12	40	2	390	6	1.2
EST-17.9JS	17	17.9	7000	12	40	2	390	6	1.2
EST-26.3JS	25	26.3	12000	15	50	2	1000	10	4
EST-30.5JS	29	30.5	13500	14	45	3	840	10	4
EST-38.3JS	36.5	38.3	18000	15	50	3	1500	10	4
EST-44.1JS	42	44.1	18000	15	50	3	1500	12	4
EST-51.5JS	49	51.5	18000	15	50	3	1500	12	4
EST-62JS	59	62	24000	15	50	4	2000	15.6	5.2
EST-73.5JS	70	73.5	30000	18	55	4	3000	15.6	5.2
EST-88.2JS	84	88.2	30000	18	55	4	3000	23.4	5.2
EST-108.2JS	103	108.2	42000	18	60	4	3400	26	5.2
EST-117.6JS	112	117.6	46000	18	63	4	3520	31.2	5.2
EST-128.1JS	122	128.1	46000	20	63	4	3520	33.8	5.2

Wall Mounted Typical Air Cooler(Evaporator)

Overall and Installation Dimensions



Model	Size mm									Connecting pipe mm		Drain Pipe	Weight
	A	B	C	D	E	E1	E2	E3	F	Liqd	Gas		
EST-2.3JS	642	445	465	364	440	-	-	-	105	ϕ12.7	ϕ12.7	1″	23.7
EST-3.7JS	642	445	465	364	440	-	-	-	105	ϕ12.7	ϕ19	1″	26.5
EST-4.9JS	1092	445	465	364	860	-	-	-	120	ϕ12.7	ϕ22	1″	41
EST-6.3JS	1108	455	465	384	860	-	-	-	120	ϕ12.7	ϕ22	1″	44
EST-9.5JS	1408	455	465	384	1160	-	-	-	135	ϕ16	ϕ22	1″	52
EST-13.1JS	1488	555	565	484	1240	-	-	-	135	ϕ16	ϕ22	1.5″	72
EST-15.2JS	1488	555	665	484	1240	-	-	-	135	ϕ16	ϕ28	1.5″	81
EST-17.9JS	1680	555	665	484	1360	-	-	-	160	ϕ16	ϕ28	1.5″	80
EST-26.3JS	2121	595	665	502	1801	-	-	-	160	ϕ22	ϕ35	1.5″	113
EST-30.5JS	2695	595	665	502	2374	818	778	-	160	ϕ22	ϕ35	2″	141
EST-38.3JS	2695	595	765	502	2374	818	778	-	160	ϕ22	ϕ42	2″	159
EST-44.1JS	2890	595	765	502	2560	880	840	-	160	ϕ22	ϕ42	2″	176
EST-51.5JS	2890	675	765	582	2560	880	840	-	160	ϕ22	ϕ54	2″	190
EST-62JS	3778	685	865	582	3440	970	925	935	170	ϕ22	ϕ54	2*2″	277
EST-73.5JS	3978	685	975	582	3440	970	925	935	240	ϕ22	ϕ54	2*2″	312
EST-88.2JS	3978	785	975	682	3600	930	885	895	240	ϕ28	ϕ54	2*2″	373
EST-108.2JS	3978	785	975	682	3600	930	885	895	240	ϕ28	ϕ60	2*2″	442
EST-117.6JS	3988	785	1075	682	3620	950	890	890	250	ϕ35	ϕ60	2*2″	487
EST-128.1JS	3988	785	1175	682	3620	950	890	890	250	ϕ35	ϕ60	2*2″	516

Wall Mounted Typical Air Cooler(Evaporator)

ESTKS Series Air Cooler Technical Parameter(Fin Space:6.0mm)

Model	Capacity KW DT=7K,t0=-25℃		Air Flow	Air throw	Fan Dia.	Fan Qty	Fan Power	Defrosting Power(KW)	
	R22	R404A	m^3/h	m	cm	pcs	W	coil	water collector
EST-1.5KS	1.4	1.5	1500	9	31	1	90	1	0.5
EST-2.4KS	2.3	2.4	1500	9	31	1	90	1.5	0.5
EST-3.2KS	3	3.2	3000	9	31	2	180	2.7	0.9
EST-4.7KS	4.5	4.7	3000	9	31	2	180	3.6	0.9
EST-6.3KS	6	6.3	4500	10	35	2	280	3.6	1.2
EST-7.9KS	7.5	7.9	7000	12	40	2	390	4.8	1.2
EST-9.5KS	9	9.5	7000	12	40	2	390	6	1.2
EST-11.6KS	11	11.6	7000	12	40	2	390	6	1.2
EST-16.3KS	15.5	16.3	12000	15	50	2	1000	10	4
EST-20KS	19	20	13500	14	45	3	840	10	4
EST-25.2KS	24	25.2	18000	15	50	3	1500	10	4
EST-30.5KS	29	30.5	18000	15	50	3	1500	12	4
EST-33.6KS	32	33.6	18000	15	50	3	1500	12	4
EST-39.9KS	38	39.9	24000	15	50	4	2000	15.6	5.2
EST-49.4KS	47	49.4	30000	18	55	4	3000	15.6	5.2
EST-60.9KS	58	60.9	30000	18	55	4	3000	23.4	5.2
EST-75.6KS	72	75.6	42000	18	60	4	3400	26	5.2
EST-83KS	79	83	46000	18	63	4	3520	31.2	5.2
EST-92.4KS	88	92.4	46000	20	63	4	3520	33.8	5.2

Wall Mounted Typical Air Cooler(Evaporator)

Overall and Installation Dimensions



Model	Size mm									Connecting pipe mm		Drain Pipe	Weight
	A	B	C	D	E	E1	E2	E3	F	Liqd	Gas		
EST-1.5KS	642	445	465	364	440	-	-	-	105	ϕ12.7	ϕ12.7	1″	23.5
EST-2.4KS	642	445	465	364	440	-	-	-	105	ϕ12.7	ϕ19	1″	26
EST-3.2KS	1092	445	465	364	860	-	-	-	120	ϕ12.7	ϕ22	1″	40
EST-4.7KS	1108	455	465	384	860	-	-	-	120	ϕ12.7	ϕ22	1″	43
EST-6.3KS	1408	455	465	384	1160	-	-	-	135	ϕ16	ϕ22	1″	51
EST-7.9KS	1488	555	565	484	1240	-	-	-	135	ϕ16	ϕ22	1.5″	70.5
EST-9.5KS	1488	555	665	484	1240	-	-	-	135	ϕ16	ϕ28	1.5″	80
EST-11.6KS	1680	555	665	484	1360	-	-	-	160	ϕ16	ϕ28	1.5″	77.5
EST-16.3KS	2121	595	665	502	1801	-	-	-	160	ϕ22	ϕ35	1.5″	110
EST-20KS	2695	595	665	502	2374	818	778	-	160	ϕ22	ϕ35	2″	138
EST-25.2KS	2695	595	765	502	2374	818	778	-	160	ϕ22	ϕ42	2″	156
EST-30.5KS	2890	595	765	502	2560	880	840	-	160	ϕ22	ϕ42	2″	172
EST-33.6KS	2890	675	765	582	2560	880	840	-	160	ϕ22	ϕ54	2″	186
EST-39.9KS	3778	685	865	582	3440	970	925	935	170	ϕ22	ϕ54	2*2″	272
EST-49.4KS	3978	685	975	582	3440	970	925	935	240	ϕ22	ϕ54	2*2″	305
EST-60.9KS	3978	785	975	682	3600	930	885	895	240	ϕ28	ϕ54	2*2″	364
EST-75.6KS	3978	785	975	682	3600	930	885	895	240	ϕ28	ϕ60	2*2″	432
EST-83KS	3988	785	1075	682	3620	950	890	890	250	ϕ35	ϕ60	2*2″	476
EST-92.4KS	3988	785	1175	682	3620	950	890	890	250	ϕ35	ϕ60	2*2″	505

Wall Mounted Typical Air Cooler(Evaporator)

ESTXS Series Air Cooler Technical Parameter(Fin Space:9.0mm)

Model	Capacity KW DT=7K,t0=-32℃		Air Flow	Air throw	Fan Dia.	Fan Qty	Fan Power	Defrosting Power(KW)	
	R22	R404A	m^3/h	m	cm	pcs	W	coil	water collector
EST-1.8XS	1.7	1.8	1500	9	31	1	90	1.5	0.5
EST-2.3XS	2.2	2.3	3000	9	31	2	180	2.7	0.9
EST-2.8XS	2.7	2.8	3000	9	31	2	180	3.6	0.9
EST-4.4XS	4.2	4.4	4500	10	35	2	280	3.6	1.2
EST-5.9XS	5.6	5.9	7000	12	40	2	390	4.8	1.2
EST-7.1XS	6.8	7.1	7000	12	40	2	390	6	1.2
EST-8.2XS	7.8	8.2	7000	12	40	2	390	6	1.2
EST-12.1XS	11.5	12.1	12000	15	50	2	1000	10	4
EST-14.7XS	14	14.7	13500	14	45	3	840	10	4
EST-17.9XS	17	17.9	18000	15	50	3	1500	10	4
EST-21XS	20	21	18000	15	50	3	1500	12	4
EST-24.2XS	23	24.2	18000	15	50	3	1500	12	4
EST-27.3XS	26	27.3	24000	15	50	4	2000	15.6	5.2
EST-32.6XS	31	32.6	30000	18	55	4	3000	15.6	5.2
EST-42XS	40	42	30000	18	55	4	3000	23.4	5.2
EST-51.5XS	49	51.5	42000	18	60	4	3400	26	5.2
EST-56XS	53.6	56	46000	18	63	4	3520	31.2	5.2
EST-61XS	58	61	46000	20	63	4	3520	33.8	5.2

Wall Mounted Typical Air Cooler(Evaporator)

Overall and Installation Dimensions

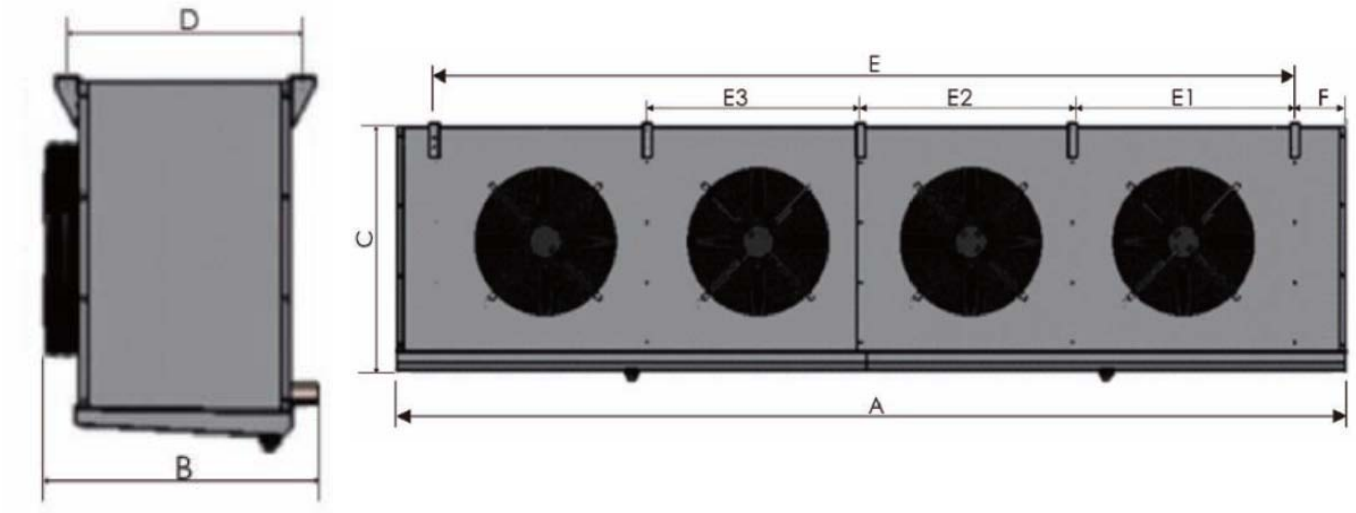

Model	Size mm									Connecting pipe mm		Drain Pipe	Weight
	A	B	C	D	E	E1	E2	E3	F	Liqd	Gas		
EST-1.8XS	642	445	465	364	440	-	-	-	105	ϕ12.7	ϕ19	1″	26
EST-2.3XS	1092	445	465	364	860	-	-	-	120	ϕ12.7	ϕ22	1″	40
EST-2.8XS	1108	455	465	384	860	-	-	-	120	ϕ12.7	ϕ22	1″	43
EST-4.4XS	1408	455	465	384	1160	-	-	-	135	ϕ16	ϕ22	1″	51
EST-5.9XS	1488	555	565	484	1240	-	-	-	135	ϕ16	ϕ22	1.5″	70
EST-7.1XS	1488	555	665	484	1240	-	-	-	135	ϕ16	ϕ28	1.5″	79.5
EST-8.2XS	1680	555	665	484	1360	-	-	-	160	ϕ16	ϕ28	1.5″	77
EST-12.1XS	2121	595	665	502	1801	-	-	-	160	ϕ22	ϕ35	1.5″	109
EST-14.7XS	2695	595	665	502	2374	818	778	-	160	ϕ22	ϕ35	2″	137
EST-17.9XS	2695	595	765	502	2374	818	778	-	160	ϕ22	ϕ42	2″	155
EST-21XS	2890	595	765	502	2560	880	840	-	160	ϕ22	ϕ42	2″	171
EST-24.2XS	2890	675	765	582	2560	880	840	-	160	ϕ22	ϕ54	2″	184
EST-27.3XS	3778	685	865	582	3440	970	925	935	170	ϕ22	ϕ54	2*2″	270
EST-32.6XS	3978	685	975	582	3440	970	885	935	240	ϕ22	ϕ54	2*2″	303
EST-42XS	3978	785	975	682	3600	930	885	895	240	ϕ28	ϕ54	2*2″	361
EST-51.5XS	3978	785	975	682	3600	930	885	895	240	ϕ28	ϕ60	2*2″	428
EST-56XS	3988	785	1075	682	3620	950	890	890	250	ϕ35	ϕ60	2*2″	471
EST-61XS	3988	785	1175	682	3620	950	890	890	250	ϕ35	ϕ60	2*2″	500