



SMD Wire Wound Common Mode Line Filters - CLF Series



Feature

- Compact Size
- Mn-Zn and Ni-Zn cores for different noise suppression frequency range.
- RoHS compliant.
- Operating temperature range -55°C ~ 125°C(Including self - temperature rise).

Application

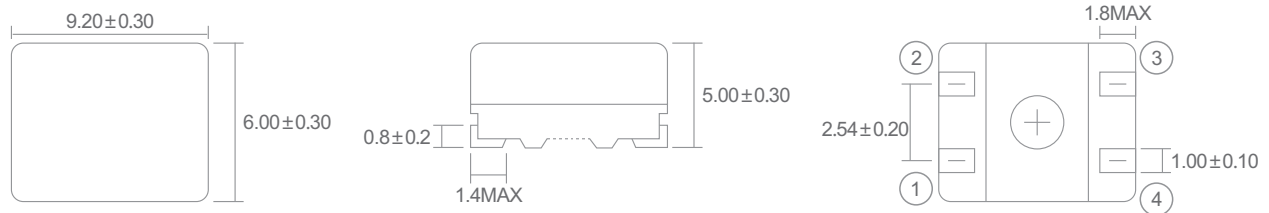
- Low voltage Power Supply.
- CAN BUS.

Production Identification

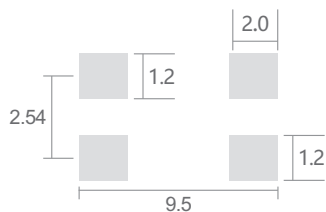
CLF Series name: SMD Common Mode Line Filter	9060 Size: 9.2×6.0×5.0mm	—	510 Inductance: 51μH	Y Tolerance: ±30% or ±50%
--	---------------------------------------	---	-----------------------------------	-------------------------------------

Series Shape and Dimensions (Unit:mm)

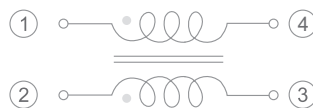
Dimensions(mm):



Recommended Layout:



Schematic



CLF9060 Electrical Characteristics

Part Number	Inductance (μH)	DCR Max (Ω)	Rate Current (A)	Impedance(Z)	
				Freq. Range(MHz)	Min. Value(Ω)
CLF9060-100Y	10+50%/-30%	0.08	1.6	20-300	200
CLF9060-250Y	25±30%	0.16	1.0	20-150	600
CLF9060-400Y	40±30%	0.25	0.9	20-100	800
CLF9060-510Y	51±30%	0.16	1.0	20-100	1500
CLF9060-251Y	250±50%	0.13	1.2	3.0-20	600
CLF9060-471Y	470±50%	0.14	1.1	2.0-20	1000
CLF9060-501Y	500±50%	0.15	1.0	1.0-20	1000
CLF9060-102Y	1000±50%	0.31	0.8	1.0-15	1500
CLF9060-202Y	2000±50%	0.42	0.6	1.0-5	3000
CLF9060-472Y	4700±50%	0.90	0.4	0.3-3	4000
CLF9060-652Y	6500±50%	1.05	0.3	0.3-2	5000

Typical Impedance vs. Frequency Curves

