

设计制作：智匠国际广告 0532-85928013 85922730

# RFH®

## RIZHAO FENGHUA SCAFFOLDINGS CO.,LTD.

### 日照丰华脚手架有限公司



# RFH®

地址:山东省日照市岚山区巨峰镇工业园金铭路8号  
 ADD:NO.8 JINMING ROAD, INDUSTRIAL REGION, JUFENG TOWN,  
 RIZHAO, SHANDONG, CHINA

电话(TEL): (0086) 633 8631010/8633618/8633628/8631012  
 传真(FAX): (0086) 633 8631158/8633266 邮编 (P.C.):276812  
 E-MAIL:fenghua@163169.net fenghua@sdfenghua.com.cn  
 fenghua@public.rzptf.sd.cn

Http://www.sdfenghua.com www.sdfenghua.com.cn



SINCE 1953  
**2018**

## 企业简介

日照丰华脚手架有限公司是中国始建较早、规模宏大、种类齐全的脚手架及模板生产商和出口商。

公司始建于1953年，是建筑脚手架、模板系列产品的专业生产厂家，是集锻压、铸造、冲压、焊接、冷成型加工及热镀锌、电镀锌、静电喷涂等表面处理为一体的外向型企业。产品全部按照BS1139和EN74标准生产并100%出口，主要市场为欧洲、美洲、澳洲及东南亚等120多个国家和地区。

公司主要产品：各种系统脚手架、模板及建筑相关配件。

公司占地面积100000多平方米，其中厂房面积40000多平方米，职工人数680人。公司拥有先进的设备和丰富的生产技术，系统脚手架、模板的焊接全部使用自动化和半自动化进口焊机和进口焊丝，凭借严格的质量控制和雄厚的技术力量，保证了产品的质量。公司于2002年通过了ISO9001:2000的国际质量管理体系认证，2006年扣件产品取得了欧洲EN74A和EN74B的认证，2007年经德国建筑协会对工厂的生产工艺及产品质量监督检查，取得了MPA NRW.证书，2008年获得CE认证，2013年通过了澳洲检测的脚手架证书。

我公司产品质量稳定、交货及时，并可承接来图、来样加工。



## Brief Introduction

**Our company, which was founded earlier, is a manufacturer and exporter of a large scale and complete variety of scaffoldings and formworks.**

Established in 1953, we are a professional manufacturer and supplier of scaffolding and formwork systems, and also an export enterprise with forging, casting, punching, welding, cold forming and surface treatment line-such as hot dip galvanization, zinc plating and powder coating etc. All of our products are manufactured in accordance with the standard of BS1139 and/or EN74. Our products have been exported to more than 120 countries and regions in Europe, America, Australia and Southeast Asia.

Our leading products: Scaffolding Systems, Formworks System and the relevant construction Accessories.

We are a factory covering areas of 100,000 square meters, with workshops covering over 40,000 square meters. In manufacturing the scaffolding systems, there are automatic welding machines and goodness welding wire to assure the excellent quality. Thanks to more than 680 well trained staffs ,strict quality controlling, advanced equipments and strong technic power ,we have passed the certificate of ISO9001:2000 Quality Management System in 2002. In 2006, our scaffold couplers have been passed the certificates of EN74A and EN74B standard. In 2007, via Germany Construction Institute checking, we got the MPA NRW. certificate. Our company has passed the certificate of CE in 2008. In 2013, our products passed Australian Scaffolding certificate.

Besides supplying quality products, we can also provide OEM services and welcome customers samples and designs for completion. Our products quality is stable and the delivery is timely.

**RFH<sup>®</sup>**

**FENGHUA SCAFFOLDINGS CO.,LTD.**



# 厂房设备

## Plant & Equipment



圆盘自动焊接机 : Ringlock Auto-welding Machine



踏板成型机 : Forming machine



锻压车间  
Forging workshop



冲压车间  
Punching workshop



模板焊接机器人  
Formwork welding robot



喷砂处理设备  
Sandblasting treatment equipment



静电喷涂设备  
Electrostatic spraying equipment



钻孔机  
Drilling machine



物理实验室  
Physics Laboratory



化学分析  
Chemical analysis



电镀锌车间  
Zinc plating workshop



模具车间  
Mould workshop



模板型材成型机  
Formwork forming machine



热镀锌车间  
Hot dip galvanizing workshop



成品车间  
Finished product workshop



装箱平台  
Container loading platform

# 主要出口国家/Sales Network

65年来公司始终坚持以诚信聚集市场，赢得了良好的口碑。产品主要销往欧洲、美洲、澳洲及东南亚等120多个国家和地区，广泛应用于工程建设领域。

More than 65 years the company has always adhere to the integrity to gather market, has won a good reputation. Products are mainly exported to Europe, America, Australia and Southeast Asia, more than 120 countries and regions, widely used in construction leadership.



# 资质证书/Qualification Certificate



Since 1953  
FENGHUA 65 Years

# CONTENT 目录

## 脚手架 SCAFFOLDINGS



脚手架 Scaffolding ..... 1--19



扣件 Scaffold Couplers ..... 20--26



配件 Accessories ..... 27--32

## 模板 FORMWORKS



模板 Formwork ..... 33--50

## 其它 OTHERS



建筑相关配件 Construction Accessories ..... 51--54



手动工具 Hand Tools ..... 55

# 脚手架 SCAFFOLDINGS

## 圆盘系列脚手架 Ring Lock Scaffolding



**RFH**® Since 1953  
FENGHUA 65 Years




RFH-B001A(mm)  
立柱  
Standard  
500 1000 1500  
2000 2500 3000 4000  
Φ48.3×3.25mm  
Φ60.3×3.5mm



RFH-B001A1(mm)  
初装器  
Base Collar  
235 290 300 330mm



RFH-B001B(mm)  
横杆  
Ledger  
732 1088 1400  
1572 2072 2572 3072  
Φ48.3×3.25mm



RFH-B001C(mm)  
斜拉杆  
Diagonal  
a x b c  
732x2000 2119  
1400x2000 2393  
1572x2000 2451  
2072x2000 2808  
2572x2000 3137  
3072x2000 3572  
2572x1500 3434  
2072x1500 2845  
2572x1000 2616  
2072x1000 2162  
Φ48.3x2.5mm



RFH-B001D  
U型横杆(mm)  
U-Transom  
732/3.18kg



RFH-B001E  
横杆(mm)  
Pin Transom  
740/3.2kg 1088/6.3kg 1400/8.2kg



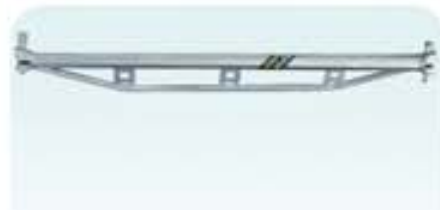
RFH-B001F  
U型横杆盖板(mm)  
U-Transom Cover  
732/1.25kg 1088/1.95kg 1400/3kg



RFH-B001G  
加强筋U型横杆(mm)  
Strengthened U Ledger  
1572/9.58kg 2072/12.78kg 2572/16.1kg 3072/19.3kg



RFH-B001G1  
加强筋U型横杆  
Strengthened U Ledger  
1088/6.0kg 1400/7.9kg



RFH-B001G2  
圆管加强筋横杆(mm)  
Bridging Ledger  
1572 2072 2572 3072



RFH-B001H  
三角架(mm)  
Bracket  
400/2.78kg 732/4.7kg



RFH-B001I  
三角架(mm)  
Bracket ( With Single Coupler)  
400/3.43kg



RFH-B001J  
三角架(mm)  
Bracket  
732/6.23kg




RFH-B001K  
三角架(mm)  
Bracket  
400/4kg



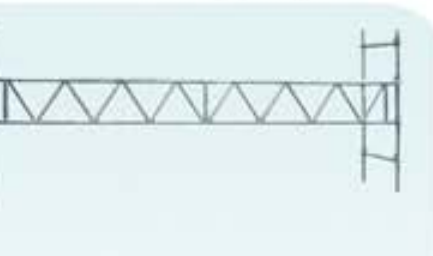
RFH-B001K1  
三角架(mm)  
Bracket  
732/5.85kg



RFH-B001L  
三角架(mm)  
Bracket  
1088/14.1kg



RFH-B001M  
护栏(mm)  
Guard Rail  
2500/11.1kg 2572/12kg  
3000/14.5kg 3072/15kg



RFH-B001N  
横梁(mm)  
Guard Rail  
4144 5144 6144  
Φ 48.3x3.2mm



RFH-B001QA  
连接板  
Connector  
500mm 3.40kg



RFH-B001QB  
连接板  
Connector  
500mm 3.40kg



RFH-B006E  
假压钩式脚踏板  
Scaffold Plank  
1572,2072,2572,3072 (mm)  
(320x76x1.5mm)



RFH-B006F  
冲压钩式脚踏板  
Scaffold Plank  
1572,2072,2572,3072 (mm)  
(320x76x1.5mm) (190x76x1.5mm)



RFH-B006H  
门式脚踏板  
Scaffold Plank  
1572,2072,2572,3072(mm)  
(610x62mm)



RFH-B006I  
脚踏板  
Scaffold Plank  
739,1065,1500,2000,2500,3000 (mm)  
(320x76x1.5mm 300x76x1.2mm)



RFH-B006L  
木档板  
Wooding Toe Board  
1572,2072,2572,3072 (mm)  
(150x29mm)

RFH-B006L1  
铁档板  
Iron Toe Board  
1572,2072,2572,3072 (mm)  
(150x12mm)





### 碗型系列脚手架 Cup Lock Scaffolding



RFH-B002A(mm)

立柱

Standard

500 1000 1300 1500 1800 2000 2500 3000

Φ48.3×3.25mm



RFH-B002B(mm)

横杆

Ledger

600 900 1000 1200 1250 1300 1600 1800 2500

Φ48.3×3.25mm



RFH-B002C

加强筋横杆(mm)

Strengthened Ledger

2500



RFH-B002D

横梁(mm)

Transom Beam

565 795 1200 1300 1800 2500



RFH-B002E

斜拉杆(mm)

Diagonal

1300X2000 1800X2000 2500X2000

Φ48.3×3.25mm



RFH-B002F

三角架

Bracket

565/6.60kg 795/7.60kg

### ▶ 装配图步骤 Assemble Process Pictures







### 香蕉系列脚手架 Kwikstage Scaffolding



**RFH-B003D**  
斜拉杆(mm)  
Diagonal  
1485x762 1485x1270 1485x2438 1981x1270  
1981x1829 1981x2438 2476x2438  
Φ48.3x3.25mm



**RFH-B003E**  
三角架  
Bracket  
534/5.7kg 749/8.3kg



**RFH-B003F**  
1.2Kg



**RFH-B003A**  
立柱(mm)  
Standard  
495 990 1485 1981 2476 2971  
Φ48.3x3.25mm



**RFH-B003B**  
横杆(mm)  
Ledger  
560 762 812 1000  
1270 1829 2438  
Φ48.3x3mm



**RFH-B003C**  
角铁横杆(mm)  
Angle iron Ledger  
560 762 812 1000  
1270 1829 2438  
50x50x5mm



**RFH-B003G**  
0.83Kg



**RFH-B003H**  
边条  
Edge Banding  
737 1243 1804 2412  
1.85 3.00 4.40 5.85kg  
40x40x4mm



**RFH-B003I**  
支架  
1 board holder  
271/2.85kg

### HK-系列脚手架 HK-Scaffolding



**RFH-B004A**  
立柱(mm)  
Vertical  
500 1000 1500  
2000 2500 3000  
Φ48.3x3.25mm



**RFH-B004B**  
护栏(mm)  
Double Guardrail  
1000 1200 1605 1914  
2450 3000 3600 4000  
Φ27x2.5mm Φ33.5x3mm



**RFH-B004C**  
横杆(mm)  
Ledger  
514 720 1000 1200 1605  
1914 2450 3000  
Φ48.3x3.25mm



**RFH-B004D**  
支架(mm)  
Board bracket  
230 400 460 600  
Φ48.3x3.25mm



**RFH-B004E**  
斜拉杆(mm)  
Diagonal  
1200x2000 1605x2000 1914x2000  
3000x2000 2450x2000  
Φ48.3x3.25mm



RFH-C004  
欧式门架  
Frame Scaffold



RFH-C004A  
Frame  
20kg  
2000x732mm  
Dia 48.3x3.25mm



RFH-C004D(mm)  
732/4.38kg  
Dia 27x2



RFH-C005  
欧式门架  
European Frame



RFH-C005A  
2000x739mm  
Dia 48.3x3.25mm



RFH-C005B  
铝合金  
Aluminium Alloy  
2000x739mm  
Dia 48.3x4mm



RFH-C004B(mm)  
732/1.76kg 1088/2.58kg  
1572/3.5kg 2072/4.52kg  
2572/5.53kg 3072/6.55kg  
Dia 34x2.5mm



RFH-C004C(mm)  
2572x2000/8.34kg  
3072x2000/9.27kg  
Dia 42x2.3mm

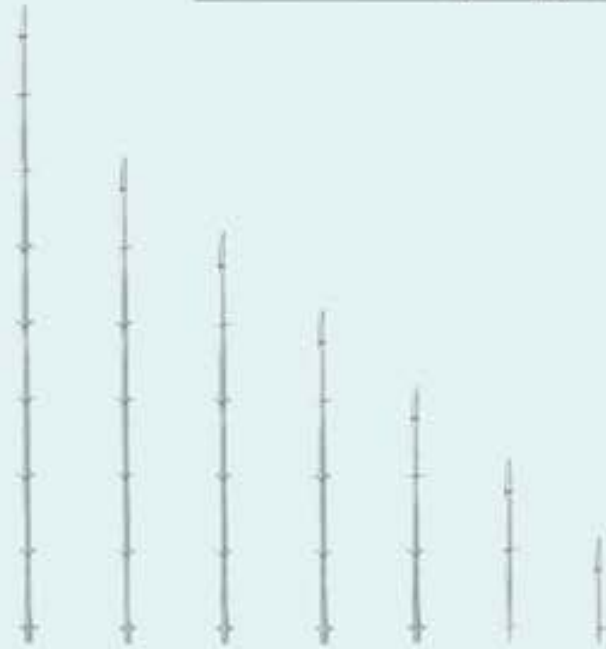


RFH-C005C  
门架护栏  
Frame Guard Rail(mm)  
1500 2000 2500 3000  
(Dia 34x2.5mm)



RFH-C005D  
斜拉杆  
Cross Brace(mm)  
2500 2828.5 3202 3605  
(Dia 48.3x2.5mm)

### 铝合金盘型系列脚手架 Aluminium Alloy Ring Lock Scaffolding



**RFH-B005A**  
立柱(mm)  
Aluminium Alloy Ring Lock Scaffolding  
Vertical  
500 1000 1500 2000  
2500 3000 4000  
Φ48.3x4 Φ122x10mm




**RFH-B005B**  
横杆(mm)  
Aluminium Alloy Ring Lock Scaffolding  
Ledger  
732 1088 1400  
1572 2072 2572 3072  
Φ48.3x4mm



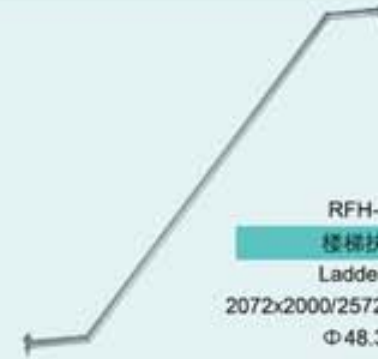
**RFH-B005C**  
U型横杆(mm)  
Aluminium Alloy Ring Lock Scaffolding  
U Ledger  
732 1088 1400



**RFH-B005D**  
U型加强横杆(mm)  
Aluminium Alloy Ring Lock Scaffolding  
U strengthened Ledger  
1572 2072 2572 3072




**RFH-B005E**  
斜拉杆(mm)  
Aluminium Alloy Ring Lock  
Scaffolding Diagonal  
1400x2000 1572x2000 2072x2000  
2572x2000 3072x2000 2572x1500  
2072x1500 2572x1000 2072x1000  
Φ48.3x2.5mm



**RFH-B001PA**  
楼梯扶手(mm)  
Ladder Parapet  
2072x2000/2572x2000/3072x2000  
Φ48.3x3.2mm



**RFH-B001PB**  
铝合金楼梯(mm)  
Aluminium Ladder  
2072x2000/2572x2000/3072x2000



**RFH-B006H1**  
门式脚踏板  
Aluminium Alloy Scaffold Plank With Trapdoor  
2572 3072(mm)  
(600x78mm)



### 脚踏板 Scaffold Plank

**RFH-B006H2**  
铝合金门式脚踏板  
Aluminium Alloy Scaffold Plank  
1572,2072,2572,3072(mm)  
(610x62mm)



**RFH-B006N**  
铝合金脚踏板  
Aluminium Alloy Scaffold Plank  
1572 2072 2572 3072(mm)  
(320x90x3mm)



**RFH-B006K**  
铝合金脚踏板  
Aluminium Alloy Scaffold Plank  
1572,2072,2572,3072 (mm)  
(600x78mm)



**RFH-B006T**  
铝合金脚踏板  
Aluminium Alloy Scaffold Plank  
1572,2072,2572,3072 (mm)  
(320x76x2mm)



**RFH-B006A**  
美式冲压钩脚踏板  
American Type  
1219,1524,2133,2438,2743 (mm)  
(225x65x1.8 mm)



**RFH-B006B**  
美式冲压钩脚踏板  
American Type  
1219,1524,2133,2438,2743 (mm)  
(225x65x1.8mm)



**RFH-B006C**  
轻型脚踏板  
Light Duty Type  
1000,1500,2000,2500,3000,4000 (mm)  
(240x45x1.2mm)



**RFH-B006D**  
轻型脚踏板  
Light Duty Scaffold Plank  
1000,1500,2000,2500,3000,4000 (mm)  
(210x45x1.2mm 250x50x1.1mm 250x45x1.2mm)



**RFH-B006G**  
澳式脚踏板  
Scaffold Plank  
735,1250,1810,2420,3075(mm)  
(225x65x1.8mm)



**RFH-B006J**  
脚踏板  
Scaffold Plank  
739,1065,1500,2000,2500,3000 (mm)  
(320x76x1.5mm)



**RFH-B006M**  
欧式脚踏板  
Scaffold Plank  
650 950 2090 2525(mm)  
(290x75x1.8mm)



**RFH-B006P**  
脚踏板  
Scaffold Plank  
1500 1800 2100 2400(mm)  
(287x57x1.5mm)



**RFH-B006Q**  
澳式脚踏板  
Scaffold Plank  
735 1250 1810 2420 3075(mm)  
(225x65x1.5mm)



**RFH-B006R**  
门式脚踏板  
Scaffold Plank  
1800mm 24.8kg  
(495x50mm)




**RFH-B006S**  
脚踏板  
Scaffold Plank  
1830mm 19.5kg  
(488x62x1.5mm)



**RFH-B007A**  
直角锚锁杆  
Tubular Anchorage  
0.5m  $\Phi 48.3 \times 2.5$ mm



**RFH-B007B**  
弯钩锚锁杆  
Tubular Anchorage With Hook  
300,450,1300,1500,1900 (mm)  
 $\Phi 48.3 \times 2.5$ mm



**RFH-B007C**  
弯钩锚锁杆  
Tubular Anchorage With Hook  
300,450,1300,1500,1900 (mm)  
 $\Phi 48.3 \times 2.5$ mm



**RFH-B007D**  
弯钩锚锁杆  
Tubular Anchorage With Hook  
 $\Phi 48.3 \times 3.25$ mm 708/2.92kg



**RFH-B007E**  
弯钩锚锁杆  
Tubular Anchorage With Hook  
 $\Phi 48.3 \times 3.25$ mm 835/3.5kg



**RFH-B008A**  
吊环  
Eye Bolt  
0.52kg 0.50kg 0.48kg



**RFH-B008B**  
吊环  
Eye Bolt(mm)  
90,125,165,195,225,300,350,400,455



**RFH-B009**  
夹管器  
Pipe Clamp Fitting  
400,600,1000,1200 (mm)



**RFH-B010**  
调节器  
Extension Base Plate  
125x125x381/762mm  
250x250x381/762mm



**RFH-B011A**  
空心调节底座  
Hollow Screw Jack Base  
600,914,1524 mm  
 $\Phi 32/35/38 \times 4$ mm  
143x143x5/6mm



**RFH-B011B**  
调节底座  
Solid Screw Jack Base  
600,914,1524 mm  
Φ35/Φ38mm  
150x150x5mm/6mm



**RFH-B011C**  
管式调节底座  
Socket Screw Jack  
600,914,1524 mm  
Φ35/Φ38mm



**RFH-B011D**  
U型调节底座  
U Head Screw Jack  
600,914,1524 mm  
Φ35/Φ38mm  
100 × 150mm



**RFH-B011LA**  
脚轮丝杠  
Screw Jack Base With Wheel  
Φ38X500mm  
10.90kg



**RFH-B011LB**  
旋转脚轮丝杠  
Swivel Jack Base With Wheel  
Φ38X500mm  
6.90kg



**RFH-B012A**  
管式底座  
Base Plate  
125x125x5mm  
0.85kg



**RFH-B011E**  
空心调节底座  
Hollow Screw Jack Base  
600,914,1524 mm  
Φ40 × 4mm  
140 × 140 × 5mm



**RFH-B011E1**  
空心调节底座  
Hollow Screw Jack Base  
400 1000mm  
Φ40 × 4mm  
140 × 140 × 5mm



**RFH-B011F**  
空心调节底座  
Hollow Screw Jack Base  
600,914,1524 mm  
300 400 600 800mm  
Φ38x4mm  
150x150x5mm



**RFH-B012B**  
U型头  
U Head  
136x138mm  
1.24kg



**RFH-B012C**  
底座  
Base Plate  
150x150mm  
0.92kg



**RFH-B013**  
托盘  
Steel Pallet  
1160 × 650 × 355mm  
29kg



**RFH-B011G**  
空心调节底座  
Hollow Screw Jack Base  
600/1000mm  
Φ48x5mm  
200x200x9.5mm



**RFH-B011H**  
U型调节底座  
U HEAD SCREW JACK  
700mm  
Φ35/ Φ38 × 4mm  
170 × 84mm



**RFH-B011H1**  
U型调节底座  
U HEAD SCREW JACK  
700mm  
Φ48 × 5mm  
170 × 84mm



**RFH-B014**  
保险销  
Safety Pin  
0.14kg



**RFH-B015A**  
挡板固定器  
Toe Board Fixer  
0.88kg



**RFH-B015B**  
U型内接  
U type Joint Pin  
1.56kg



**RFH-B011I**  
旋转调节底座  
Swivel Adjustable  
Screw Jack Base  
600 914mm  
Φ35/Φ38mm  
150x150x8mm



**RFH-B011J**  
调节底座  
Jack Base  
450mm  
Φ32mm  
150x150x5mm



**RFH-B011K**  
U型调节底座  
U HEAD SCREW JACK  
520mm  
Φ32mm  
150 × 200mm

**RFH-B016**  
脚手架管子  
Scaffolding Pipe  
1000 2000 3000 4000 5000 6000mm  
Φ48.3 × 3.25/4mm  
Φ25/27/32/38/40/42/  
51/60/63/73/76/89mm  
material: 195/235/255/345



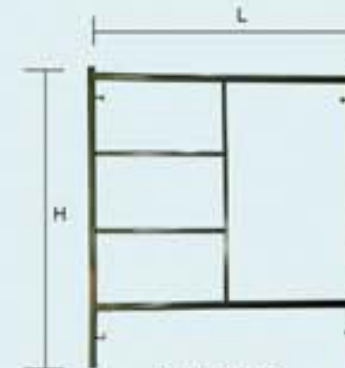
# 门架 FRAME SYSTEM




**RFH**<sup>®</sup> Since 1953  
FENGHUA 65 Years



## 梯架 Frame System



**RFH-C001D**  
Box Frame  
LxH  
5'x3'-1" 5'x4'-1"  
5'x5'-1" 5'x6'-1"  
3'x4"  
Dia 42x2.3mm



**RFH-C001E**  
Box Frame  
LxH  
2'-5"x3'-1" 2'-5"x5'-1"  
3'x2'-1" 3'x3'-1"  
3'x5'-1" 3'x6'-4"  
3'x6'-7" Dia 42x2.3mm



**RFH-C001F**  
Ladder With Coupler  
LxH  
457x2032mm 457x3251mm  
Dia 42x2.3mm



**RFH-C001G**  
Folding Trestle  
3' 4' 6'  
Dia 32x2mm



1



2



3



4



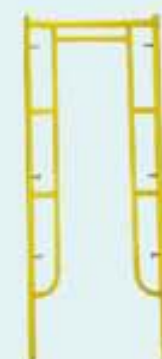
5



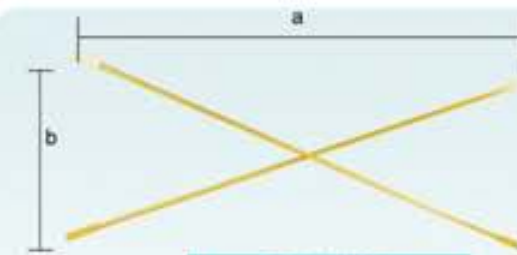
**RFH-C001A**  
Walk Through Frame  
LxH  
5'x6'-4" 5'x6'-7"  
Dia 42x2.3mm



**RFH-C001B**  
Walk Through Frame  
LxH  
3'x6'-8" 3'x8'-8"  
3'x10'-8" 3'x11'-8"  
Dia 42x2.3mm



**RFH-C001C**  
Walk Through Frame  
LxH  
3'x4'-1" 2'x6'-7"  
3'x5'-1" 3'x6'-7" 42'x6'-7"  
Dia 42x2.3mm



**RFH-C002A**



axb  
5'x4'  
7'x2'  
7'x4'  
10'x2'  
10'x4'



axb  
7'x3/4'  
10'x3/4'



axb  
5'x4'  
7'x4'  
10'x4'

## 斜拉杆/单拉杆 Cross Brace/Guard Rail



**RFH-C002B**  
3' 5' 7' 10'



**RFH-C002C**  
L

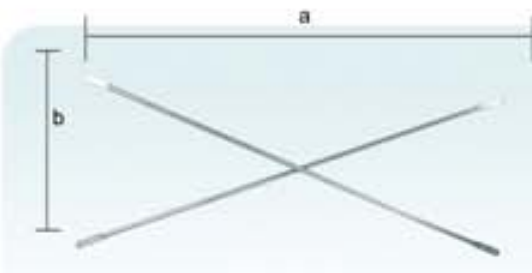
3' 5' 7' 10'



**RFH-C003A**  
重型门架  
Heavy Duty Frame  
1500x1200mm  
Dia 57x2.5mm



**RFH-C003B**  
重型门架  
Heavy Duty Frame  
1200x920mm  
Dia 57x2.5mm



**RFH-C003C**  
斜拉杆 axb(mm)  
Cross Brace

700x1220/3.1kg 1300x1220/4.5kg 1575x1220/5.0kg  
1800x1220/5.5kg 2100x1220/7.0kg 2400x1220/8.0kg  
3000x1220/9.0kg



RFH-C006  
意式门架  
Italy Frame



RFH-C006A  
意式门架  
Italy Type Frame  
2000x1048mm Dia 48.3x2.5mm



RFH-C006B  
门架护栏  
Guard Rail  
1725 2020 2061mm Dia 27x2.3mm



RFH-C007  
门架  
Frame



RFH-C007A  
门架  
Frame  
1360x1000mm  
Dia 48.3x2.65mm



RFH-C007B  
门架  
Frame  
2000x1000mm  
Dia 48.3x2.65mm



RFH-C007C  
斜拉杆  
Cross Brace  
750/1000 1250/1550  
1750/2000 2250/2500  
Dia 38/2.65mm



RFH-C008  
移动折叠门架  
Mobile Frame  
1170x1055mm  
26kg



RFH-A001  
英式旋转扣件  
British Type Swivel Coupler  
48.3mm 1.20kg



RFH-A001A  
英式旋转一半扣件  
British Type Half Swivel Coupler  
48.3mm 0.58kg



RFH-A002  
英式直角扣件  
British Type Double Coupler  
48.3mm 1.05kg



RFH-A002A  
英式直角扣件  
British Type Double Coupler  
48.3mm 1.00kg



RFH-A002B  
英式带防滑杠直角扣件  
British Type Double Coupler  
48.3mm 1.00kg



RFH-A003  
美式旋转扣件  
American Type Swivel Coupler  
48.3mm 1.20kg



RFH-A004  
美式直角扣件  
American Type Double Coupler  
48.3mm 1.00kg



RFH-A005  
美式重型旋转扣件  
American Type Heavy  
Duty Swivel Coupler  
48.3mm 1.60kg



RFH-A006  
美式重型直角扣件  
American Type Heavy Duty  
Double Coupler  
48.3mm 1.37kg



RFH-A007  
顶板扣件  
Swivel Girder Coupler  
48.3mm 1.50kg



RFH-A008  
梯型扣件  
Fixed Girder Coupler  
48.3mm 1.40kg



RFH-A020  
美式防滑杠直角扣件  
American Type Heavy Duty  
Double Coupler  
51mm 1.40kg



RFH-A021  
直角扣件  
Double Coupler  
73X48.3mm 2.20kg



RFH-A022  
旋转扣件  
Swivel Coupler  
73X48.3mm 2.40kg



RFH-A009  
双管扣件  
Side-by-Side Coupler  
42mm 0.71kg



RFH-A010  
重型双管扣件  
Heavy Duty Side-by-Side Coupler  
48.3x42mm 0.75kg



RFH-A011  
猪耳扣件  
Pressed Putlog Coupler  
48.3mm 0.6kg



RFH-A012  
猪耳扣件  
Forged Putlog Coupler  
48.3mm 0.65kg



RFH-A023  
直角扣件  
Double Coupler  
60X48.3mm 2.06kg  
63X48.3mm 2.4kg



RFH-A024  
旋转扣件  
Swivel Coupler  
60X48.3mm 2.2kg  
63X48.3mm 2.5kg



RFH-A025  
旋转扣件  
Swivel Coupler  
89X42mm 2.95kg  
89x48mm 3.10kg



RFH-A026  
直角扣件  
Double Coupler  
89X48.3mm 2.70kg



RFH-A012A  
猪耳扣件  
Forged Putlog Coupler  
48.3mm 0.62kg



RFH-A013  
新轻型冲压扣件  
Pressed Putlog Coupler  
48.3mm 0.53kg



RFH-A013A  
指板扣件  
Board Retaining Coupler  
42/48.3mm 0.56/0.59kg



RFH-A013B  
指板扣件  
Board Retaining Coupler  
42/48.3mm 0.56/0.59kg



RFH-A027  
旋转一半扣件  
Half Swivel Coupler  
89mm 2.30kg



RFH-A028  
澳式旋转扣件  
Australian Type Swivel Coupler  
48.3mm 1.11kg



RFH-A029  
澳式直角扣件  
Australian Type Double Coupler  
48.3mm 1.02kg



RFH-A030  
U型扣件  
U Head Coupler  
48.3mm 1.17kg



RFH-A014  
德式防滑一半扣件  
German Type Half Swivel Coupler  
42/48.3mm 0.61/0.73kg



RFH-A015  
德式防滑旋转扣件  
German Type Swivel Coupler  
48.3mm 1.40kg



RFH-A016  
德式防滑直角扣件  
German Type Double Coupler  
48.3mm 1.20kg



RFH-A017  
德式防滑旋转扣件  
German Type Swivel Coupler  
42mm 1.28kg



RFH-A031  
意式玛钢直角扣件  
Italian Type Malleable Iron  
Double Coupler  
48.3mm 1.50kg



RFH-A032  
意式玛钢旋转扣件  
Italian Type Malleable Iron  
Swivel Coupler  
48.3mm 1.90kg



RFH-A033  
意式锻压旋转扣件  
Italian Type Forged Swivel Coupler  
48.3mm 1.70kg



RFH-A034A  
意式锻压轻型直角扣件  
Italian Type Forged Double Coupler  
48.3mm 1.30kg



RFH-A017A  
德式防滑旋转扣件  
German Type Swivel Coupler  
60X48.3mm 1.50kg



RFH-A018  
德式防滑直角扣件  
German Type Double Coupler  
42mm 1.15kg



RFH-A018A  
德式防滑直角扣件  
German Type Double Coupler  
60X48.3mm 1.3kg



RFH-A019  
美式防滑杠旋转扣件  
American Type Heavy Duty  
Swivel Coupler  
51mm 1.60kg



RFH-A034B  
意式锻压重型直角扣件  
Italian Type Forged Heavy  
Duty Double Coupler  
48.3mm 1.80kg



RFH-A035  
意式冲压直角扣件  
Italian Type Pressed  
Double Coupler  
48.3mm 1.35kg



RFH-A035A  
意式冲压旋转扣件  
Italian Type Pressed  
Swivel Coupler  
48.3mm 1.54kg





RFH-A035B  
意式冲压旋转一半扣件  
Italian Type Punched Half Swivel Coupler  
48.3mm 0.76kg



RFH-A035C  
意式冲压旋转扣件  
Italian Type Pressed Swivel Coupler  
48.3mm 1.74kg



RFH-A036  
意式锻压一半扣件  
Italian Type Forged Half Coupler  
48.3mm 0.78kg



RFH-A047  
德式直角扣件  
German Type Double Coupler  
48.3mm 0.96kg



RFH-A048  
旋转扣件  
Swivel Coupler  
42mm 0.95kg



RFH-A049  
焊接直角扣件  
Welded Double Coupler  
48.3X42mm 1.03kg



RFH-A036A  
意式锻压一半扣件  
Italian Type Forged Half Coupler  
48.3mm 0.65kg



RFH-A037  
巴西冲压旋转扣件  
Brazil Type Pressed Swivel Coupler  
48.3mm 1.20kg  
42mm 0.88kg



RFH-A038  
巴西冲压直角扣件  
Brazil Type Pressed Double Coupler  
48.3mm 1.16kg  
42mm 0.88kg



RFH-A039  
外接管  
Sleeve Coupler  
48.3mm 1.30kg



RFH-A050  
直角扣件  
Double Coupler  
48.3X42mm 0.96kg



RFH-A051  
旋转扣件  
Swivel Coupler  
76X48.3mm 1.88kg  
76X60mm 2.55kg  
76X76mm 2.8kg



RFH-A052  
直角扣件  
Double Coupler  
76X48.3mm 1.9kg



RFH-A053  
旋转扣件  
Swivel Coupler  
60X48.3mm 1.60kg



RFH-A039A  
外接管  
Sleeve Coupler  
48.3mm 1.00kg



RFH-A039B  
外接管  
Sleeve Coupler  
48.3mm 1.09kg



RFH-A039C  
外接管  
Sleeve Coupler  
42mm 1.10kg



RFH-A039D  
外接管  
Sleeve Coupler  
48.3mm 1.10kg



RFH-A053A  
直角扣件  
Double Coupler  
60X48.3mm 1.35kg



RFH-A054  
旋转扣件  
Swivel Coupler  
48.3X34mm 1.00kg



RFH-A055  
旋转扣件  
Swivel Coupler  
38X34mm 0.97kg



RFH-A056  
焊板扣件  
Single Coupler with  
Welded L-Plank  
48.3mm 0.84kg



RFH-A040  
锻压外接管扣件  
Forged Sleeve Coupler  
48.3mm 1.66kg



RFH-A041  
意式锻压外接管扣件  
Italian Type Forged Sleeve Coupler  
48.3mm 1.65kg



RFH-A042  
英式冲压旋转扣件  
British Type Pressed Swivel Coupler  
48.3mm 1.10kg



RFH-A043  
英式冲压直角扣件  
British Type Pressed Double Coupler  
48.3mm 0.93kg



RFH-A057  
焊接销子扣件  
Single Coupler with  
Welded Pin  
48.3mm 0.61kg



RFH-A058  
防滑杠焊接内接管扣件  
Coupler with Welded  
Coupling Pin  
48.3mm 1.61kg



RFH-A059  
角铁焊接扣件  
Coupler with Welded  
Angle Iron  
48.3mm 1.81kg



RFH-A060  
焊板扣件  
Coupler with Welded Plate  
48.3mm 0.84kg



RFH-A044  
超轻型冲压旋转扣件  
Pressed Swivel Coupler  
48.3mm 0.64kg



RFH-A045  
超轻型冲压直角扣件  
Pressed Double Coupler  
48.3mm 0.67kg



RFH-A046  
德式旋转扣件  
German Type Swivel Coupler  
48.3mm 1.10kg



RFH-A046A  
德式旋转一半扣件  
German Type Half Swivel Coupler  
48.3mm 0.53kg



RFH-A061  
平行焊接扣件  
Welded Parallel Coupler  
48.3mm 1.25kg



RFH-A062  
带钩杆式扣件  
Coupler With Hook  
48.3mm 0.82kg



RFH-A063  
焊板扣件  
Coupler with Welded Plank  
48.3mm 0.81kg



**RFH-A064**  
楔式旋转半扣件  
Wedge Head Half Coupler  
48.3mm 0.6kg



**RFH-A064A**  
楔式旋转扣件  
Wedge Head Swivel Coupler  
48.3mm 1.37kg



**RFH-A064B**  
楔式直角扣件  
Wedge Head Double Coupler  
60x48.3mm 1.6kg



**RFH-A065**  
焊L棒扣件  
Coupler with Welded L Rod  
48.3mm 0.79kg



**RFH-A066**  
焊接横杆扣件  
Couplers with Welded Tube  
48.3mm 1.43kg



**RFH-A067**  
焊接吊环扣件  
Coupler with Welded Ring  
48.3mm 0.87kg



**RFH-A068**  
防滑杠焊接铸钢头扣件  
Coupler with Welded Cast Steel Wedge  
48.3mm 1.28kg



**RFH-A069**  
焊接铸钢头扣件  
Coupler with Welded Cast Steel Wedge  
48.3 mm 1.00kg



**RFH-A070**  
铸钢头旋转扣件  
Swivel Coupler with Cast Steel Wedge  
48.3 mm 1.16kg



**RFH-A071**  
铸钢头旋转扣件  
Swivel Coupler with Cast Steel Wedge  
48.3 mm 1.34kg



**RFH-A072**  
焊接M20螺栓扣件  
Coupler with Welded Bolt M20  
48.3mm 0.65kg



**RFH-A073**  
异型焊接M16螺栓扣件  
Coupler with Welded Bolt M16  
48.3mm 0.81kg



**RFH-A074**  
异型焊接M14螺栓扣件  
Coupler with Welded Bolt M14  
48.3mm 0.70kg



**RFH-A075**  
圆盘扣件  
Round Ring Clamp  
1.20kg



**RFH-A076**  
防滑杠焊接L板扣件  
Coupler with Welded L-Plank  
48.3mm 1.15kg



**RFH-A077**  
防滑杠焊接直角板扣件  
Coupler with Welded Plate  
48.3mm 1.43kg



**RFH-A078**  
防滑杠角铁焊接扣件  
Coupler with Welded Angle Iron  
48.3mm 1.44kg



**RFH-A079**  
防滑杠焊接插板式扣件  
Single Coupler with Wedge  
48.3mm 1.04kg



**RFH-A080**  
冲压梯子扣件  
Pressed Ladder Clamp  
48.3mm 1.52kg



**RFH-A081**  
荷兰锻压直角扣件  
Holland Type Forged Double Coupler  
48.3mm 1.67kg



**RFH-A082**  
荷兰锻压旋转扣件  
Holland Type Forged Swivel Coupler  
48.3mm 1.48kg



**RFH-A083**  
铝合金旋转扣件  
Aluminium Alloy Swivel Coupler  
50mm 1.01kg



**RFH-A084**  
铝合金扣件  
Aluminium Alloy Coupler  
50mm 0.66kg



**RFH-A085**  
U型支架扣件  
Single Coupler with U-type Bracket  
48.3mm 2.3kg



**RFH-A086**  
围栏扣件  
Fencing Coupler  
0.38kg



**RFH-A087A**  
PVC管夹  
PVC Pump Clip



**RFH-A087B**  
PVC管夹  
PVCv Pump Clip



**RFH-A087C**  
AC管夹  
ACv Pump Clip



**RFH-A088**  
顶板扣件  
Beam Coupler  
0.51kg



**RFH-A089A**  
踏板夹子  
Toe End Clip  
0.47kg



**RFH-A089B**  
踏板夹子  
Toe End Clip  
0.38kg



**RFH-A090A**  
梯子夹子  
Ladder Clamp  
0.51kg



**RFH-A090B**  
夹子  
Clamp  
0.52kg



**RFH-A091**  
木板卡扣  
Toe Board Clip  
0.36kg



**RFH-A092**  
扣件墙锁杆(mm)  
Wall Fixer  
350/1.5kg 600/2kg 1100/2.8kg



**RFH-A093**  
连接器  
Connector with Couplers  
2.55kg



**RFH-A093A**  
连接器  
Connector with Couplers  
2.28kg

# 配件 ACCESSORIES



RFH-E001  
挂网护栏  
Guard Rail  
8000X2500  
80X80X3  
90Kg



RFH-E002A  
冲压可调内接  
Pressed Inner Joint Pin  
0.85kg Dia38 x 185mm



RFH-E002B  
冲压可调内接  
Pressed Inner Joint Pin  
0.80kg Dia40 x 180mm



RFH-E002BA  
冲压可调内接  
Pressed Inner Joint Pin  
1.59kg Dia40 x 180mm  
Dia68 x 200mm



RFH-E002BB  
冲压可调内接  
Pressed Inner Joint Pin  
0.65kg Dia40 x 180mm  
Dia40 x 185mm



RFH-E002C  
锻压内接  
Forged Inner Joint Pin  
1.41kg Dia40 x 297mm



RFH-E002CA  
锻压内接  
Forged Inner Joint Pin  
1.3kg Dia40 x 180mm  
Dia40 x 185mm



RFH-E002D  
锻压内接  
Forged Inner Joint Pin  
0.87kg Dia37 x 197mm



RFH-E002E  
锻压内接  
Forged Inner Joint Pin  
1.27kg Dia38 x 182mm



RFH-E002F  
内接  
Coupling Pin  
0.27kg Dia 32x2x178mm



RFH-E002G  
内接  
Coupling Pin  
0.32kg Dia 35x2x178mm



RFH-E002H  
内接  
Coupling Pin  
0.66kg Dia 41x3x200mm



RFH-E002I  
内接  
Coupling Pin(Square)  
0.80kg 32.6 x 32.6 x 3 x 300mm



RFH-E002J  
十字内接  
Double Coupling Pin  
0.50kg 40 x 40 x 3 x 200mm



RFH-E002K  
单头十字内接  
Base Plate with Pin  
0.90kg 40 x 40 x 3 x 112mm



RFH-E002L  
弯管内接  
Coupling Pin  
2.4kg Dia38x4mm



RFH-E002M  
内接  
Connector  
0.51kg 40 x 40 x 3 x 140mm



RFH-E002N  
内接  
Connector  
0.6kg Dia 40 x 3 x 204mm



RFH-E003A  
丝杠把手  
Jack Nut  
0.40kg Dia 35/38mm



RFH-E003B  
丝杠把手  
Jack Nut  
0.80kg Dia 35/38mm



RFH-E003C  
丝杠把手  
Jack Nut  
0.66kg Dia 38mm



RFH-E003D  
锻压丝杠把手  
Forged Jack Nut  
0.87kg 35/38mm



RFH-E003E  
锻压丝杠把手  
Forged Jack Nut  
0.93kg 48/50mm



RFH-E003F  
丝杠把手  
Jack Nut  
0.44kg Dia 34/38mm



RFH-E003G  
丝杠把手  
Jack Nut  
0.58kg Dia 38/40mm

**RFH**® Since 1953  
FENGHUA 65 Years



RFH-E004A  
销子  
Lock Pin  
0.12kg Dia20X48mm



RFH-E004B  
销子  
Lock Pin  
0.11kg Dia19X48mm



RFH-E004C  
销子  
Lock Pin  
0.085kg Dia18X46mm



RFH-E004D  
销子  
Lock Pin  
0.05kg Dia12.7X55mm



RFH-E004E  
销子  
Lock Pin  
0.05kg Dia12.7X55mm



RFH-E004F  
销子  
Toggle Pin  
Dia9X67mm 0.045kg  
Dia9X90mm 0.055kg



RFH-E004G  
销子  
Snap Pin  
0.055kg Dia9.5X72.5mm



RFH-E004H  
销子  
Lock Pin  
0.035kg 0.045kg  
Dia12 x 40 12 x 50mm



RFH-E004I  
销子  
Roll Pin  
0.02kg Dia11.2X46mm



RFH-E007C  
蚯蚓销  
Gravity Pin  
Dia 12x56mm 0.21kg



RFH-E008  
速锁  
Fast Lock  
0.185kg



RFH-E009  
保护网  
Safety Net  
120/240(g/m<sup>2</sup>)



RFH-E010A  
圆盘  
Round Ring  
0.48kg/122x9.5mm



RFH-E010B  
圆盘  
Round Ring  
0.44kg



RFH-E010C  
圆盘  
Round Ring  
0.48kg /128x8mm



RFH-E010D  
圆盘  
Round Ring  
0.44kg /122x9.5mm  
0.54kg/134x9.5mm



RFH-E010E  
圆盘  
Round Ring  
0.47kg /134x8mm



RFH-E010F  
铝合金圆盘  
Aluminium Round Ring  
0.17kg/123x10mm



RFH-E011A  
锻压上碗  
Forged Top Cup  
0.43kg



RFH-E011B  
下碗  
Bottom Cup  
0.21kg



RFH-E011C  
锻压紧箍片  
Forged Ledger Blade  
0.23kg



RFH-E005B  
弹簧片  
Spring Rivet  
0.015kg



RFH-E007A  
蚯蚓销  
Gravity Pin  
Dia 9x42mm 0.10kg



RFH-E007B  
蚯蚓销  
Gravity Pin  
Dia 8/10/12mmx48.3mm



RFH-E012A  
铸钢插头  
Casting-Steel Ledger End  
0.55kg



RFH-E012B  
铸钢插头  
Casting-Steel Ledger End  
0.52kg



RFH-E012C  
铸钢插头  
Casting-Steel Ledger End  
0.49kg



RFH-E012E  
左右插头  
Diagonal Brace End  
0.70Kg



RFH-E012D  
铸钢插头  
Casting-Steel Ledger End  
0.67kg



RFH-E012F  
左右插头  
Diagonal Brace End  
0.66kg



RFH-E012G  
连体铸钢头  
Twin Wedge  
1.16kg



RFH-E012H  
U型横杆头  
U-Ledger End  
0.6kg



RFH-E012I  
羊角铸钢头  
Claw Ledger  
0.72kg



RFH-E013A  
单制胶轮  
Swivel Caster Wheel With Break  
6" 8" 5.50kg



RFH-E013B  
胶轮  
Caster Wheel  
6" 8" 4.5kg



RFH-E013C  
胶轮  
Caster Wheel With Break  
6" 8"



FH-E014  
旋转锁  
Twist Lock  
48/60 1.4kg 3.26kg



RFH-E015  
吊钩  
Lifting Hook  
5T 3.3kg 3T 1.74kg  
1.5T 0.58kg 0.75T 0.25kg



RFH-E016  
1T吊轮  
Gin Wheel  
4.84kg



RFH-E017  
木踏板头  
Wood Board End  
0.63kg



RFH-E019  
铝合金踏板头  
Aluminium Alloy Board End  
2.12Kg



RFH-E020  
冲压韩式横杆头  
Korean Type Punched Ledger End  
0.32Kg



RFH-E021  
冲压件  
Metal Pressing  
0.05kg



RFH-E022  
铝合金扣件  
Aluminium Alloy Coupler  
0.20Kg



RFH-E023  
铝合金钩  
Aluminium Alloy Hook  
50mm/ 0.47Kg



RFH-E024D  
吊环  
Traction Ring  
0.22kg



RFH-E025A  
螺栓  
Bolt  
1/2" 9/16" 5/8" M14



RFH-E025B  
螺母  
Nut  
1/2" 9/16" 5/8" M14  
对边 19 21 22 23 24



RFH-E026A  
底座  
Base Plate  
2.00kg  
150x150x10mm



RFH-E026B  
底座  
Base Plate With Wedge  
3.05kg  
150x150x10mm

# 模板 FORMWORK



## D00A 重型钢模板 Shutter Panel



型号 Code No.	规格 Size	重量 Kg	表面处理 Surface Treatment
D00A3324	3300X2400X120	365	喷漆 Painted
D00A3312	3300X1200 X120	200	喷漆 Painted
D00A3309	3300X900 X120	144	喷漆 Painted
D00A33072	3300X720 X120	122	喷漆 Painted
D00A33066	3300X660 X120	116	喷漆 Painted
D00A33062	3300X620 X120	112	喷漆 Painted
D00A3306	3300X600 X120	109	喷漆 Painted
D00A33054	3300X540 X120	100	喷漆 Painted
D00A3305	3300X500 X120	98	喷漆 Painted
D00A3303	3300X300 X120	75	喷漆 Painted



型号 Code No.	规格 Size	重量 Kg	表面处理 Surface Treatment
D00A2724	2700X2400 X120	330	喷漆 Painted
D00A2712	2700X1200 X120	160	喷漆 Painted
D00A2709	2700X900 X120	113	喷漆 Painted
D00A27072	2700X720 X120	94	喷漆 Painted
D00A27066	2700X660 X120	88	喷漆 Painted
D00A27062	2700X620 X120	85	喷漆 Painted
D00A2706	2700X600 X120	81	喷漆 Painted
D00A27054	2700X540 X120	75	喷漆 Painted
D00A2705	2700X500 X120	72	喷漆 Painted
D00A2703	2700X300 X120	54	喷漆 Painted



型号 Code No.	规格 Size	重量 Kg	表面处理 Surface Treatment
D00A2422	2400X2200 X120	243	喷漆Painted
D00A2418	2400X1800 X120	208	喷漆Painted
D00A2412	2400X1200 X120	133	喷漆Painted
D00A2409	2400X900 X120	106	喷漆Painted
D00A2406	2400X600 X120	78	喷漆Painted
D00A2403	2400X300 X120	52	喷漆Painted



型号 Code No.	规格 Size	重量 Kg	表面处理 Surface Treatment
D00A1224	1200X2400X120	160	喷漆Painted
D00A1212	1200X1200 X120	69	喷漆Painted
D00A1209	1200X900 X120	53	喷漆Painted
D00A12072	1200X720 X120	52	喷漆Painted
D00A12066	1200X660 X120	40	喷漆Painted
D00A12062	1200X620 X120	48	喷漆Painted
D00A1206	1200X600 X120	46	喷漆Painted
D00A12054	1200X540 X120	39	喷漆Painted
D00A1205	1200X500 X120	36	喷漆Painted
D00A1203	1200X300 X120	26	喷漆Painted



型号 Code No.	规格 Size	重量 Kg	表面处理 Surface Treatment
D00A0609	600X900 X120	37	喷漆Painted
D00A06072	600X720 X120	35	喷漆Painted
D00A06066	600X660 X120	33	喷漆Painted
D00A06062	600X620 X120	31	喷漆Painted
D00A0606	600X600 X120	29	喷漆Painted
D00A0603	600X300 X120	20	喷漆Painted

### D00AA 轻型钢模板 Light Dutty Shutter Panel



型号 Code No.	规格 Size	重量 Kg	表面处理 Surface Treatment
D00AA2724	2700X2400X121	205	喷漆Painted
D00AA2709	2700X900X121	70	热镀锌Hdg
D00AA27075	2700X750X121	61	热镀锌Hdg
D00AA27065	2700X650X121	56	热镀锌Hdg
D00AA2706	2700X600X121	54	热镀锌Hdg
D00AA27055	2700X550X121	51	热镀锌Hdg
D00AA2705	2700X500X121	49	热镀锌Hdg
D00AA27045	2700X450X121	39	热镀锌Hdg
D00AA2703	2700X300X121	26	热镀锌Hdg



型号 Code No.	规格 Size	重量 Kg	表面处理 Surface Treatment
D00AA3009	3000X900X121	78	热镀锌Hdg
D00AA30075	3000X750X121	67	热镀锌Hdg
D00AA30065	3000X650X121	61	热镀锌Hdg
D00AA3006	3000X600X121	58	热镀锌Hdg
D00AA30055	3000X550X121	56	热镀锌Hdg
D00AA3005	3000X500X121	53	热镀锌Hdg
D00AA30045	3000X450X121	50	热镀锌Hdg
D00AA3003	3000X300X121	44	热镀锌Hdg



型号 Code No.	规格 Size	重量 Kg	表面处理 Surface Treatment
D00AA1509	1500X900X121	42	喷漆Painted
D00AA15075	1500X750X121	36	热镀锌Hdg
D00AA15065	1500X650X121	33	热镀锌Hdg
D00AA1506	1500X600X121	31.5	热镀锌Hdg
D00AA15055	1500X550X121	30	热镀锌Hdg
D00AA1505	1500X500X121	28	热镀锌Hdg
D00AA15045	1500X450X121	26.5	热镀锌Hdg
D00AA1503	1500X300X121	23	热镀锌Hdg




型号 Code No.	规格 Size	重量 Kg	表面处理 Surface Treatment
D00AA1209	1200X900X121	38	喷漆Painted
D00AA12075	1200X750X121	34	热镀锌Hdg
D00AA12065	1200X650X121	30.5	热镀锌Hdg
D00AA1206	1200X600X121	29.5	热镀锌Hdg
D00AA12055	1200X550X121	27.5	热镀锌Hdg
D00AA1205	1200X500X121	26	热镀锌Hdg
D00AA12045	1200X450X121	24	热镀锌Hdg
D00AA1203	1200X300X121	19	热镀锌Hdg



### D00AB 多孔模板 Shutter with Hole

型号 Code No.	规格 Size	重量 Kg	表面处理 Surface Treatment
D00AB2707	2700X900X121	69	热镀锌Hdg
D00AB1507	1500X900X121	41	热镀锌Hdg
D00AB1207	1200X900X121	37	热镀锌Hdg



### D00B 固定拐角 Fixed Shutter Corner

型号 Code No.	规格 Size	重量 Kg	表面处理 Surface Treatment
D00B330303	3300X300X300	120	喷漆Painted
D00B270303	2700X300X300	100	喷漆Painted
D00B240303	2400X300X300	72	喷漆Painted
D00B150303	1500X300X300	45	喷漆Painted
D00B120303	1200X300X300	30	喷漆Painted
D00B0600303	600X300X300	29.5	喷漆Painted



### D00BA 可调拐角 Adjustable shutter corner

型号 Code No.	规格 Size	重量 Kg	表面处理 Surface Treatment
D00BA33058	3300X584X120	120	喷漆Painted
D00BA27058	2700X584X120	100	喷漆Painted
D00BA24058	2400X584X120	70	喷漆Painted
D00BA15058	1500X584X120	63	喷漆Painted
D00BA12058	1200X584X120	56	喷漆Painted
D00BA06058	600X584X120	29.5	喷漆Painted







### D00AC 钢板型模板 Shutter Panel

型号 Code No.	规格 Size	重量 Kg	表面处理 Surface Treatment
D00AC1003	1000X300X80	11.5/15.5	喷漆Painted
D00AC1004	1000X400X80	16.5/22	喷漆Painted
D00AC1005	1000X500X80	18.5/26	喷漆Painted
D00AC1006	1000X600X80	20.5/29	喷漆Painted
D00AC1007	1000X700X80	22.5/32	喷漆Painted
D00AC1203	1200X300X80	14/19	喷漆Painted
D00AC1204	1200X400X80	20/27	喷漆Painted
D00AC1205	1200X500X80	22/30.5	喷漆Painted
D00AC1206	1200X600X80	25/36	喷漆Painted
D00AC1207	1200X700X80	27/39	喷漆Painted
D00AC1503	1500X300X80	17.5/23	喷漆Painted
D00AC1504	1500X400X80	25/33.5	喷漆Painted
D00AC1505	1500X500X80	28/38.5	喷漆Painted
D00AC1506	1500X600X80	31/43	喷漆Painted
D00AC1507	1500X700X80	34/49	喷漆Painted

### D00AD 铝合金模板 Aluminium Shutter

型号 Code No.	规格 Size	重量 Kg	表面处理 Surface Treatment
D00AD1818	1800X1800X140	58	喷漆Painted
D00AD1809	1800X900X140	27	喷漆Painted
D00AD18075	1800X750X140	23	喷漆Painted
D00AD1806	1800X600X140	20	喷漆Painted
D00AD18045	1800X450X140	14	喷漆Painted
D00AD0909	900X900X140	15	喷漆Painted
D00AD09075	900X750X140	13	喷漆Painted
D00AD0906	900X600X140	11	喷漆Painted
D00AD0945	900X450X140	9	喷漆Painted
D00AD0930	900X300X140	7	喷漆Painted



### D00C 圆柱 Column Shutter



### D00AE 可调铝合金模板 Adjustable Aluminium Shutter

1800X(500-900)mm 900X(500-900)mm

高度H (mm)	直径Dia (mm)	重量Weight (kg)
H:3000mm	DIA 300mm	131
	DIA 400mm	149
	DIA 500mm	171
	DIA 600mm	193
H:2400mm	DIA 300mm	217
	DIA 400mm	107
	DIA 500mm	126
	DIA 600mm	144
H:2000mm	DIA 600mm	162
	DIA 700mm	181
H:2000mm	DIA 500mm	114
H:1800mm	DIA 500mm	88.6
H:1250mm	DIA 500mm	71.2
H:1200mm	DIA 300mm	69.4
	DIA 400mm	77
	DIA 500mm	87.5
	DIA 600mm	97.5
H:1000mm	DIA 700mm	109
	DIA 500mm	52
	DIA 300mm	25.7
	DIA 400mm	28.3
H:300mm	DIA 500mm	32.9
	DIA 600mm	37
	DIA 700mm	42.3



RFH-D00D  
方柱模板  
Steel Panel  
500x500mm/8.45kg x 4



RFH-D00E  
校正横梁  
Adjust Beam  
850mm/12.20kg



RFH-D00F  
模板角托  
Formwork Angle Bracket  
7.30kg



**RFH-D00GA**  
推拉支撑  
Push-Pull Shore  
17.5Kg  
610-900mm 1600-1700mm

**RFH-D00GB**  
推拉支撑  
Push-Pull Shore  
25Kg  
1000-1300mm 1550-3000mm



**RFH-D00H**  
模板吊钩  
Formwork Lifting Hook  
13.95kg



**RFH-D00HA**  
模板吊钩  
Formwork Lifting Hook  
7.00kg



**RFH-D00GC**  
推拉立柱  
Push-Pull Shore  
19.30kg  
590-980mm 1450-1900mm

**RFH-D00GD**  
推拉立柱  
Push-Pull Shore  
10.50kg  
1700-2000mm



**RFH-D00IA**  
型材支架  
Section Holder  
2700mm  
20.70kg



**RFH-D00IB**  
型材支架  
Section Holder  
2700mm  
17.80kg



### 可调支顶 Shoring Prop

RFH-D001(mm)

500-800 1070-1820  
1600-2900 1750-3120  
1982-3352 2000-3500  
2290-3550 2590-3950  
2600-4720 3200-4870

Dia 57 × 1.8~2.5mm Dia48x1.8~2.5mm  
Dia 48 × 1.8~2mm Dia42/40x1.8~2mm  
120 × 120 × 4/5/6mm



### 可调支顶 Shoring Prop

RFH-D002(mm)

1062-1829 1772-3124  
1982-3352 2000-3500  
2400-3900 2602-3962  
3200-4870 3394-5068  
Dia 57x2.5mm  
Dia 48x2.5mm  
120x120x5/6mm



### 可调支顶 Shoring Prop

RFH-D003(mm)

1764-3000 2014-3500  
2264-4000  
Dia 57x2.5mm  
Dia 48x3.5mm  
120x120x8mm  
100x150mm



### 可调支顶 Shoring Prop

RFH-D004 A款(A Type)

1076-1827 1626-2517

1986-3347 2596-3957

3454-5067

Dia 60x3.6 mm

Dia 48x4.0 mm

150x150x8 mm



RFH-D004 B款(B Type)

1740-3000 2090-3500

Dia 60x2.5mm

Dia 48x3.5mm

150x150x6mm



### 可调支顶 Shoring Prop

RFH-D005

1760-2900 2200-3900

2700-4900

Dia 70x3mm

Dia 60x4.0mm

152x152x9.5mm



RFH-D005A

立柱接头

Prop Sleeve

1.81kg

Dia 60x3.5x225mm



RFH-D005B

立柱锻压螺母

Forged Prop Nut

0.97kg



RFH-D006A

玛钢夹紧器

Malleable Iron Wedge Clamp

8-10mm

0.47kg



RFH-D006B

冲压式夹紧器

Pressed Wedge Clamp

8-10mm

0.46kg



RFH-D006C

冲压式夹紧器

Pressed Wedge Clamp

8-10mm

0.40kg



RFH-D006D

夹紧器

Tensor Clamp

8-10mm

3.81kg



RFH-D007

快速接头

Fast Joint

Dia 54/63/74/79.5mm



RFH-D008

紧线器

Thread Tightening Clamp

1.40kg



RFH-D009A

夹紧器螺母

Wing Nut

0.58kg/Dia 70-100mm

Φ 17



**RFH-D009B**  
夹紧器螺母  
Wing Nut  
0.30kg  
Φ 17



**RFH-D009C**  
夹紧器螺母  
Wing Nut  
0.29kg  
Φ 17



**RFH-D009D**  
夹紧器螺母  
Wing Nut  
0.41kg  
Φ 17



**RFH-D009E**  
冷轧夹紧器螺杆  
Cold Rolled Tie Rod 17mm  
Φ 12/Φ 17  
1000, 1500, 2000, 2500, 3000, 4000, 6000mm  
> 90KN > 120KN



**RFH-D009F**  
热轧夹紧器螺杆  
Hot Rolled Tie Rod 17mm  
Φ 17/Φ 22  
1000, 1500, 2000, 2500, 3000, 4000, 6000mm  
> 180KN



**RFH-D009G**  
夹紧器螺母  
Wing Nut  
0.72kg/Dia 110mm  
Φ 17



**RFH-D009H**  
夹紧器螺母  
Wing Nut  
0.41kg/Dia 70mm  
Φ 12/Φ 17



**RFH-D009I**  
锻压夹紧器螺母  
Forged Wing Nut  
0.95kg/Dia 110mm  
Φ 17



**RFH-D009J**  
锻压夹紧器螺母  
Forged Wing Nut  
0.58kg/Dia 70mm  
Φ 17



**RFH-D009K**  
加强型夹紧器螺母  
Reinforced Type Anchor Nut  
0.8Kg/Dia110mm 1.2Kg/Dia130mm  
Φ 17



**RFH-D009L**  
夹紧器螺母  
Tie Rod Nut  
100mm/0.43kg 50mm/0.19kg  
Φ 17



**RFH-D009M**  
夹紧器双头连接螺母  
Water Stopper  
0.56kg  
Φ 17



**RFH-D009N**  
夹紧器螺母  
Wing Nut  
0.62kg 0.7kg/Dia100mm  
Φ 17



**RFH-D010A**  
冲压底座  
Washer Plate  
120x120x6mm/0.62kg  
120x120x8mm/0.72kg



**RFH-D010B**  
冲压底座  
Washer Plate  
120x120x6mm/0.62kg  
120x120x8mm/0.72kg



**RFH-D010C**  
锻压底座  
Forged Anchor Plate  
17mm/1.43kg



**RFH-D010D**  
锻压方底座  
Forged Anchor Plate  
17mm/2.78kg



**RFH-D010E**  
锻压底座  
Forged Anchor Plate  
17mm/100x150mm/1.25kg



**RFH-D010F**  
冲压底座  
Punched Anchor Plate  
17mm/150x200x10mm/ 2.52Kg



**RFH-D010G**  
方底座  
Anchor Plate  
17mm 120x120 1.56kg



**RFH-D012A**  
三角架  
Tripod  
Dia 40-80mm/10kg  
30x30x1.5mm



**RFH-D012B**  
三角架  
Tripod  
Dia 40-80mm  
11kg Φ 32x2.5mm



**RFH-D012C**  
三脚架  
Tripod  
Dia 40-80mm  
9.00kg  
30x30x2mm



**RFH-D012D**  
三脚架  
Tripod  
Dia 40-80mm  
7.65kg  
Φ 25x2mm



**RFH-D013A**  
角头  
Clamping Corner  
5.9kg



RFH-D013B  
可调节头  
Adjustable Splice  
4.44kg



RFH-D013C  
可调节头  
Adjustable Splice  
2.82kg



RFH-D013D  
可调节头  
Adjustable Splice  
6.2kg



RFH-D017  
模板扳手  
Platform Spanner  
0.18kg



RFH-D018A  
焊接叉子  
4 Way U Heads  
2.65kg



RFH-D018B  
焊接叉子  
4 Way U Heads  
2.93kg



RFH-D013E  
模板夹  
Panel Clamp  
1.36kg



RFH-D013F  
模板夹  
Panel Clamp  
4.32kg



RFH-D013G  
模板夹  
Panel Clamp  
3.9kg



RFH-D018C  
焊接叉子  
4 Way U Heads  
2.40kg



RFH-D018D  
焊接叉子  
4 Way U Heads  
2.23kg



RFH-D018E  
焊接叉子  
4 way U Head  
2.30kg



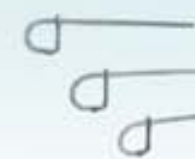
RFH-D013H  
模板夹  
Panel Clamp  
4.7kg



RFH-D013I  
模板夹  
Panel Clamp  
4.75kg



RFH-D013J  
模板夹  
Panel Clamp  
2.14kg



RFH-D019A  
锤式夹子  
Builder Clamp  
600x400/R135-175 800x800/R135-175  
1000x800/R135-175 1200x1000/R135-175



RFH-D019B  
锤式夹子  
Builder Clamp  
2.65kg 2.85kg 3.10kg  
680 830 975mm



RFH-D020A  
护栏  
Wedge Type Guard Rail  
11.2kg



RFH-D015  
楼梯步模板  
Steel Stair Panel  
165mm/5kg 180mm/5.3kg



RFH-D016  
固定台  
Table Head  
44x25x30cm/19kg



RFH-D016A  
固定台  
Table Head  
14kg



RFH-D020B  
护栏  
Wedge Type Guard Rail  
5.53kg



RFH-D020C  
护栏  
Beam Clamp  
8.5kg



RFH-D020D  
护栏  
Beam Clamp  
3.96kg



RFH-D021  
模板卡扣  
Panel Clip  
0.50kg




RFH-D022  
脚部支架  
Foot Bracket  
3.0kg



RFH-D022A  
脚部支撑  
Foot Support  
1.78kg



RFH-D027  
螺杆连接  
Coil Tie With Screw Bolt  
1.18kg  
300mm+300mm



RFH-D029  
模板型材  
Section bar  
120X20X1.8mm



RFH-D029A  
模板型材  
Section bar  
105X30X1.8mm



RFH-D022B  
拉紧钩  
Thighten Hook  
4.00kg




RFH-D023  
可调支顶固定架  
Shoring Prop Fixer  
1.40-1.80m  
0.85-1.06m



RFH-D024  
立柱支撑  
Prop Support  
8.60kgs



RFH-D028  
三角方管支架  
Triangle Square Pipe Bracket  
1.58kg



RFH-D029B  
模板型材  
Section bar  
120X60X2.5mm



RFH-D029C  
模板型材  
Section bar  
100X60X2.5mm



RFH-D026A  
护栏三角架  
Tripod Guardrail  
12.25kg



RFH-D025  
模板支撑  
Head Support Bearing  
2.40kgs



RFH-D025A  
模板支撑  
Formwork Brace  
1.74kg



RFH-D030  
塑料配件



RFH-D030A  
塑料配件  
Φ25.4X1.5mm



RFH-D030B  
塑料配件



RFH-D025B  
模板支撑  
Formwork Brace  
1.95kg



RFH-D026  
模板支架  
Platform Bracket  
805mm 18.50kgs



a



b



c



d



e



f

RFH-D030C  
塑料配件

# 其它 OTHERS



**RFH-G002**  
泊车器  
Parking Stopper  
8.3kg Dia 42x2.3mm



**RFH-G003**  
烟斗钩  
Scaffold Hook  
0.21/0.25kg



**RFH-G004**  
冲压钩  
Collier  
0.45kg



**RFH-G005**  
C型夹子  
Head Clip  
1.38kg



**RFH-G006A**  
管夹  
Pipe Clamp  
1.45kg



**RFH-G006B**  
冲压管夹  
Pressed Pipe Clamp  
3/4" 0.07kg 1" 0.09kg



**RFH-G007**  
矛头  
Gate Heads Forged  
0.75kg



**RFH-G008**  
锻压件  
Forging  
0.46 & 0.26 & 0.25kg



**RFH-G009**  
螺母手柄  
Nut Handle  
0.10kg  
1/2"-13牙/M14



**RFH-G010A**  
支架  
Bracket  
0.32kg



**RFH-G010B**  
挂钩  
Hook  
0.22kg



**RFH-G011A**  
冲压件  
Metal Pressing  
0.76kg



**RFH-G017A**  
围栏  
Protective Barrier  
2500x1100 Dia 38\*1.5mm 19kg  
2200x1108 Dia 38\*1.5mm 18.5kg



**RFH-G017B**  
围栏  
Protective Barrier  
2490x1090 Dia 38\*2mm 19.5kg  
2350x1100 Dia 33.7\*1.5mm 17kg



**RFH-G018A**  
螺杆扶手  
Screw Parapet  
5.42kg  
35x35x1.5mm  
30x30x2mm



**RFH-G018B**  
螺杆扶手  
Screw Parapet  
6.3kg  
30x30x1.5mm  
25x25x3mm



**RFH-G018C**  
螺杆扶手  
Screw Parapet  
6.35kg  
30x30x1.5mm  
25x25x3mm



**RFH-G018D**  
螺杆扶手  
Screw Parapet  
12.5kg  
Dia 42X2.5mm Dia 35mm



**RFH-G018E**  
螺杆扶手  
Screw Parapet  
6.1kg  
35x35x2mm  
30x30x2mm



**RFH-G018F**  
螺杆扶手  
Screw Parapet  
3.85kg  
40x40x2mm  
35x35x2.3mm



**RFH-G019A**  
护栏  
Guard Rail  
3.41kg  
Dia 40x2mm



**RFH-G019B**  
护栏  
Guard Rail  
1.42kg  
Dia 25x3.5mm



**RFH-G019C**  
护栏  
Guard Rail  
6.8kg  
Dia 38x4mm



**RFH-G019D**  
护栏  
Guard Rail  
3.78kg  
Dia 42x3mm



RFH-G021A  
防护支架  
Trestle 800-1200mm  
15.5kg



RFH-G021B  
防护支架  
Trestle 1000-1800mm  
21kg



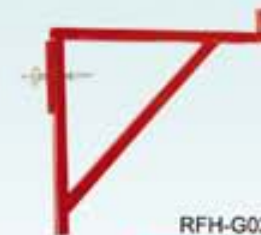
RFH-G021C  
防护支架  
Trestle 1100-1900mm  
20.6kg



RFH-G021D  
防护支架  
Trestle 1600x998mm  
11.50kg



RFH-G023  
护栏杆  
Guard Rail Post  
3.2kg  
Φ42x2.3mm



RFH-G024  
三角架  
Bracket  
13.20kg  
50x50x2mm



RFH-G024A  
三角架  
Bracket  
11.00kg



RFH-G022A  
梯子  
Ladder  
2030x376mm/7.75kg  
2800x376mm/11.6kg  
Dia 32x2mm



RFH-G022B  
梯子  
Ladder  
2220X300mm/10.50kg  
40x20x2mm 20x20x2mm



RFH-G022C  
梯子  
Ladder  
2220X300mm/10.00kg  
40x20x2mm 20x20x2mm



RFH-G022D  
梯子  
Ladder  
2220X300mm/6.79kg  
40x20x2mm 20x20x2mm



RFH-G022E  
梯子  
Ladder  
2220X300mm



RFH-G022F  
梯子  
Ladder  
500X5500mm  
500X3500mm



RFH-G024B  
三角架  
Bracket  
2.45kg



RFH-G026  
折弯器  
Bending Device  
3.41kg 50x20x2mm  
Φ28x2.5mm




RFH-G026A  
弯管器  
Bending Device  
Φ12 Φ15 Φ22  
1.22/2.20/3.95kg



RFH-G027  
墙托架  
Parapet Clamp  
23.5Kg



RFH-G028  
圆形架  
Stirrups Bracket  
26.5Kg



RFH-G029  
移动支架  
Mobile Bracket  
13.5Kg





