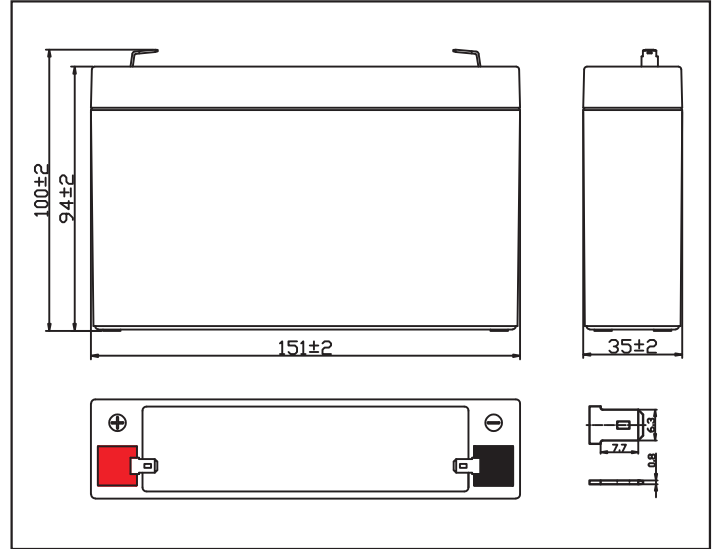


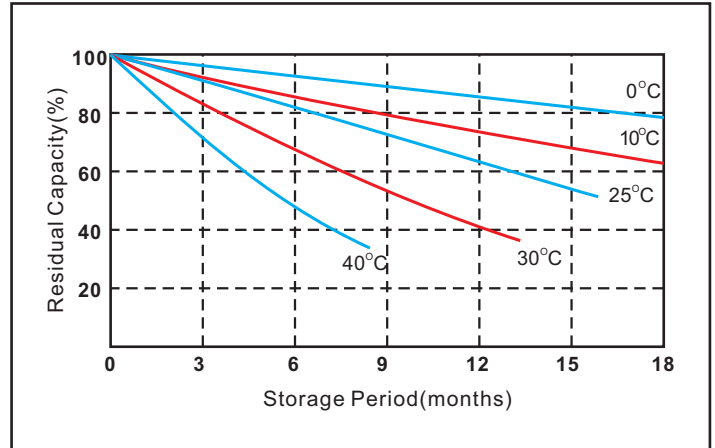
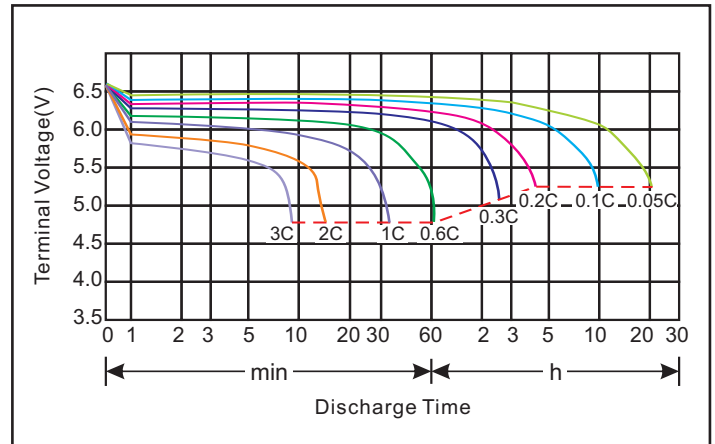
MODEL: OT7-6
NO.: 302010005-00230

Plane Chart:

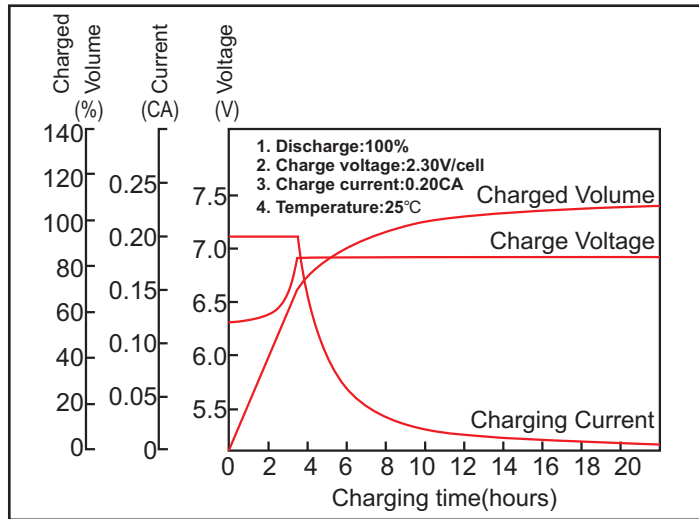
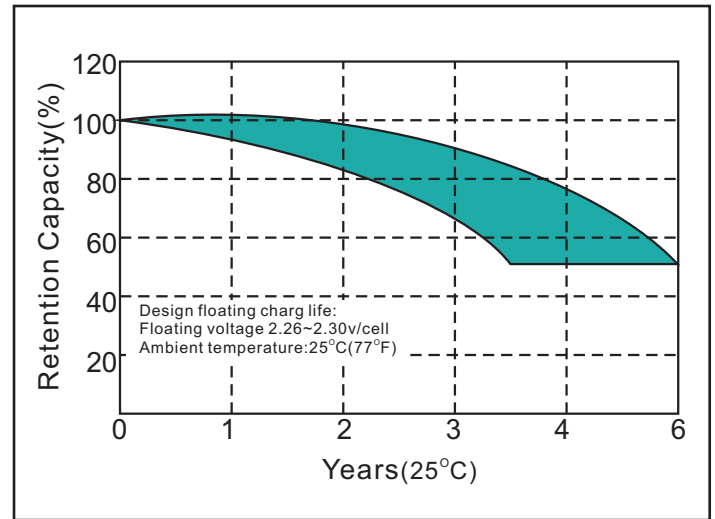
Unit:(mm) Terminal type:(F2)


Parameter Chart:

Volts		6V	
Capacity(25°C)	20 hours rate (0.35A)	7Ah	
Discharge Current Testing (25°C)	20 I ₂₀ rate (7A,27min)	37min	
	60 I ₂₀ rate (21A,7min)	9min	
Internal Resistance	Full Charged Battery 25°C	11mΩ	
Capacity Affected By Temperature	40°C	104%	
	25°C	100%	
	0°C	83%	
	-15°C	65%	
Residual Capacity (25°C)	Capacity After 3 Months Storage	91%	
	Capacity After 6 Months Storage	82%	
	Capacity After 12 Months Storage	65%	
Charge (Constant Voltage)	Cycle (25°C)	Initial Charging Current Less Than 2.1A Voltage 7.25~7.45V	
	Float (25°C)	Charge Voltage 6.8~6.9V	
Weight (Approx)		1.20Kg	

Residual Capacity

Discharge Current 25°C


★The above are average and data obtained from the first 3 charge/discharge cycles. These are not minimum values.

MODEL: OT7-6
NO.: 302010005-00230
Constant voltage charging characteristics

Float Life

Constant Current Discharge Characteristics (A, 25°C)

F.V/Time	5min	10min	15min	30min	60min	2h	3h	5h	8h	10h	20h
4.80V	34.4	19.6	15.3	8.8	5.25	2.94	2.18	1.44	0.95	0.78	0.42
5.10V	30.2	18.2	14.6	8.3	5.08	2.84	2.11	1.39	0.93	0.77	0.41
5.25V	28.7	17.3	14.2	8.1	4.96	2.84	2.06	1.36	0.91	0.76	0.41
5.40V	27.3	16.4	13.9	7.9	4.85	2.79	2.01	1.32	0.89	0.75	0.40

Constant Power Discharge Characteristics (Watt, 25°C)

F.V/Time	5min	10min	15min	30min	60min	2h	3h	5h	8h	10h	20h
4.80V	185.8	106.8	84.2	49.3	29.9	16.9	12.64	8.42	5.61	4.60	2.50
5.10V	166.1	101.0	81.8	46.9	29.0	16.3	12.24	8.13	5.49	4.54	2.44
5.25V	159.3	96.9	80.2	46.2	28.5	16.6	12.05	8.02	5.41	4.52	2.44
5.40V	152.9	92.7	79.2	45.4	27.9	16.3	11.76	7.79	5.30	4.46	2.38

Capacity Factors With Different Temperature

Battery Type		-20°C	-10°C	0°C	5°C	10°C	20°C	25°C	30°C	40°C	45°C
Battery	6V	50%	70%	83%	85%	90%	98%	100%	102%	104%	105%

★The above are average and data obtained from the first 3 charge/discharge cycles. These are not minimum values.