

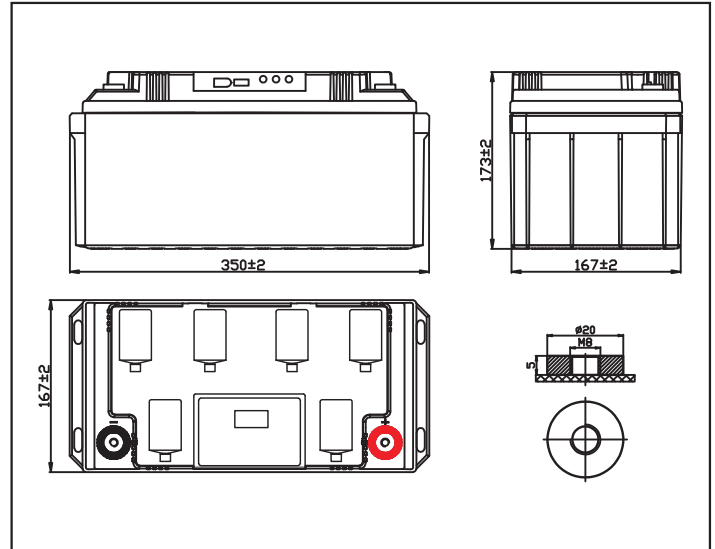
MODEL: OTD65(GEL)

NO.: 302040066-00015



Plane Chart:

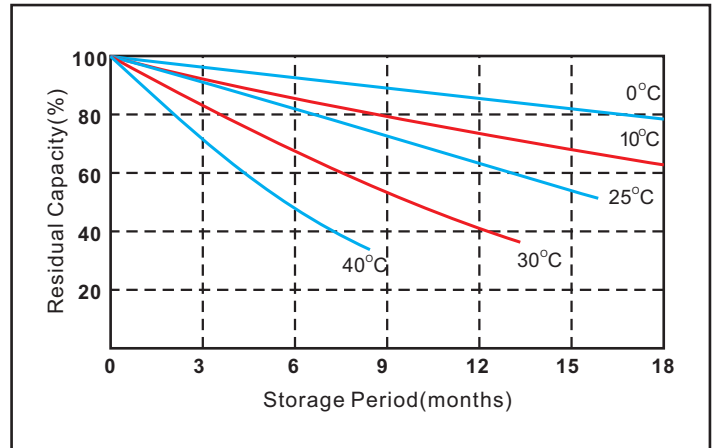
Unit:(mm) Terminal type:(T3)



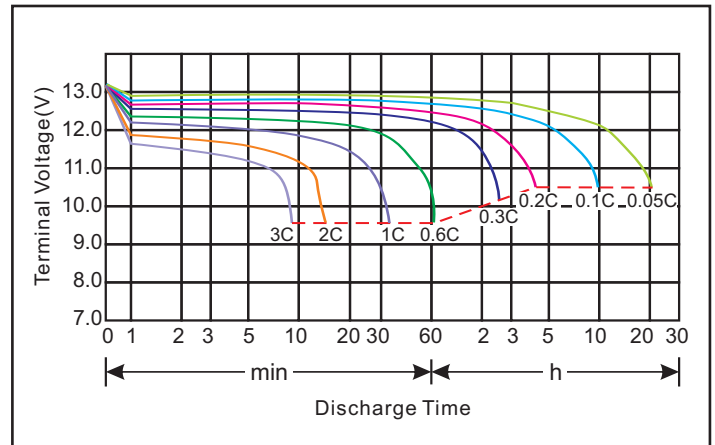
Parameter Chart:

| Volts | | 12V | |
|----------------------------------|----------------------------------|--|--|
| Capacity(25°C) | 10 hours rate (6.5A) | 65Ah | |
| Discharge Current Testing (25°C) | 1 hours rate (35.7A) | 41Ah | |
| | 3 hours rate (16.2A) | 50Ah | |
| Internal Resistance | Full Charged Battery 25°C | 6.5mΩ | |
| Capacity Affected By Temperature | 40°C | 104% | |
| | 25°C | 100% | |
| | 0°C | 83% | |
| | -15°C | 65% | |
| Residual Capacity (25°C) | Capacity After 3 Months Storage | 91% | |
| | Capacity After 6 Months Storage | 82% | |
| | Capacity After 12 Months Storage | 65% | |
| Charge (Constant Voltage) | Cycle (25°C) | Initial Charging Current Less Than 19.5A Voltage 14.5~14.9V | |
| | Float (25°C) | Charge Voltage 13.6~13.8V | |
| Weight (Approx) | | 20.9Kg | |

Residual Capacity



Discharge Current 25°C

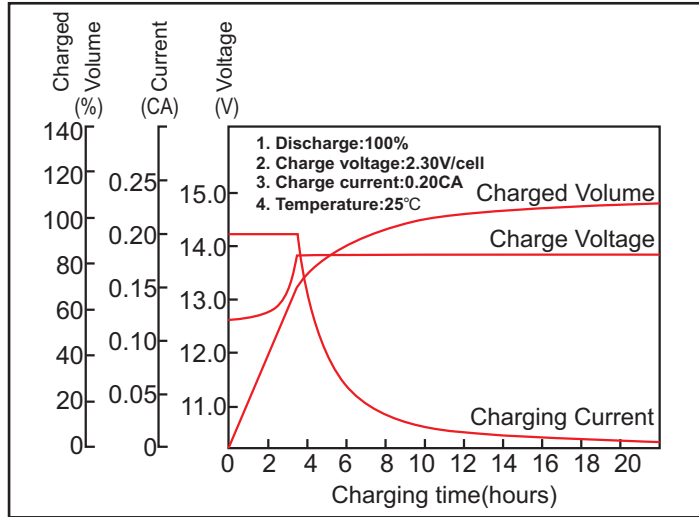


★The above are average and data obtained from the first 3 charge/discharge cycles. These are not minimum values.

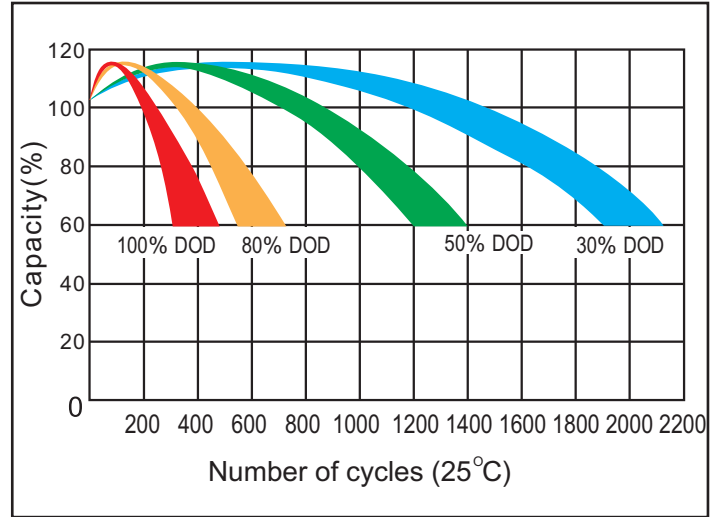
MODEL: OTD65(GEL)

NO.: 302040066-00015

Constant voltage charging characteristics



Cycle service life in relation to the depth of discharge



Constant Current Discharge Characteristics (A, 25°C)

| F.V/Time | 5min | 10min | 15min | 30min | 60min | 2h | 3h | 5h | 8h | 10h | 20h |
|----------|-------|-------|-------|-------|-------|------|------|------|-----|-----|-----|
| 9.60V | 207.6 | 143.3 | 110.2 | 67.1 | 41.1 | 23.7 | 16.7 | 11.7 | 7.9 | 6.7 | 3.5 |
| 10.2V | 189.7 | 136.3 | 106.2 | 64.4 | 39.5 | 23.4 | 16.5 | 11.5 | 7.9 | 6.6 | 3.5 |
| 10.5V | 173.6 | 128.9 | 103.2 | 63.1 | 38.6 | 23.2 | 16.3 | 11.4 | 7.8 | 6.5 | 3.4 |
| 10.8V | 157.6 | 120.7 | 100.2 | 61.2 | 37.5 | 22.9 | 16.2 | 11.3 | 7.7 | 6.5 | 3.4 |

Constant Power Discharge Characteristics (Watt, 25°C)

| F.V/Time | 5min | 10min | 15min | 30min | 60min | 2h | 3h | 5h | 8h | 10h | 20h |
|----------|--------|--------|--------|-------|-------|-------|-------|-------|------|------|------|
| 9.60V | 2179.8 | 1547.1 | 1210.4 | 753.5 | 467.9 | 274.5 | 196.4 | 138.3 | 94.1 | 79.6 | 41.9 |
| 10.2V | 2048.8 | 1469.9 | 1161.3 | 723.4 | 449.9 | 270.5 | 194.4 | 136.3 | 93.3 | 79.0 | 41.5 |
| 10.5V | 1909.6 | 1417.9 | 1132.3 | 707.4 | 438.9 | 268.5 | 192.4 | 135.3 | 92.8 | 78.1 | 41.1 |
| 10.8V | 1765.1 | 1351.8 | 1104.2 | 687.4 | 426.9 | 265.5 | 191.4 | 134.3 | 91.9 | 77.8 | 40.9 |

Capacity Factors With Different Temperature

| Battery Type | | -20°C | -10°C | 0°C | 5°C | 10°C | 20°C | 25°C | 30°C | 40°C | 45°C |
|--------------|-----|-------|-------|-----|-----|------|------|------|------|------|------|
| GEL Battery | 12V | 50% | 70% | 83% | 85% | 90% | 98% | 100% | 102% | 104% | 105% |

★The above are average and data obtained from the first 3 charge/discharge cycles. These are not minimum values.