

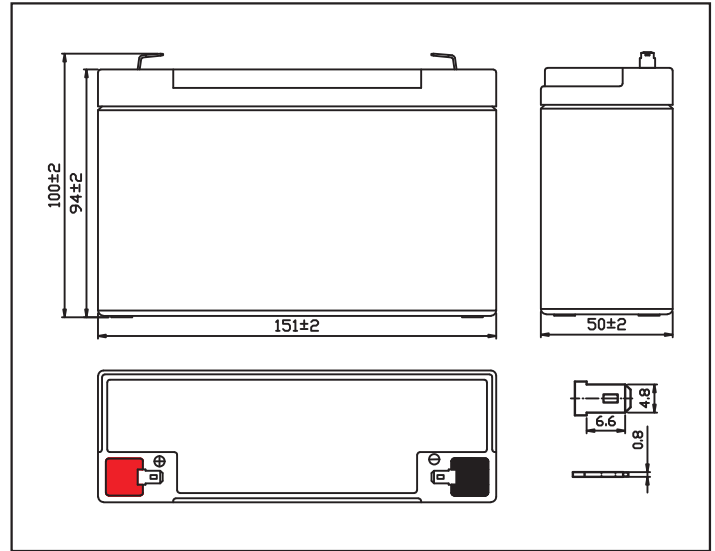
MODEL: OT10-6

NO.: 302010005-00025



Plane Chart:

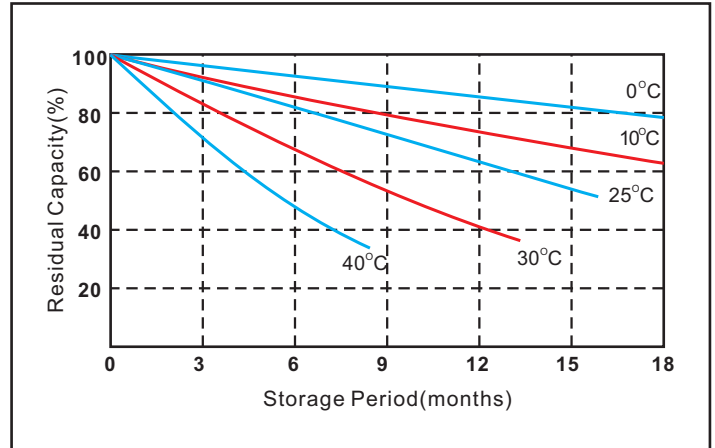
Unit:(mm) Terminal type:(F1)



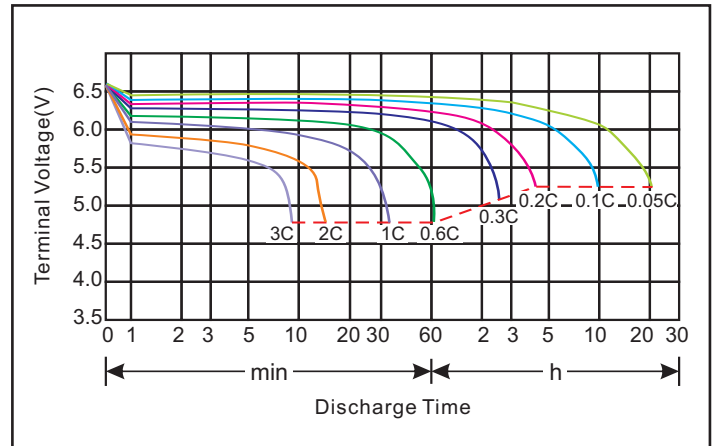
Parameter Chart:

Volts		6V	
Capacity(25°C)	20 hours rate (0.5A)	10Ah	
Discharge Current Testing (25°C)	20 I ₂₀ rate (10A,27min)	34min	
	60 I ₂₀ rate (30A,7min)	8min	
Internal Resistance	Full Charged Battery 25°C	12mΩ	
Capacity Affected By Temperature	40°C	104%	
	25°C	100%	
	0°C	83%	
	-15°C	65%	
Residual Capacity (25°C)	Capacity After 3 Months Storage	91%	
	Capacity After 6 Months Storage	82%	
	Capacity After 12 Months Storage	65%	
Charge (Constant Voltage)	Cycle (25°C)	Initial Charging Current Less Than 3A Voltage 7.25~7.45V	
	Float (25°C)	Charge Voltage 6.8~6.9V	
Weight (Approx)		1.63Kg	

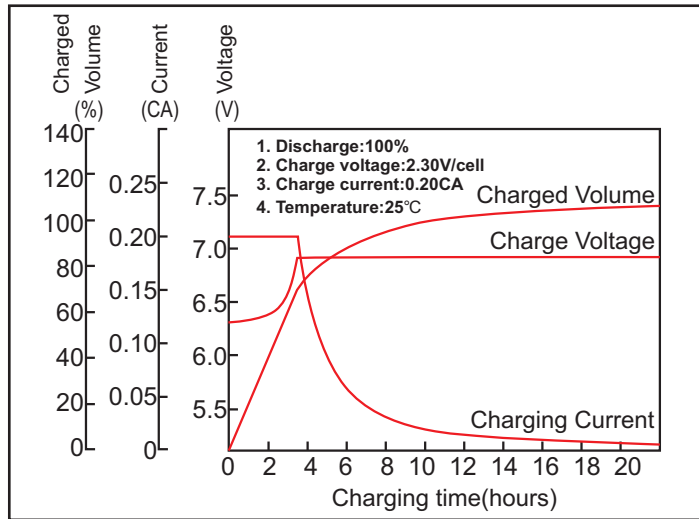
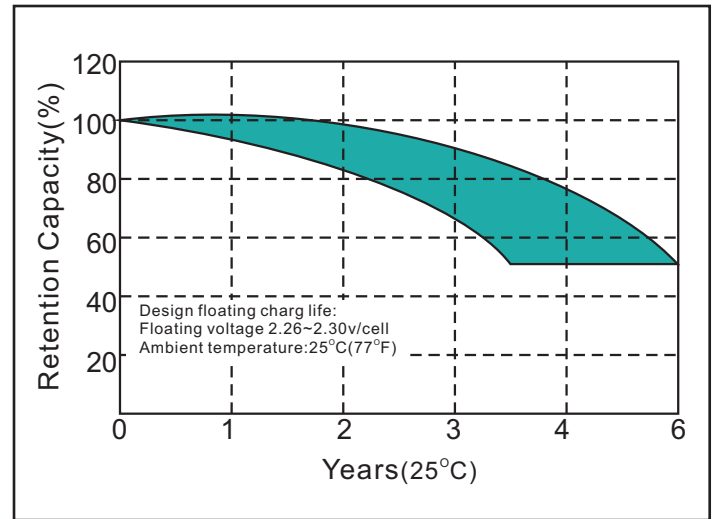
Residual Capacity



Discharge Current 25°C



★The above are average and data obtained from the first 3 charge/discharge cycles. These are not minimum values.

MODEL: OT10-6
NO.: 302010005-00025
Constant voltage charging characteristics

Float Life

Constant Current Discharge Characteristics (A, 25°C)

F.V/Time	5min	10min	15min	30min	60min	2h	3h	5h	8h	10h	20h
4.80V	42.2	28.6	21.5	12.8	7.15	4.12	3.35	2.03	1.35	1.07	0.57
5.10V	38.3	26.8	20.3	12.5	6.95	3.98	3.29	1.98	1.32	1.06	0.56
5.25V	35.4	25.3	19.6	12.2	6.78	3.92	3.24	1.95	1.30	1.05	0.55
5.40V	32.8	24.3	18.8	11.9	6.69	3.85	3.20	1.92	1.28	1.04	0.54

Constant Current Discharge Characteristics (Watt, 25°C)

F.V/Time	5min	10min	15min	30min	60min	2h	3h	5h	8h	10h	20h
4.80V	227.9	155.9	118.3	71.7	40.7	23.7	19.4	11.88	7.97	6.31	3.39
5.10V	210.7	148.7	113.7	70.6	39.6	22.9	19.1	11.58	7.79	6.25	3.33
5.25V	196.5	141.7	110.7	69.5	39.0	22.9	19.0	11.51	7.74	6.25	3.30
5.40V	183.7	137.3	107.2	68.4	38.5	22.5	18.7	11.33	7.62	6.19	3.21

Capacity Factors With Different Temperature

Battery Type		-20°C	-10°C	0°C	5°C	10°C	20°C	25°C	30°C	40°C	45°C
Battery	6V	50%	70%	83%	85%	90%	98%	100%	102%	104%	105%

★The above are average and data obtained from the first 3 charge/discharge cycles. These are not minimum values.