

# SPECIFICATION

(产品规格书)

## COB 131311 白光 LED

( 18W )

<b>Customer</b>	_____
<b>Part NO.</b>	131311
<b>Spec. NO.</b>	JX-SPEC-WH-0018
<b>Version NO.</b>	B0
<b>Description</b>	131311 White COB-LED
<b>Created Date</b>	2021.12.29

-----

<b>CUSTOMER APPROVED</b> (客户确认)		

-----

<b>R&amp;D DEPARTMENT</b> (开发部)		
<b>APPROVED</b> (核准)	<b>CHECKED</b> (审核)	<b>PREPARED</b> (制定)
		邹清清

-----

# 广州晶鑫光电科技有限公司

GUANGZHOU JINGXIN OPTOELECTRONICS TECH CO.,LTD

Part No.	131311	Spec. No.	JX-SPEC-WH-0018	Version	B0
----------	--------	-----------	-----------------	---------	----

## ■ Product Feature (产品特点)

Emitting Color (发光颜色)		Lens (透镜)	Product Description (产品描述)	Input & Output (输入输出)
LED Chip (LED 芯片)	LED (product) (LED 产品)			
Blue (蓝光)	Cool white 正白	Yellow and Amber, Silicone, Flat (黄色和琥珀色, 硅胶, 平面)	High Thermal Conductivity Copper Substrate PCB (高导热铜基板)	Color Controlled by Circuit (不同接口控制 不同光色)
	Warm white 暖白			

## ■ Absolute Maximum Rating(At TA=25°C) (极限参数)

Parameter (参数)	Symbol (符号)	Ratings (数值)	Units (单位)
Power Dissipation (功率)	P <sub>D</sub>	18	W
Continuous Forward Current (正向输入电流)	I <sub>F</sub>	10...250	mA
LED Junction Temperature (结点温度)	T <sub>J</sub>	125	°C
Operating Temperature Range (工作温度)	T <sub>OPR</sub>	-30°C To +85°C	
Storage Condition(储存)	TA & RH	包装未破 25±5°C & 30-65%一年	
Manual Soldering Temperature (手工焊接温度)	T <sub>SOL</sub>	350°C± 10°C For 3~5 Seconds	
ESD Sensitivity (抗静电能力)	ESD	2000V HBM	

**Notes:** \*1, Tolerance  $\Theta$ :10%, ( $\Theta$ 公差为 10%)

\*2, 1/10 Duty Cycle 0.1ms Pulse Width.(脉冲宽度 0.1ms, 占空比 1/10)

# 广州晶鑫光电科技有限公司

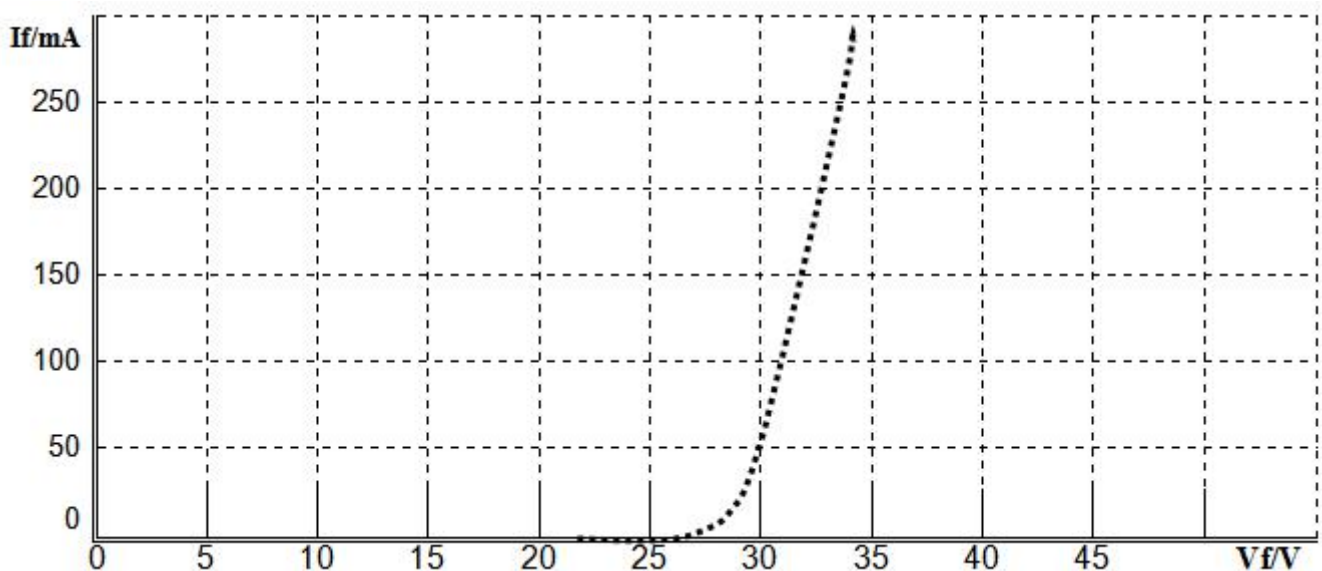
GUANGZHOU JINGXIN OPTOELECTRONICS TECH CO.,LTD

<b>Part No.</b>	131311	<b>Spec. No.</b>	JX-SPEC-WH-0018	<b>Version</b>	B0
-----------------	--------	------------------	-----------------	----------------	----

## ■ Electrical/Optical Characteristics (At Ta=25°C) (光电参数)

Parameter/unit (参数/单位)	Symbol (符号)		Measured Value (测量值)			Tolerance (公差)
			@I <sub>F</sub> =250A			
			Min. (最小值)	Typ. (典型值)	Max. (最大值)	
<b>Luminous Flux/lm</b> (光通量/流明)	Φ-C	Ra>90	---	630	810	10%
	Φ-W	Ra>90	---	470	615	
<b>Forward Voltage/V</b> (正向压降/伏)	V <sub>f</sub>		31	32	34	0.1V
<b>Color Temperature /K</b> (色温/开)	T <sub>c</sub> -C		5000	6000	7000	10%
	T <sub>c</sub> -W		2400	2700	3100	
<b>Thermal resistance/°C/W</b> (热阻/°C/W)	R (j-s) C		/	5.21	/	
	R (j-s) W		/	5.34	/	

## ■ Forward Current Curves (At Ta=25°C) (正向特性)

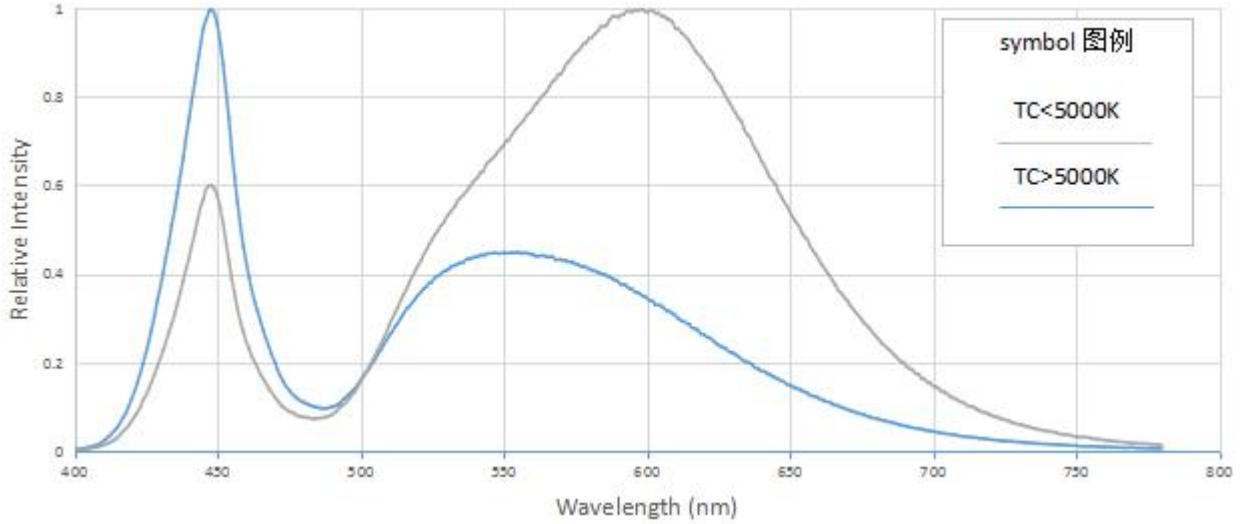


# 广州晶鑫光电科技有限公司

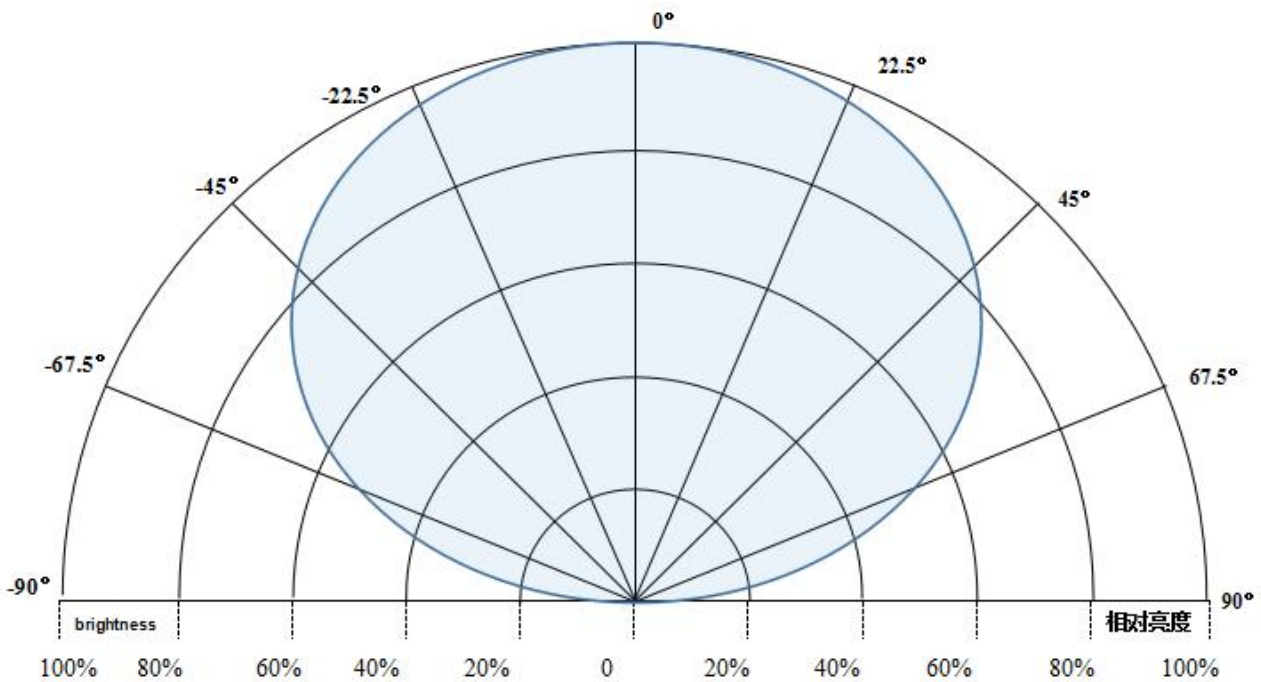
GUANGZHOU JINGXIN OPTOELECTRONICS TECH CO.,LTD

Part No.	131311	Spec. No.	JX-SPEC-WH-0018	Version	B0
----------	--------	-----------	-----------------	---------	----

## ■ Spectrum Distribution (At Ta=25°C) (光谱分布)



## ■ Radiation Pattern (辐射分布)



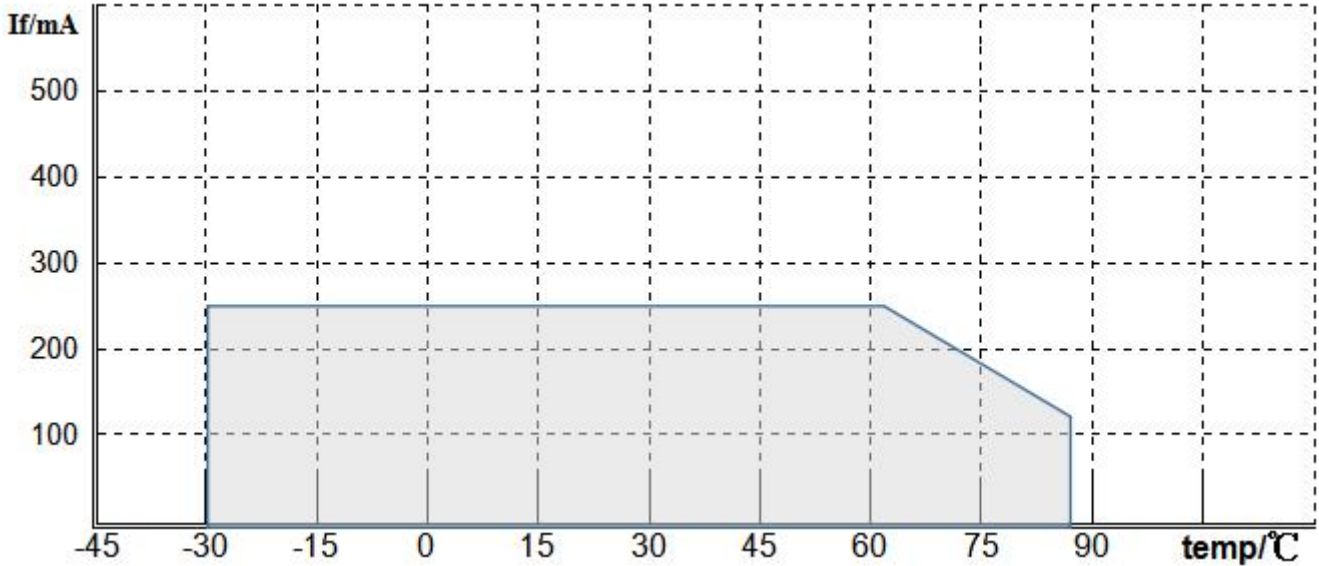
Notes: Tolerance  $\Theta$ :10%, ( $\Theta$ 公差为 10%)

# 广州晶鑫光电科技有限公司

GUANGZHOU JINGXIN OPTOELECTRONICS TECH CO.,LTD

Part No.	131311	Spec. No.	JX-SPEC-WH-0018	Version	B0
----------	--------	-----------	-----------------	---------	----

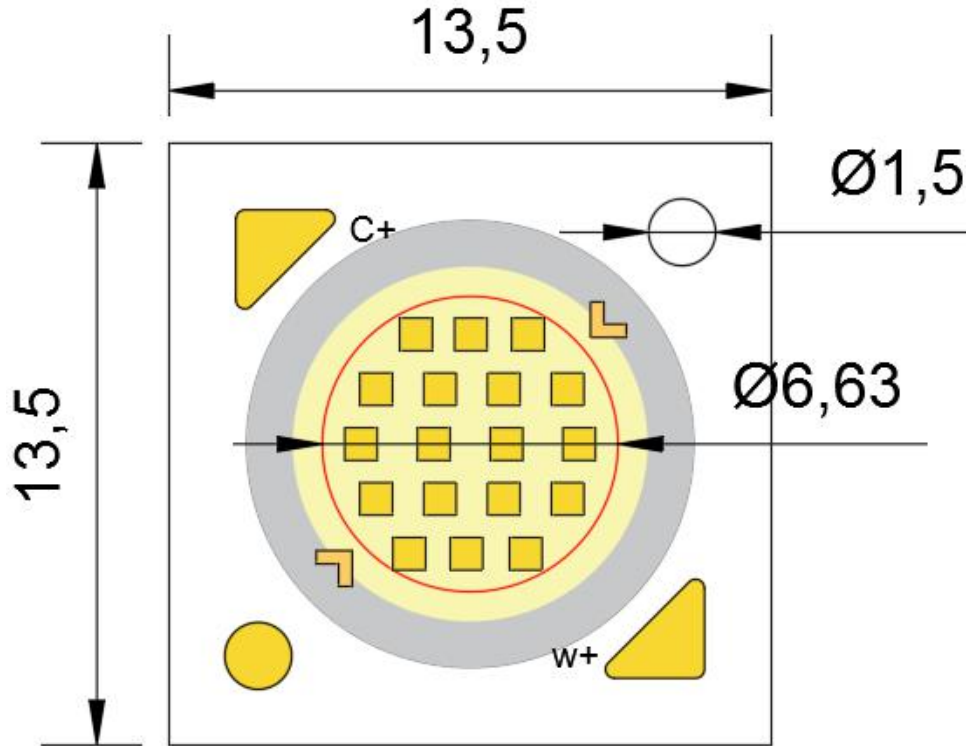
## ■ Maximum Current Curves (最大工作电流与工作环境温度曲线)



注：标绘线表示 LED 的最高工作条件。工作条件即 LED 驱动电源的电流和 LED 表面温度都必须低于这条线。在上图中的示例图中，只要表面温度不超过 65 °C，LED 就可以在光源允许的最大电流下工作。当表面温度超过 65 °C 时，LED 必须以较低的驱动电源电流水平，即图上标绘线下灰色区域中的驱动电源电流水平和表面温度工作。

Part No.	131311	Spec. No.	JX-SPEC-WH-0018	Version	B0
----------	--------	-----------	-----------------	---------	----

### ■ Package Dimensions & Product Picture (封装尺寸与产品图)



- Notes:**
1. All dimensions are in millimeters. (所有尺寸以毫米为单位)
  2. Tolerance is  $\pm 0.25$  unless otherwise noted (未标注公差为:  $\pm 0.25$ )

# 广州晶鑫光电科技有限公司

## GUANGZHOU JINGXIN OPTOELECTRONICS TECH CO.,LTD

<b>Part No.</b>	131311	<b>Spec. No.</b>	JX-SPEC-WH-0018	<b>Version</b>	B0
-----------------	--------	------------------	-----------------	----------------	----

### Use the matters needing attention(使用注意事项 )

#### 1、储存(storage)：

为避免受潮的影响，我司建议产品在未开包装前储存条件为 10-30°C，相对湿度小于 60%；已开包装的 LED 光源请在 24 小时 内使用安装完毕，如未用完之产品，请进行除湿并抽真空后密封保存。开封超过一周或湿度卡发生变化时，请务必进行除湿，除湿条件：60°C±5°C，12 小时；产品密封保存有效使用期为一年。

To avoid moisture, we recommend storage conditions for the unopened LED +10 ~ +30 °C, relative humidity <60%; LED should be used within 24Hrs of opening the package, Please make sure to dehumidify and vacuum packing on / unused LED.Be sure to dehumidify the card if it has been open for more than one week or the humidity card changes. Dehumidifying condition: +60 ° C ± 5 ° C, 12Hrs. Effective age for the sealed led is one year.

#### 2、组装注意事项(the assembly notes)：

焊接条件：此产品不推荐使用回流焊接的作业方式，手工焊接烙铁温度设定 350°C，焊接时间 不可超过 5 秒，第一焊点焊接后请确保基板表面温度恢复到环境温度，方可进行第二次的焊接。焊接时请注意不可有外力作用于胶体表面及外圈的围堰胶上（如压力，摩擦或锋利金属钉 等），以免造成金线变形或断线等异常；如果超出此使用条件，晶鑫将不能保证产品的稳定性，如需使用超出的操作条件，请务必进行风险评估。

Soldering conditions: Reflow soldering is not recommended for this LED. If hand soldering, set soldering iron temperature at 350° C and soldering time not More than 5 seconds, after the first soldering, make sure the substrate surface temperature returns to ambient temperature before a second soldering. Please make sure when soldering, there is no external force on the soldering surface and silicon batardeau (such as pressure, friction or sharp metal nails, etc.), to avoid gold wire deformation or damage and other abnormalities. If beyond recommended conditions, we cannot guarantee the LED stability, please evaluate the risk assess-ment first.

#### 3、防静电措施(anti-Static Measures)：

请采取足够的措施来防止静电产生，比如带静电环或防静电手指套等；每个制造工序关于产品（工厂、设备、机器、载波机和运输单位）应当连接地面，避免产品电气带电。

Please take adequate measures to prevent electrostatic generation, such as wearing electrostatic ring or anti-static fingerstall etc; any relative products like plant equipment, machinery, carrier and transportation units shall be connected to discharging unit/ ground. After assembly, please make sure to discharge Static Electricity with proper ESD equipment.

#### 4、温度控制(temperature Control)：

保证散热前提条件为：TS 点（负极焊盘）为 65 摄氏度以下，在此温度以下，散热符合产品寿命要求；为确保在组装时降低接触热阻，请注意在组装过程中，散热片采用良好品质的导热膏涂布均匀且分布面积合理，不可出现太少或高低不平等现象。

Recommended temperature conditions for enhanced product life: TS (Cathode Point) is <65°C . During assembly, please ensure that a good quality thermal paste is applied and distributed evenly over the surface. While using thermal pad (Heat Sink), make sure LED is firmly tightened and there is no gap between surfaces.

# 广州晶鑫光电科技有限公司

GUANGZHOU JINGXIN OPTOELECTRONICS TECH CO.,LTD

<b>Part No.</b>	131311	<b>Spec. No.</b>	JX-SPEC-WH-0018	<b>Version</b>	B0
-----------------	--------	------------------	-----------------	----------------	----

## 5、驱动控制(drive control)：

本产品需使用恒流源进行驱动，如需使用恒压源或其他使用条件，请进行使用效果风险评估。

Drive this product at constant current, .Before using a constant voltage source or altered specifications, other than recommended, please consider risk factors.

## 6、其他(other)：

本产品不可在以下条件下使用，如果产品在以下条件下使用，评估其使用效果和风险是有必要的：

- 6.1 直接或间接的打湿或受潮；
- 6.2 被海水损害或侵蚀；
- 6.3 被暴露于腐蚀性气体(如 Cl<sub>2</sub>,H<sub>2</sub>S、NH<sub>3</sub>、SO<sub>x</sub>、NO<sub>x</sub> 等) ；
- 6.4 被暴露于粉尘、液体或油；

Product is not suitable to use in following conditions;

- 6.1 Direct or indirect wet / damp conditions;
- 6.2 in contact with sea water and erosive materials;
- 6.3 Exposed to corrosive gases (e.g., Cl<sub>2</sub>, H<sub>2</sub>S, NH<sub>3</sub>, SO<sub>x</sub>, NO<sub>x</sub>, etc.);
- 6.4 Exposed to dust, liquids or oils;