






# Thermal Adjustable Type

SGM6s Moulded Case Circuit Breaker



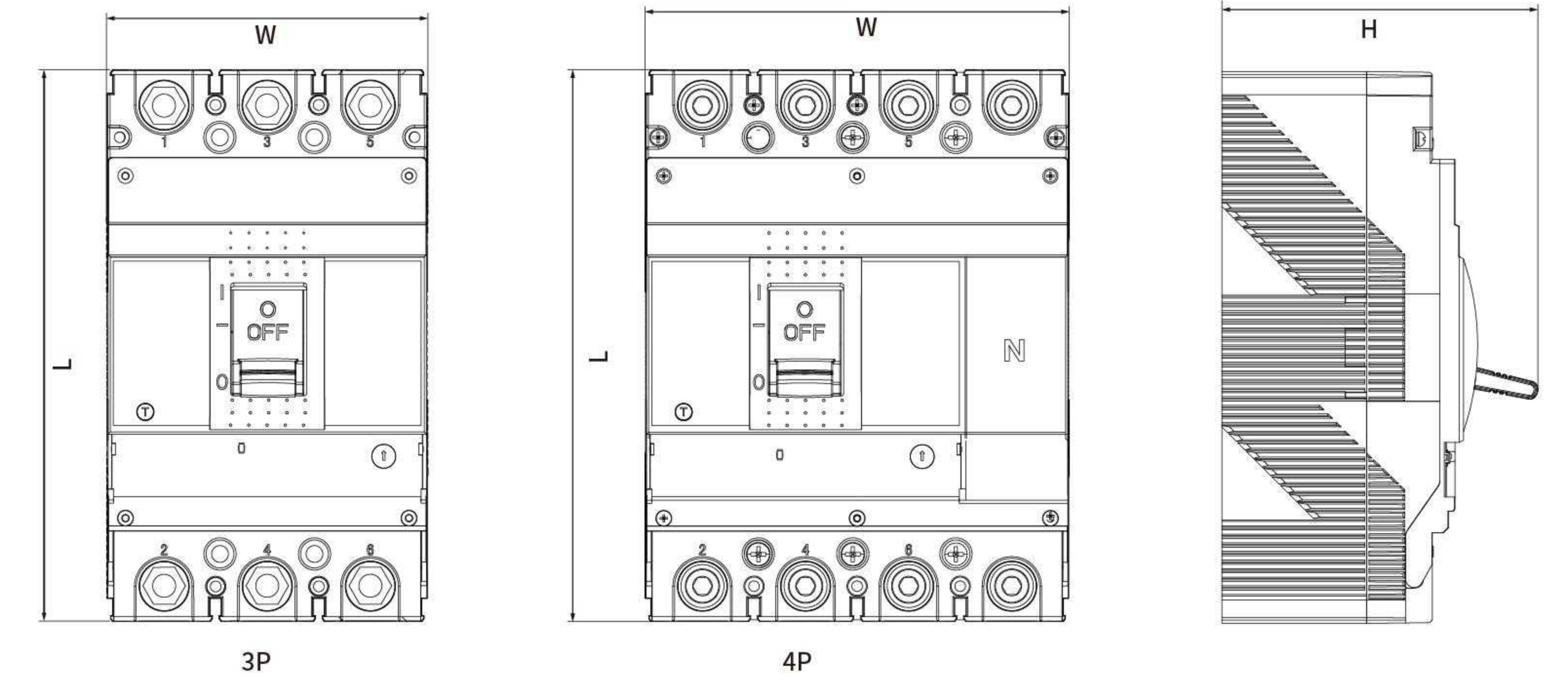
Ratings And Specifications		Thermal Adjustable Type						
Frame Size	 125	 160	 250					
Model	SGM6s-125	SGM6s-160	SGM6s-250					
Number of poles	3,4							
Rated current(A) In	16,20,25,30,32,40,50,60,63,70,75,80,90,100,125	30,32,40,50,60,63,70,75,80,90,100,125,140,150,160	100,125,140,150,160,175,180,200,225,250					
Magnetic tripping current (Ii)	10*In for 40 - 125 A 330 A for 16 - 32 A	10*In for 50 - 160 A 500 A for 30 - 40 A	10*In					
Thermo-adjustable setting Ir(xIn)	0.8/0.9/1.0 or 0.7/0.85/1.0							
Standard	IEC60947-2							
Reference temperature	40°C/55°C							
Rated operational voltage	380/400/415V AC							
Rated insulation voltage Ui (V)	800	1000						
Rated impulse withstand voltage Uimp (kV)	8							
Breaking capacity level	M	H	L	M	H	L	M	H
Rated ultimate short-circuit breaking capacity Icu(kA)	25	36	36	50	65	36	50	65
Rated service short-circuit breaking capacity Ics(kA)	18	25	25	36	50	25	36	50
Icu=Ics(kA)	18	25	25	36	50	25	36	50
Mechanical Endurance	for 16-100A	for 125A	for 30-100A	for 125-160A	for 100A	for 125-250A		
Electrical Endurance	8500 1500	7000 1000	8500 1500	7000 1000	8500 1500	7000 1000		
Installation	Auxiliary contact(OF) Alarm switch(SD) Shunt tirp(MX) Under-voltage release(MN) AC Motor Mechanism Extended Rotary Handle							

## Ratings And Specifications Thermal Adjustable Type

Frame Size						
	400		630		800	
Model	SGM6s-400		SGM6s-630		SGM6s-800	
Number of poles	3,4					
Rated current(A) In	250,280,300, 315,350,400		400,500,550, 630		630,700,770, 800	
Magnetic tripping current (li)	10*In					
Thermo-adjustable setting Ir(xIn)	0.8/0.9/1.0 or 0.7/0.85/1.0					
Standard	IEC60947-2					
Reference temperature	40°C/55°C					
Rated operational voltage	380/400/415V AC					
Rated insulation voltage Ui (V)	1000					
Rated impulse withstand voltage Uimp (kV)	8					
Breaking capacity level	M	H	M	H	M	H
Rated ultimate short-circuit breaking capacity Icu(kA)	85	100	85	100	85	100
Rated service short-circuit breaking capacity Ics(kA)	60	75	60	75	60	75
Icu=Ics(kA)	60	75	60	75	60	75
Mechanical Endurance	for 250-315A	for 350-400A	4000		2500	
Electrical Endurance	7000 1000	4000 1000	1000		500	
Installation	Auxiliary contact(O) Alarm switch(SD) Shunt trip(MX) Under-voltage release(MN) AC Motor Mechanism					

## Product Dimension Drawing Thermal Adjustable Type

**SGM6s**  
125,160,250,400,  
630,800



SGM6s Dimensions mm(L×W×H)							
Frame Size		125	160	250	400	630	800
3P	Length	133	155	165	257	257	280
	Width	75	95	107	140	150	210
	Height	82	93	99	148	148	155
4P	Length	133	155	165	257	257	280
	Width	100	122	142	184	198	280
	Height	82	93	99	148	148	155