

SGB-125H Series Miniature Circuit Breaker

Technical data

Standard	EN/ IEC60898-1, EN/ IEC60947-2	
Breaking capacity	6kA	10kA
Protection	Against overload and short circuit	
Rated current I_n	40, 50, 63, 80, 100, 125A	
Rated voltage	1 pole 240V AC 50/60Hz 2,3,4pole 415V AC 50/60Hz	
Characteristic		IEC60898-1 IEC60947-2
	Thermal operating limit:	(1.13-1.45)xI _n (1.05-1.30)xI _n
	Magnetic operating:	B: (3-5)xI _n (8-12)xI _n C: (5-10)xI _n D: (10-20)xI _n
Number of poles	1P,2P,3P,4P	
Type of trip	Thermal / magnetic release	
Type of terminal	Pin type	
Terminal capacity	Flexible cables: 1.5 to 35mm ² Rigid cables: 1 to 50mm ²	
Installation	Mounting on 35mm DIN rail	
Width	27mm per pole	



Intertek



SGB-125H-1P



SGB-125H-2P



SGB-125H-3P



SGB-125H-4P

SGB-125H MCB



1P



2P



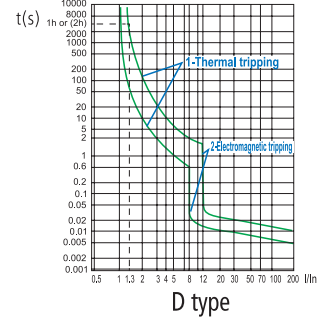
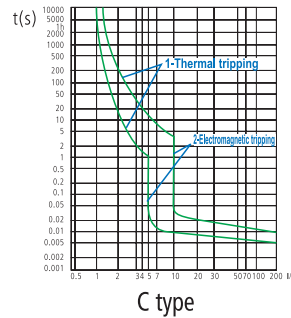
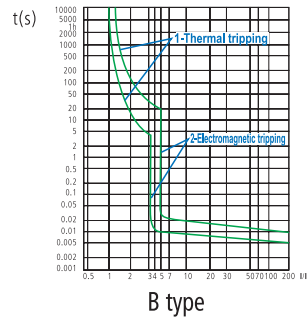
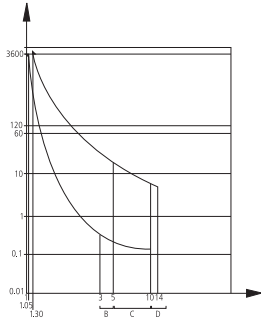
3P



4P

Rated current(A)	IEC60898-1			IEC60947-2	Packing unit
	B curve	C curve	D curve		
40	SGB-125H/1-B40	SGB-125H/1-C40	SGB-125H/1-D40	SGB-125H/1-40	12
50	SGB-125H/1-B50	SGB-125H/1-C50	SGB-125H/1-D50	SGB-125H/1-50	12
63	SGB-125H/1-B63	SGB-125H/1-C63	SGB-125H/1-D63	SGB-125H/1-63	12
80	SGB-125H/1-B80	SGB-125H/1-C80	SGB-125H/1-D80	SGB-125H/1-80	12
100	SGB-125H/1-B100	SGB-125H/1-C100	SGB-125H/1-D100	SGB-125H/1-100	12
125	SGB-125H/1-B125	SGB-125H/1-C125	SGB-125H/1-D125	SGB-125H/1-125	12
40	SGB-125H/2-B40	SGB-125H/2-C40	SGB-125H/2-D40	SGB-125H/2-40	6
50	SGB-125H/2-B50	SGB-125H/2-C50	SGB-125H/2-D50	SGB-125H/2-50	6
63	SGB-125H/2-B63	SGB-125H/2-C63	SGB-125H/2-D63	SGB-125H/2-63	6
80	SGB-125H/2-B80	SGB-125H/2-C80	SGB-125H/2-D80	SGB-125H/2-80	6
100	SGB-125H/2-B100	SGB-125H/2-C100	SGB-125H/2-D100	SGB-125H/2-100	6
125	SGB-125H/2-B125	SGB-125H/2-C125	SGB-125H/2-D125	SGB-125H/2-125	6
40	SGB-125H/3-B40	SGB-125H/3-C40	SGB-125H/3-D40	SGB-125H/3-40	4
50	SGB-125H/3-B50	SGB-125H/3-C50	SGB-125H/3-D50	SGB-125H/3-50	4
63	SGB-125H/3-B63	SGB-125H/3-C63	SGB-125H/3-D63	SGB-125H/3-63	4
80	SGB-125H/3-B80	SGB-125H/3-C80	SGB-125H/3-D80	SGB-125H/3-80	4
100	SGB-125H/3-B100	SGB-125H/3-C100	SGB-125H/3-D100	SGB-125H/3-100	4
125	SGB-125H/3-B125	SGB-125H/3-C125	SGB-125H/3-D125	SGB-125H/3-125	4
40	SGB-125H/4-B40	SGB-125H/4-C40	SGB-125H/4-D40	SGB-125H/4-40	3
50	SGB-125H/4-B50	SGB-125H/4-C50	SGB-125H/4-D50	SGB-125H/4-50	3
63	SGB-125H/4-B63	SGB-125H/4-C63	SGB-125H/4-D63	SGB-125H/4-63	3
80	SGB-125H/4-B80	SGB-125H/4-C80	SGB-125H/4-D80	SGB-125H/4-80	3
100	SGB-125H/4-B100	SGB-125H/4-C100	SGB-125H/4-D100	SGB-125H/4-100	3
125	SGB-125H/4-B125	SGB-125H/4-C125	SGB-125H/4-D125	SGB-125H/4-125	3

1. Curves



2. Breaking capacity

Type	Voltage	Breaking capacity I _{cn} (A)	Standard
1P	230/240	10000	IEC60947-2
2P,3P,4P	230/240	10000	
	400/415	10000	

3. Wiring

The suitable conductors should be used for connection, see table below for relative parameters.

Rated current I _n (A)	Nominal cross section area s (mm ²)	Tightening torque (N.m)
63	16	3.5
80	25	3.5
100	35	3.5
125	50	3.5

4. Features

- 1.High rated short-circuit breaking capacity up to 10000A on IEC60947-2 / IEC60898-1 standard.
- 2.Service life of product has been greatly enhanced through special designed tripping mechanism.
- 3.Long-time and reliable operation.
- 4.Enclosure and functional parts made from imported plastics with flame-retardant, heat-resistant, and impulse-proof properties.
- 5.Compact and modularized design.
- 6.Convenient mounting.
- 7.A wide range of RCD and RCBO.
- 8.Full sets of additional components and full sets of accessories.

5. Overall and mounting dimensions

