使用说明书

SOW系列单级双吸水平中开蜗壳式离心泵

Single-stage Double-sucked Horizontal Split Helicoid Centrifugal Pump



Shang Chuan

中国泵行业协会理事单位

CHINA PUMP INDUSTRY ASSOCIATION DIRECTOR UNIT

上海山川泵业制造有限公司

SHANGHAI SHANCHUAN PUMP MANUFACTURING CO.,LTD

⚠ 使用该产品前，请仔细阅读说明书！

目录

产品概述	1
运行数据	1
型号意义	1
水力	1
密封	1
工作条件	1
轴承	1
结构	1
主要零件材质	1
SOW型卧式泵结构图	2
型谱图	3
SOW型泵性能表	4
小知识	10
性能曲线图	11
SOW连接法兰尺寸	20
安装形式	21
主要外形尺寸及安装尺寸	22

产品概述

SOW系列单级双吸泵系水平中开蜗壳式离心泵，主要供输送温度不高于105℃的清水或理化性质类似于水的液体。适用于自来水厂、泵站、电站、空调循环用水、采暖用热水循环、工业供水系统、消防系统、船舶、炼油工业（一般性液体）等输送液体的场合。

运行数据

出口直径： DN=80～500mm
流量：50～4200m³/h(额定点)
扬程：H=7.6～160m(额定点)
许用工作压力：2.5 Mpa;
许用试验压力：3.75 Mpa
介质：清水或物理化学性质类似于清水的其它液体(固体颗粒≤80mg/L)。
温度：≤105℃

型号意义

SOW 150 - 365 (I) A(B、C)

- A(B、C)：叶轮经第一(二、三)次切割
- (I)：扩大流量型
- 365：叶轮名义直径
- 150：泵出口直径
- SOW：蜗壳式中开双吸泵

水力

经优化设计的水力模型，不仅使泵具有优异的水力性能，并且没有轴向力（理论上）这一困绕水泵特别是大型水泵运行的难题。泵体、泵盖、叶轮经精密铸造，过流表面光滑，提高了泵的抗汽蚀性能和效率。

密封

根据输送介质或用户要求采用填料密封或机械密封，不受转向限制。对于填料密封，有足够的空间用于更换填料；

工作条件

1、许用工作压力为2.5MPa；即泵入口压力+泵扬程≤2.5MPa。根据泵壳承受的最大压力，泵体和泵盖材质采用灰口铸铁(1.6MPa)、球墨铸铁(2.0MPa)、铸钢(2.5MPa)。在订货时敬请注明泵的承压情况或材质。

2、介质：温度≤105℃的清水或物理化学性质类似于清水的其它液体(固体颗粒≤80mg/L)。

轴承

1、采用油脂润滑的封闭式滚动轴承，维护简单，运行时间长。

2、配备恒定油位的油杯，也可用稀油润滑。

3、选用进口(SKF、NSK、NTN)高质量轴承，运行平稳，噪音低，使用寿命长。

结构

结构紧凑、稳定性好。该型泵为泵壳中开结构，进出口均在泵体上，检修时只需吊出泵盖，转子部件便可移出进行检修作业，而不需拆卸管路，十分方便。

根据需要电动机（驱动机）可以在左端也可在右端，方便现场安装。结构上缩短转子部件轴向尺寸，轴的钢性更好，运行更稳定可靠。设有泵体密封环，而叶轮密封环为可选用件。密封环磨损后可以更换，减少了运行维护费用。

主要零件材质

零件名称	可供选择的材料(可另选)
轴	45、2Cr13(不锈钢)
泵体、泵盖	HT250、QT400-15(球墨铸铁)、ZG230-450
叶轮	HT200、ZCuSn11(青铜)ZG1Cr18Ni9(不锈钢)
密封环	HT250、QT400-15(球墨铸铁)、ZCuSn11(青铜)、ZGICr18Ni9(不锈钢)

SOW型卧式泵结构图

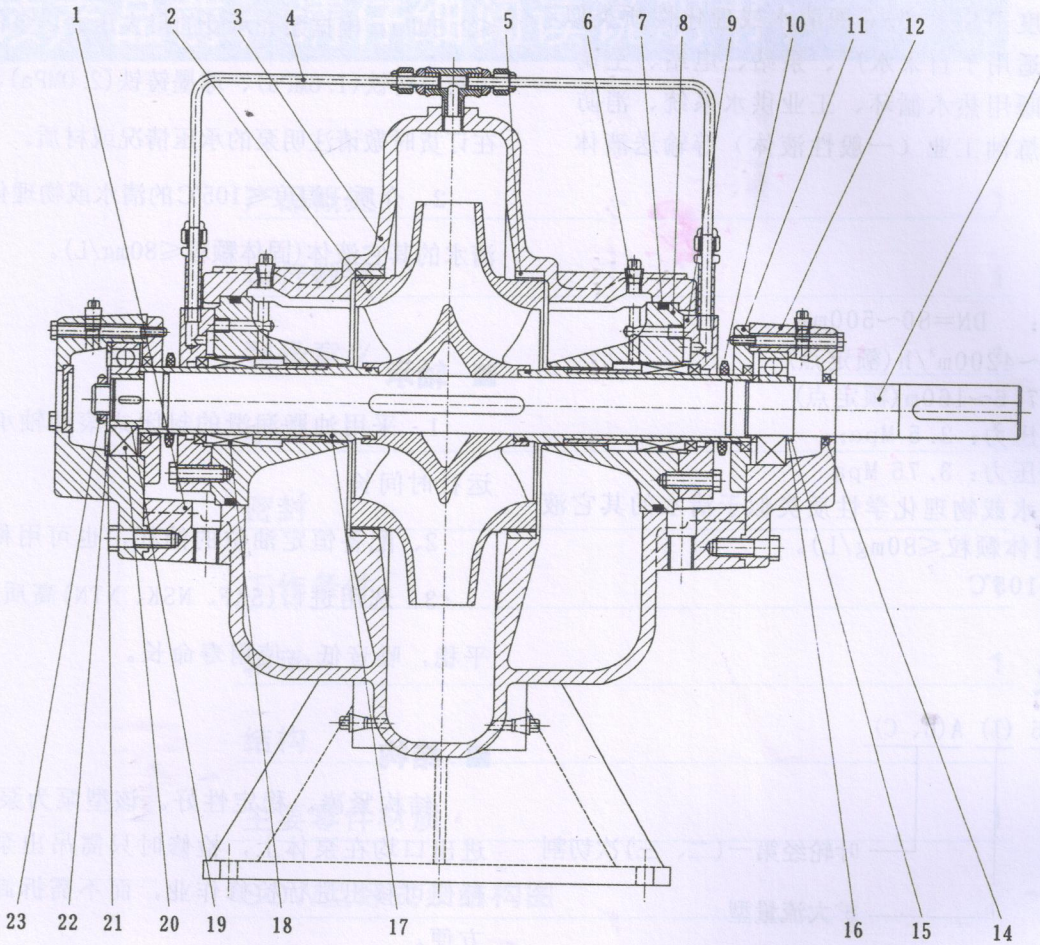

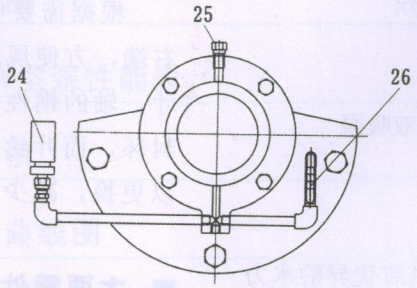

轴承的稀油润滑示意图

1	泵体	2	叶轮	3	泵盖	4	水冲洗管部件
5	密封环	6	管堵	7	0形密封圈	8	密封体
9	密封压盖或填料压盖	10	挡水圈	11	轴承压盖	12	轴承体
13	轴	14	骨架油封	15	弹性挡圈	16	轴承挡圈
17	轴套	18	机械密封或填料密封	19	轴承套	20	轴承
21	轴承垫圈	22	碟形弹簧	23	锁紧螺母	24	恒位液位计
25	安全塞	26	油标器				

型谱图

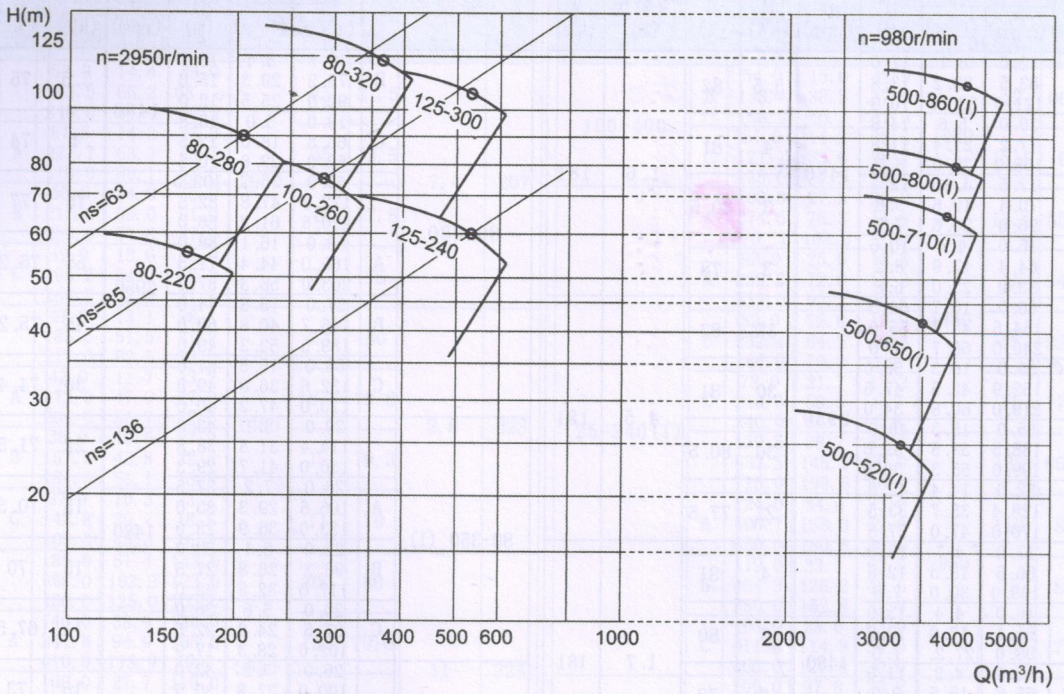
H(m)
n=2950r/min
n=980r/min
80-320
125-300
80-280
100-260
125-240
80-220
ns=63
ns=85
ns=136
500-860(I)
500-800(I)
500-710(I)
500-650(I)
500-520(I)
Q(m³/h)

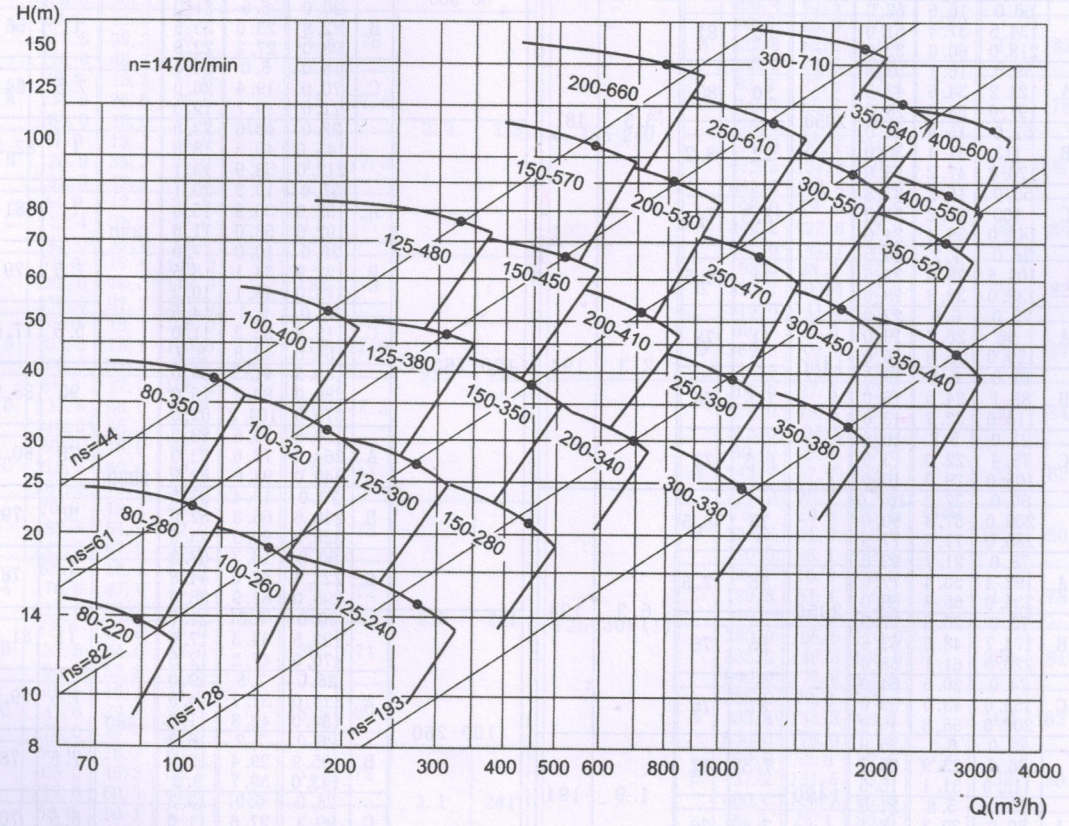
H(m)
n=1470r/min
300-710
200-660
250-610
350-640
400-600
150-570
200-530
300-550
400-550
125-480
150-450
250-470
350-520
100-400
125-380
200-410
300-450
350-440
80-350
150-350
250-390
350-380
100-320
200-340
300-330
125-300
80-280
150-280
100-260
125-240
80-220
ns=44
ns=61
ns=82
ns=128
ns=193
Q(m³/h)

SOW型泵性能表

泵型号		流量Q (m³/h)	流量Q (L/s)	扬程H (m)	转速n (rpm)	功率P (kW)	效率η (%)	必需汽蚀余量 (m)	泵重W (kg)
80-220(I)		22.0 83.5 121.0	6.1 23.2 33.6	17.0 13.8 10.0	1480	5.5	82	1.6	181
	A	20.0 77.2 108.0	5.6 21.4 30.0	14.8 11.8 8.7		4	81		
	B	17.5 70.4 96.0	4.86 19.6 26.6	12.4 9.8 7.7		3	80.5		
	C	16.0 64.4 83.0	4.4 17.9 23.0	10.6 8.2 6.8		3	78		
		60.0 164.5 240.0	16.7 45.7 66.7	64.5 55.0 40.0	2950	37	82	4.5	181
	A	59.0 152.9 219.0	16.3 42.5 60.8	58.0 47.5 34.0		30	81		
	B	55.0 138.5 199.0	15.3 38.5 55.3	49.0 39.0 30.0		30	80.5		
	C	52.0 128.4 170.0	14.4 35.7 47.0	42.0 33.5 27.5		22	77.5		
80-220		17.0 66.5 108.0	4.7 18.5 30.0	16.0 12.8 7.8	1480	4	81	1.7	181
	A	16.0 61.1 98.0	4.4 17.0 27.2.	13.9 10.8 7.0		3	80		
	B	15.0 55.8 85.0	4.2 15.5 23.6	11.8 9.0 6.2		3	78		
	C	14.5 51.3 72.0	4.0 14.3 20.0	10.0 7.6 6.1		2.2	74		
		60.0 134.5 218.0	16.6 37.4 60.6	62.0 51.0 32.0	2950	30	81	3.5	181
	A	58.0 124.2 197.0	16.1 34.5 54.7	53.5 43.5 28.0		30	80		
	B	57.0 113 170.0	15.8 31.4 47.2	45.0 36.0 25.0		22	78.2		
	C	55.0 105 142.0	15.2 29.2 39.4	37.8 31.0 24.0		18.5	74		
80-280 (I)		26.0 104.5 138.0	7.2 29.0 38.3	24.5 22.5 18.0	1480	11	78.5	2.3	194
	A	25.0 96 129.0	6.9 26.7 35.8	22.0 19.0 16.0		11	78		
	B	22.0 88.1 116.0	6.1 24.5 32.2	19.5 16.0 13.0		7.5	76		
	C	21.0 79.4 105.0	5.8 22.0 29.0	16.8 13.0 10.5		5.5	75		
		80.0 208.0 280.0	22.0 57.8 77.8	107.0 90.0 77.5	2950	75	78.5	6.3	194
	A	78.0 192.4 235.0	21.7 53.4 65.3	92.5 77.0 68.0		75	77.5		
	B	75.0 174.7 220.0	20.8 48.5 61.1	77.5 63.5 55.0		55	76		
	C	74.0 155.0 200.0	20.5 43.0 55.6	64.0 50.0 45.0		37	75		
80-280		22.0 86.0 112.0	6.1 23.9 31.1	25.9 20.7 16.5	1480	7.5	77	1.9	194
	A	21.0 80.0 102.0	5.8 22.3 28.3	21.8 18.1 14.3		7.5	76		

泵型号		流量Q (m³/h)	流量Q (L/s)	扬程H (m)	转速n (rpm)	功率P (kW)	效率η (%)	必需汽蚀余量 (m)	泵重W (kg)
80-280	B	19.5 73.2 92.0	5.4 20.3 25.5	18.7 15.0 12.0	1480	5.5	75	1.9	194
	C	18.0 66.8 82.0	5.0 18.6 22.8	15.8 12.5 10.5		4	74		
		60.0 172.0 220.5	16.7 47.8 61.2	102.0 82.5 66.0	2950	75	77	6.8	194
	A	58.0 160.0 203.0	16.1 44.4 56.3	88.0 71.5 57.0		55	76.2		
	B	57.0 146.7 188.5	15.8 40.8 52.3	74.0 60.0 49.0		45	75,2		
	C	56.0 132.6 170.0	15.5 36.8 47.2	61.0 49.0 40.0		30	74.4		
80-350 (I)		29.0 114.4 150.0	8.1 31.8 41.7	43.5 38.8 29.3	1480	22	71.5	2.3	204
	A	26.0 105.5 133.0	7.2 29.3 36.9	37.5 33.0 25.0		15	70.5		
	B	22.0 96.3 117.0	6.1 26.8 32.5	32.0 27.5 22.0		15	70		
	C	20.0 87.5 102.0	5.6 24.2 28.3	26.0 22.5 17.9		11	67.5		
80-350		26.0 100.0 132.0	7.2 27.8 36.7	43.0 35.5 27.9	1480	15	73	2.5	204
	A	22.0 93.1 120.0	6.1 25.9 33.3	37.0 30.8 23.0		15	70		
	B	20.0 82.8 98.0	5.6 23.0 27.2	31.0 25.5 22.8		11	66		
	C	18.0 70.0 71.0	5.0 19.4 19.7	24.0 20.0 19.0		7.5	64		
100-260(1)		38.0 145.0 212.0	10.6 40.3 58.9	23.5 18.8 13.1	1480	11	82.5	2.4	207
	A	37.0 132.9 192.0	10.3 36.9 53.0	20.1 15.8 11.5		11	81		
	B	36.0 122.9 173.0	10.0 34.1 48.1	17.0 13.5 10.2		7.5	79		
	C	34.0 115.9 154.0	9.4 32.2 42.8	14.5 11.0 8.9		5.5	77.5		
		148.5 289.0 375.0	41.3 80.3 104.2	90.0 75.0 62.0	2950	90	85.5	7.1	207
	A	120.8 264.9 340.0	33.6 73.6 94.0	88.5 63.0 52.9		75	80.5		
	B	70.0 240.6 325.0	19.4 66.8 90.3	67.5 52.0 43.5		55	79		
	C	60.0 223.4 295.0	16.7 62.0 81.9	57.2 44.8 36.0		45	78		
100-260		30.0 123.5 170.0	8.3 34.3 47.2	21.7 17.0 12.5	1480	11	81.5	1.9	207
	A	28.0 114.0 154.0	7.8 31.7 42.8	19.0 14.5 11.3		7.5	79.5		
	B	26.0 105.9 143.0	7.2 29.4 39.7	16.3 12.5 9.2		7.5	78		
	C	25.0 99.3 131.0	6.9 27.6 36.4	13.3 11.0 7.9		5.5	76		

SOW型泵性能表

泵型号		流量Q (m³/h)	流量Q (L/s)	扬程H (m)	转速n (rpm)	功率P (kW)	效率η (%)	必需汽蚀余量 (m)	泵重W (kg)
100-260		52.0 245.5 340.0	14.4 68.2 94.4	88.0 68.0 50.5	2950	75	81.5	7.4	207
	A	51.5 227.7 310.0	14.3 63.3 86.1	76.0 58.5 53.5		55	79.5		
	B	50.5 212.6 280.0	14.0 59.0 77.8	65.0 51.0 37.0		45	77.5		
	C	49.0 195.2 260.0	13.6 54.2 72.2	55.0 43.0 31.5		37	76		
100-320(I)		47.0 185.5 225.0	13.1 51.5 62.5	38.1 31.2 26.0	1480	22	80	2.6	223
	A	42.0 172.0 204.0	11.7 47.9 56.7	33.2 27.0 22.5		18.5	79.6		
	B	38.0 157.5 184.0	10.6 43.8 51.1	27.9 22.5 18.5		15	79.3		
	C	37.0 142.8 165.0	10.3 39.7 45.8	23.2 18.5 16.0		11	79		
		185.0 368.0 450.0	51.4 102.2 125.0	148.0 123.0 102.0	2950	200	80	11	223
	A	140.0 341.6 410.0	38.9 94.9 113.9	130.0 106.0 89.5		132	79.6		
	B	100.0 314.8 370.0	27.7 87.4 102.8	110.0 90.0 77.3		110	79.3		
	C	119.0 245.4 325.0	33.1 68.2 90.3	93.5 74.0 64.0		90	79		
100-320		50.0 141.5 174.0	13.9 39.3 48.3	36.0 29.5 25.5	1480	18.5	78	2.2	223
	A	48.0 131.6 164.0	13.3 36.6 45.6	31.0 25.5 21.6		15	77.6		
	B	47.0 120.0 152.0	13.1 33.3 42.2	26.0 21.2 17.9		11	77.3		
	C	44.0 112.4 143.0	12.2 31.2 39.7	21.5 17.0 14.1		11	77		
		70.0 283.0 350.0	19.4 78.6 97.2	146.0 119.0 101.0	2950	132	78	9.5	223
	A	65.0 263.3 360.0	18.1 73.1 100.0	125.0 103.0 87.0		110	77.6		
	B	61.3 237.8 310.0	17.0 66.0 86.1	106.0 84.0 72.0		90	77.3		
	C	60.9 215.5 287.0	16.9 60.0 79.7	88.0 69.0 58.0		75	77		
100-400(I)		70.0 185.5 241.5	19.4 51.5 67.0	63.0 52.0 39.0	1480	45	73	2.5	241
	A	65.0 170.6 213.0	18.1 47.4 59.2	53.0 44.0 34.0		30	72		
	B	62.0 158.6 190.0	17.2 44.0 52.8	46.0 38.0 31.2		30	71		
	C	58.0 141.6 178.0	16.1 39.3 49.4	35.5 30.3 22.5		18.5	69		
100-400		60.0 163.0 217.0	16.7 45.3 60.3	60.9 52.0 41.1	1480	37	72	3.1	241
	A	58.0 149.9 188.0	16.1 41.6 52.2	50.2 44.0 35.0		30	69		

泵型号		流量Q (m³/h)	流量Q (L/s)	扬程H (m)	转速n (rpm)	功率P (kW)	效率η (%)	必需汽蚀余量 (m)	泵重W (kg)
100-400	B	54.0 138.4 168.0	15.0 38.5 46.7	42.9 37.5 31.0	1480	22	66.5	3.1	241
	C	51.0 121.1 135.0	14.2 33.6 37.5	33.5 28.7 25.8		18.5	63		
125-240(I)		100.0 274.6 370.0	27.8 76.3 102.8	20.2 14.8 9.1	1480	18.5	85.5	1.8	249
	A	92.0 259.3 332.0	25.6 72.0 92.2	18.3 13.2 8.3		15	84.5		
	B	82.0 232.4 285.0	22.8 64.5 79.2	15.9 10.6 7.6		15	82.5		
	C	78.0 210.5 240.0	21.7 58.5 66.7	13.2 8.7 6.8		11	77.5		
		139.5 533.5 715.0	38.7 148.2 198.6	83.5 60.0 40.0	2950	132	85.5	6.8	249
	A	124.0 496.7 650.0	34.4 138.0 180.6	73.0 52.0 36.0		110	84		
	B	119.0 454.3 550.0	33.1 126.2 152.8	63.5 43.5 32.0		75	82		
	C	103.0 411.6 460.0	28.6 114.3 127.8	63.0 34.0 30.0		75	77		
125-240		100.0 256.5 320.1	27.8 71.2 88.9	20.2 15.1 10.8	1480	15	84.5	2.2	249
	A	94.0 242.5 300.4	26.1 67.4 83.4	17.6 13.5 9.1		15	84		
	B	90.0 223.8 265.0	25.0 62.2 73.6	15.0 11.5 8.4		11	82		
	C	82.0 199.1 220.0	22.8 55.3 61.1	12.4 9.1 7.8		7.5	78		
		111.0 472.5 662.0	30.8 131.2 183.9	84.0 60.5 40.0	2950	110	84.5	8.7	249
	A	106.0 442.2 592.0	29.4 122.8 141.7	73.5 53.0 36.5		90	84		
	B	102.0 393.7 510.0	28.3 109.4 141.0	62.8 42.0 33.5		75	82		
	C	90.0 369.5 415.0	25.0 102.6 115.0	52.5 37.0 33.0		75	77		
125-300(I)		100.0 270.0 375.0	27.8 75.0 104.2	32.5 27.0 21.0	1480	30	84	1.9	274
	A	80.3 243.7 348.0	22.3 67.7 96.7	27.5 22.0 15.5		22	82		
	B	75.0 220.5 310.0	20.8 61.2 86.1	23.5 18.0 12.5		18.5	80		
	C	60.5 195.8 270.0	16.8 54.4 75.0	19.0 14.2 10.5		15	78		
		380.0 535.5 640.0	105.6 148.8 177.8	120.0 108.0 92.6	2950	200	84	7.6	274
	A	285.0 483.4 630.0	79.2 134.3 175.0	103.5 88.0 77.8		160	82		
	B	190.0 437.2 600.0	52.8 121.5 166.7	92.0 72.0 60.0		132	80		
	C	90.2 389.0 500.0	25.1 108.1 138.9	80.0 57.0 43.5		110	78		

SOW型泵性能表

泵型号		流量Q (m^3/h)	流量Q (L/s)	扬程H (m)	转速n (rpm)	功率P (kW)	效率η (%)	必需汽蚀余量 (m)	泵重W (kg)
125-300		100.0	27.8	32.0	1480	30	83	1.9	274
		242.5	67.4	25.0					
		370.0	102.8	17.1					
	A	90.3	25.1	26.3		18.5	82		
		222.3	61.8	21.0					
		290.0	80.6	15.0					
	B	80.0	22.2	22.1		15	79		
		202.9	56.4	17.5					
		250.0	69.4	132.2					
	C	70.1	19.5	17.3		11	76		
		179.5	49.9	13.7					
		210.0	58.3	11.9					
		230.0	63.9	122.0	2950	200	83	7.9	274
		479.0	133.1	100.0					
		580.0	161.1	82.0					
	A	182.0	50.5	106.2		160	82		
		437.7	121.6	83.5					
		540.0	150.0	63.5					
	B	128.0	35.6	89.0		110	79		
		400.8	111.3	70.0					
		510.0	141.7	51.0					
	C	85.0	23.6	72.0		90	76		
		355.2	98.7	55.0					
		428.0	118.9	42.0					
125-380(I)		125.0	340.7	53.1	1480	75	80	2.1	298
		310.5	86.3	47.0					
		435.0	120.8	37.5					
	A	104.0	28.9	45.0		45	79		
		282.8	78.6	39.0					
		395.0	109.7	31.8					
	B	93.0	25.8	36.9		37	78		
		254.2	70.6	31.5					
		350.0	97.2	25.0					
	C	85.5	23.7	27.9		30	76		
		221.9	61.6	24.0					
		295.2	109.8	18.8					
125-380		100.2	27.8	50.2	1480	55	79	2.4	298
		278.0	77.2	43.0					
		396.5	110.0	33.1					
	A	92.1	25.8	42.9		45	78		
		257.9	71.6	37.0					
		349.6	97.1	28.4					
	B	84.0	23.3	35.9		30	77		
		234.1	65.0	30.5					
		300.0	83.3	24.1					
	C	798.1	22.0	28.9		22	76		
		209.8	58.3	24.5					
		250.5	69.6	20.0					
125-480(I)		109.2	30.3	86.0	1480	110	80	2.3	331
		328.5	91.3	76.0					
		380.4	105.7	71.0					
	A	100.0	27.8	74.9		90	78.5		
		307.3	85.4	66.5					
		350.9	97.4	55.0					
	B	80.4	22.3	64.7		75	77		
		282.0	78.3	56.0					
		300.4	83.4	51.3					
	C	60.0	16.6	54.6		45	76		
		250.4	69.6	44.2					
		270.4	75.1	40.8					
125-480		100.0	27.8	81.2	1480	90	79	2.7	331
		294.5	81.8	69.5					
		370.0	102.8	61.5					
	A	90.1	25.0	70.0		75	78		
		274.8	76.3	60.5					
		320.2	88.9	55.1					
	B	85.3	23.7	60.9		55	77		
		257.2	71.4	53.0					
		284.5	79.0	46.1					
	C	78.5	21.8	51.2		37	76		
		230.0	63.9	43.5					
		238.8	66.3	41.3					
150-280(I)		160.0	44.4	27.5	1480	37	87	2.4	347
		443.5	123.2	21.0					
		609.0	169.2	14.2					
	A	150.5	41.8	25.0		30	86		
		410.6	114.0	18.0					
		550.0	152.8	12.5					

泵型号		流量Q (m^3/h)	流量Q (L/s)	扬程H (m)	转速n (rpm)	功率P (kW)	效率η (%)	必需汽蚀余量 (m)	泵重W (kg)
150-280(I)	B	130.0	36.1	22.5	1480	22	84	2.4	347
		367.0	101.9	15.0					
		480.0	133.3	11.7					
	C	123.0	34.1	17.4		18.5	77		
		338.2	93.9	11.5					
		395.0	109.7	10.0					
150-280		140.0	38.9	27.5	1480	30	86	2.5	347
		397.0	110.3	20.4					
		525.0	145.8	14.2					
	A	135.0	37.5	24.1		30	85		
		362.4	100.7	17.0					
		496.0	137.8	11.9					
	B	128.0	35.6	21.8		22	84		
		340.7	94.6	14.5					
		446.0	123.9	10.8					
	C	120.0	33.3	17.5		18.5	80		
		318.1	88.4	11.5					
		380.0	105.6	9.3					
150-350(I)		180.0	50.0	45.8	1480	75	85	2.5	359
		447.5	124.3	38.5					
		592.0	164.4	31.2					
	A	175.0	48.6	38.6		55	83		
		404.2	112.3	31.0					
		580.0	161.1	22.4					
	B	162.0	45.0	33.1		37	81		
		363.0	100.8	25.0					
		495.0	137.5	18.1					
	C	150.0	41.7	27.0		30	78		
		324.7	90.2	20.0					
		421.0	116.9	14.9					
150-350		150.0	41.7	45.0	1480	55	84	3.0	359
		407.5	113.2	35.0					
		550.0	152.8	26.8					
	A	140.0	38.9	37.9		45	82		
		374.1	103.9	29.5					
		471.0	130.8	23.2					
	B	130.0	36.1	32.1		37	80		
		344.4	95.7	25.0					
		460.0	127.8	17.5					
	C	125.0	34.7	26.1		30	78		
		311.9	86.6	20.5					
		390.0	108.3	15.3					
150-450 (I)		200.0	55.6	76.1	1480	132	82	3.4	436
		515.5	143.2	66.0					
		640.0	177.8	57.1					
	A	190.0	52.8	64.0		110	81		
		468.4	130.1	54.5					
		600.0	166.7	45.0					
	B	180.0	50.0	52.3		75	80		
		418.5	116.3	43.5					
		540.0	150.0	35.0					
	C	175.0	48.6	42.1		55	78.5		
		375.4	104.3	35.0					
		498.0	130.0	27.8					
150-450		150.0	41.7	72.1	1480	110	81	3.7	436
		440.0	122.2	60.0					
		582.0	161.7	48.2					
	A	140.0	38.9	60.0		90	80.5		
		401.7	111.6	50.0					
		550.0	152.8	36.9					
	B	129.0	35.8	49.5		75	80		
		359.3	99.8	40.0					
		490.0	136.1	30.5					
	C	115.0	31.9	40.0		45	78		
		326.3	90.6	33.0					
		430.0	119.4	24.8					
150-570 (I)		200.0	55.6	121.0	1480	250	80	4.2	646
		584.0	162.2	105.0					
		730.0	202.8	92.1					
	A	180.0	50.0	105.0		200	79		
		536.2	148.9	88.5					
		660.0	183.3	80.5					
	B	169.0	46.9	90.8		160	78		
		493.6	137.1	75.0					
		620.0	172.2	68.0					
	C	150.0	41.7	77.2		132	77		
		450.0	125.0	61.5					
		530.0	147.2	55.9					

SOW型泵性能表

泵型号		流量Q (m^3/h)	流量Q (L/s)	扬程 H (m)	转速 n (rpm)	功率 P (kW)	效率 η (%)	必需汽蚀余量 (m)	泵重 W (kg)
150-570		200.0	55.6	111.0	1480	200	79	4.2	646
		537.0	149.2	90.0					
		620.0	172.2	81.9					
	A	96.3	26.7	96.0		160	78		
		499.9	138.9	78.0					
		580.0	161.1	70.0					
	B	82.8	23.0	83.0		132	77		
		468.5	130.1	68.5					
		540.0	150.0	61.0					
	C	70.0	19.4	70.0		110	76		
		419.2	116.4	57.5					
		500.0	138.9	50.0					
200-340(I)		250.0	69.4	40.0	1480	75	87.5	3.3	450
		695.5	193.2	30.0					
		940.0	261.1	20.0					
	A	240.0	66.7	35.0		75	86.5		
		641.2	178.1	25.5					
		845.0	234.7	17.5					
	B	230.0	63.9	30.8		55	85		
		586.0	162.8	21.3					
		750.0	208.3	16.0					
	C	220.0	61.1	25.0		37	79		
		530.0	147.2	17.0					
		610.0	169.4	15.1					
200-340		250.0	69.4	37.5	1480	75	86.5	2.5	450
		638.0	177.2	28 .0					
		870.0	241.7	18.5					
	A	240.0	66.7	33.0		55	86		
		596.8	165.8	24.5					
		795.0	220.8	16.8					
	B	235.0	65.2	28.5		45	84		
		552.5	153.5	21.0					
		705.0	195.8	15.1					
	C	225.0	62.5	23.1		37	82		
		497.1	138.1	17.0					
		600.0	166.7	14.0					
200-410 (I)		265.0	73.6	62.8	1480	132	86.5	2.4	517
		710.0	197.2	52.0					
		990.0	275.0	40.0					
	A	249.0	69.1	64.0		110	84.5		
		641.9	178.3	42.5					
		895.0	248.6	30.9					
	B	238.0	66.1	46.0		90	83		
		586.6	163.0	35.5					
		780.0	216.7	25.0					
	C	220.0	61.1	38.5		75	81		
		525.6	146.0	28.5					
		660.0	166.7	21.0					
200-410		250.0	69.4	62.1	1480	110	85.5	3.0	517
		649.0	180.3	48.0					
		865.0	240.2	37.1					
	A	236.0	65.6	52.2		90	84		
		596.1	165.6	40.5					
		750.0	208.3	32.5					
	B	215.0	59.7	44.2		75	82		
		550.2	152.8	37.5					
		720.0	200.0	25.0					
	C	209.0	58.1	35.2		55	78		
		495.7	137.7	28.0					
		590.0	163.9	22.1					
200-530(I)		475.0	131.9	102.0	1480	280	83~	3.5	840
		818.0	227.2	91.0					
		1080.0	300.0	77.5					
	A	460.0	127.8	86.0		250	82		
		750.0	208.3	76.5					
		965.0	268.1	66.2					
	B	440.0	122.2	71.0		200	80		
		687.9	191.1	62.5					
		905.0	251.4	52.1					
	C	420.0	116.7	55.0		132	78.5		
		630.0	175.0	47.5					
		795.0	220.8	41.8					
200-530		260.0	72.2	98.0	1480	250	82	3.0	840
		735.0	204.2	81.7					
		955.0	265.3	66.9					
	A	250.0	69.4	82.8		180	81		
		670.0	186.3	68.0					
		880.0	244.4	57.5					

泵型号		流量Q (m^3/h)	流量Q (L/s)	扬程 H (m)	转速 n (rpm)	功率 P (kW)	效率 η (%)	必需汽蚀余量 (m)	泵重 W (kg)
200-530	B	240.0	66.7	68.3	1480	160	80	3.0	840
		633.0	175.8	55.0					
		820.0	227.8	46.1					
	C	230.0	63.9	54.8		110	78		
		576.3	160.1	43.5					
		720.0	200.0	38.0					
200-660(I)		280.0	77.8	167.0	1480	450	80	3.1	990
		793.0	220.3	150.0					
		935.0	259.7	140.0					
	A	270.0	75.0	144.0		355	78.5		
		729.7	202.7	127.0					
		900.0	250.0	115.0					
	B	260.0	72.2	124.0		315	77		
		669.8	186.0	107.0					
		864.0	240.0	93.0					
	C	250.0	69.4	10.0		250	76		
		637.4	177.0	88.0					
		770.0	213.9	80.0					
200-660		250.0	69.4	156.0	1480	400	79	2.9	990
		721.0	200.2	132.5					
		860.0	238.9	120.0					
	A	240.0	66.7	132.0		315	78.5		
		670.2	186.2	114.5					
		790.0	219.4	103.0					
	B	230.0	63.9	114.0		250	78		
		621.6	172.7	98.5					
		720.0	200.0	90.0					
	C	215.0	59.7	98.0		200	77		
		570.6	158.5	83.0					
		690.0	191.7	72.0					
250-390(I)		400.0	111.1	50.0	1480	160	88	2.8	665
		1052.0	292.2	39.0					
		1450.0	402.8	28.0					
	A	380.0	105.6	44.9		132	86		
		967.7	268.8	33.0					
		1310.0	363.9	24.0					
	B	379.0	105.3	38.0		110	83		
		915.3	254.3	27.0					
		1160.0	322.2	20.2					
	C	350.0	97.2	31.8		75	77.5		
		843.3	234.3	20.0					
		990.0	275.0	16.1					
250-390		400.0	111.1	50.0	1480	132	87	4.0	665
		1030.5	286.3	37.0					
		1400.0	388.9	25.6					
	A	390.0	108.3	44.0		110	86		
		958.3	266.2	32.0					
		1290.0	358.3	22.2					
	B	375.0	104.2	38.0		110	84		
		880.3	244.5	27.0					
		1170.0	325.0	21.8					
	C	350.0	97.2	32.0		75	82		
		819.6	227.7	22.0					
		1030.0	286.1	16.0					
250-470(I)		420.0	116.7	82.8	1480	280	87	3.3	830
		1174.5	326.3	66.0					
		1608.0	447	50.0					
	A	400.0	111.1	69.0		220	85		
		1072.2	297.8	55.0					
		1450.0	402.8	41.6					
	B	370.0	102.8	58.0		200	83		
		975.2	270.9	45.5					
		1250.0	347.2	36.0					
	C	330.0	91.7	49.6		160	80		
		903.3	250.9	37.5					
		1090.0	302.8	31.2					
250-470		400.0	111.1	75.0	1480	220	84	3.5	830
		1081.0	300.3	54.5					
		1450.0	402.8	38.0					
	A	370.0	102.8	64.0		200	82.5		
		1003.9	278.9	47.0					
		1300.0	361.1	33.5					
	B	350.0	97.2	55.0		160	80.5		
		911.0	253.0	40.5					
		1170.0	325.0	30.0					
	C	340.0	94.4	46.0		110	78.5		
		830.0	230.6	34.5					
		1020.0	283.3	26.3					

SOW型泵性能表

泵型号		流量Q (m^3/h)	流量Q (L/s)	扬程H (m)	转速n (rpm)	功率P (kW)	效率η (%)	必需汽蚀余量 (m)	泵重W (kg)
250-610(I)		800.0	222.2	131.0	1480	560	84	3.8	1215
		1234.0	345.3	116.0					
		1640.0	455.6	98.0					
	A	750.0	208.3	115.0		450	83.5		
		1154.1	320.6	100.0					
		1600.0	444.4	79.0					
	B	700.0	194.4	95.0		315	83		
		1051.4	291.0	83.0					
		1480.0	411.1	63.0					
	C	650.0	180.6	78.0		250	82.5		
		970.0	269.4	66.0					
		1360.0	377.8	50.0					
250-610		400.0	111.1	126.0	1480	400	83	3.1	1215
		1045.0	290.3	104.0					
		1415.0	393.1	81.5					
	A	390.0	108.3	110.0		315	82.5		
		972.1	270.0	90.0					
		1360.0	377.8	70.0					
	B	380.0	105.6	91.0		250	81.5		
		884.5	245.7	74.5					
		1240.0	344.4	58.0					
	C	335.0	101.4	75.0		200	80.5		
		806.9	224.1	62.0					
		1120.0	311.1	49.5					
300-330(I)		500.0	138.9	36.0	1480	110	86	4.6	630
		1099.0	305.3	24.5					
		1475.0	409.7	17.0					
	A	480.0	133.3	31.8		90	84.5		
		1020.0	283.3	19.8					
		1425.0	395.8	12.1					
	B	460.0	127.8	26.5		75	82		
		970.0	269.4	15.5					
		1290.0	358.3	9.0					
	C	440.0	122.2	22.3		45	80		
		920.0	255.6	11.5					
		1170.0	325.0	7.5					
300-330		400.0	111.1	32.1	1480	90	85	3.6	630
		940.0	261.1	23.0					
		1260.0	350.0	15.0					
	A	390.0	108.3	27.9		75	84		
		876.6	243.5	20.0					
		1200.0	333.0	12.0					
	B	370.0	102.8	24.1		55	81		
		801.0	222.5	16.7					
		1080.0	300.0	11.0					
	C	350.0	97.2	20.5		37	77		
		705.0	195.8	13.7					
		950.0	263.9	9.0					
300-450 (I)		700.0	194.4	67.5	1480	315	88	5.2	905
		1678.5	466.3	53.0					
		2380.0	661.1	37.0					
	A	660.0	183.3	59.2		280	86.5		
		1576.8	438.0	45.0					
		2100.0	583.3	32.0					
	B	620.0	172.2	50.0		200	84		
		1476.0	410.0	36.5					
		1800.0	500.0	27.5					
	C	600.0	166.7	41.0		160	79		
		1360.8	378.0	27.5					
		1450.0	402.8	24.5					
300-450		600.0	166.7	68.0	1480	315	87.5	5.3	905
		1620.0	450.0	51.5					
		2240.0	622.2	32.5					
	A	580.0	161.1	60.0		250	86.5		
		1519.2	422.0	45.0					
		2040.0	566.7	29.4					
	B	560.0	155.6	51.0		200	84		
		1422.0	395.0	37.5					
		1860.0	516.7	26.2					
	C	540.0	150.0	41.9		160	81.5		
		1332.0	370.0	30.5					
		1620.0	450.0	23.5					
300-550(I)		700.0	194.4	115.0	1480	630	86	4.2	1425
		1750.0	486.1	94.0					
		2350.0	652.8	76.0					
	A	680.0	188.9	92.0		450	85.5		
		1645.2	457.0	76.0					
		2170.0	602.8	61.5					
300-550(I)	B	650.0	180.6	77.5	1480	355	85	4.2	1425
		1573.2	437.0	62.0					
		2130.0	591.7	47.0					
	C	620.0	172.2	65.0		280	83.5		
		1515.6	421.0	50.0					
		1980.0	550.0	37.5					
300-550		600.0	166.7	102.0	1480	450	84.5	3.9	1425
		1550.0	430.5	80.0					
		2130.0	591.7	60.0					
	A	590.0	163.9	86.4		355	83.5		
		1447.2	402.0	67.0					
		1980.0	550.0	50.5					
	B	580.0	161.1	73.0		280	83		
		1360.8	378.0	57.0					
		1820.0	505.6	44.0					
	C	570.0	158.3	61.0		250	82		
		1281.6	356.0	47.5					
		1600.0	461.1	37.2					
300-710(I)		900.0	250.0	183.0	1480	1120	85	3.5	1690
		1836.0	510.0	160.0					
		2100.0	583.3	150.6					
	A	960.0	266.7	160.0		900	84.6		
		1735.2	482.0	136.0					
		2030.0	563.9	126.0					
	B	800.0	222.2	135.0		630	84.3		
		1623.6	451.0	112.0					
		1880.0	522.2	104.0					
	C	700.0	194.4	110.5		560	84		
		1537.2	427.0	91.0					
		1600.0	444.4	77.0					
300-710		600.0	166.7	174.0	1480	900	83.5	4	1690
		1690.0	469.4	139.0					
		2160.0	600.0	118.0					
	A	580.0	161.1	150.0		710	83		
		1573.2	437.0	119.0					
		2000.0	555.6	100.0					
	B	540.0	150.0	124.0		560	82.5		
		1450.8	403.0	99.0					
		1800.0	505.6	82.4					
	C	510.0	141.7	103.0		400	82		
		1342.8	373.0	81.0					
		1650.0	458.3	70.0					
350-380(I)		600.0	166.7	45.5	1480	200	86.5	6.2	865
		1733.0	481.4	32.0					
		2280.0	633.3	20.5					
	A	580.0	161.1	40.0		160	85		
		1692.0	470.0	26.5					
		2160.0	600.0	17.0					
	B	560.0	155.5	34.0		132	83		
		1641.6	456.0	21.0					
		2080.0	577.8	12.8					
	C	540.0	150.0	27.9		110	80.5		
		1602.0	445.0	15.0					
		1900.0	527.8	9.0					
350-380		500.0	138.9	42.5	1480	160	85.5	5	865
		1424.0	395.6	31.0					
		1940.0	538.9	21.8					
	A	460.0	127.8	37.9		132	84		
		1335.6	371.0	26.3					
		1800.0	500.0	17.0					
	B	430.0	119.4	32.5		110	82		
		1270.8	353.0	22.5					
		1610.0	447.2	15.5					
	C	410.0	113.9	27.5		90	78		
		1188.0	330.0	17.8					
		1400.0	388.9	17.1					
350-440(I)		1000.0	277.8	59.0	1480	450	87.5	8.5	1285
		2745.0	762.5	43.5					
		3500.0	972.2	31.0					
	A	950.0	263.9	50.5		355	85.5		
		2635.2	732.0	35.0					
		3450.0	958.3	22.0					
	B	900.0	250.0	43.0		280	84		
		2563.2	712.0	27.5					
		3250.0	902.8	18.5					
	C	890.0	147.2	36.0		220	81		
		2484.0	690.0	21.5					
		3200.0	888.9	13.0					

SOW型泵性能表

泵型号		流量Q (m³/h)	流量Q (L/s)	扬程H (m)	转速n (rpm)	功率P (kW)	效率η (%)	必需汽蚀余量 (m)	泵重W (kg)
350-440		750.0	208.3	59.0	1480	355	86.5	6.5	1285
		2235.0	620.8	42.5					
		3000.0	833.3	30.0					
	A	700.0	194.4	51.5		280	84.5		
		2088.0	580.0	36.0					
		2750.0	763.9	25.0					
	B	680.0	188.9	45.0		250	82		
		1987.2	552.0	30.0					
		2400.0	666.7	23.0					
	C	650.0	180.6	38.0		200	78.5		
		1847.6	516.0	25.0					
		2010.0	558.3	22.0					
350-520(I)		1350.0	375.0	94.0	1480	630	88.5	6.7	1395
		2610.0	725.0	70.0					
		3700.0	1027.8	48.3					
	A	1100.0	305.6	82.0		560	87		
		2430.0	6750.0	60.0					
		3500.0	972.2	42.0					
	B	750.0	208.3	73.0		400	86		
		2232.0	620.0	50.0					
		2850.0	791.7	37.0					
	C	505	140.3	61		315	79		
		2070	575	38					
		2350	652.8	33.2					
350-520		850	236.1	92	1480	630	88	7	1395
		2450	680.6	67					
		3350	930.6	47.5					
	A	800	222.2	81.5		500	87		
		2268	630	59.5					
		3200	888.9	38					
	B	750	208.3	81.4		400	85		
		2088	580	50					
		2850	791.7	34.5					
	C	700	194.4	60		315	83		
		1944	540	41.5					
		2500	694.4	30.5					
350-640		1470	408.03	138.5	1480	1000	85	6.9	1500
		2160	600	126.2					
		2800	777.8	107					
	A	1290	358.3	128		900	84		
		2000	556	116					
		2600	722	98.3					
	B	1185	329.2	117.8		800	82		
		1920	533.3	106					
		2500	694.4	88.5					
	C	1110	308.3	107.8		710	80		
		1830	508.3	95.6					
		2380	661	78					
	D	1050	291.7	93.8		560	78		
		1695	470.8	83					
		2200	611	68					
400-550(I)		1535	426.3	98	1480	800	85	7	1600
		2635	731.9	86					
		3420	950	70.8					
	A	1470	408.3	91		710	83		
		2520	700	79					
		3270	908.3	63.9					
	B	1420	394	82.6		630	81		
		2418	671.6	71.8					
		3140	872	56.8					
	C	1400	388.9	76		630	79		
		2311.5	642	64					
		3015	837.5	49					
	D	1380	383.3	69		560	77		
		2235.6	621	57.8					
		2900	805.6	43.8					
400-550		1320	366.7	77	1480	500	86	5.9	1600
		2190	608.3	63.8					
		2850	791.7	47.2					
	A	1280	355.6	69.8		450	84		
		2045.5	568.2	57.8					
		2660	738.9	43.8					
	B	1230	341.7	61.2		400	82		
		1882	522.7	51.2					
		2450	680.6	39					
	C	1211	336.4	53.2		315	80		
		1767.6	491	45					
		2300	638.9	34					

泵型号		流量Q (m³/h)	流量Q (L/s)	扬程H (m)	转速n (rpm)	功率P (kW)	效率η (%)	必需汽蚀余量 (m)	泵重W (kg)
400-600		1571	436.4	101.2	1480	800	86	6.9	2100
		2502	695	90.2					
		3250	902.8	68					
	A	1508	419	93.2		710	84		
		2422	672.7	81.8					
		3100	861	63					
	B	1500	416.7	86		630	82		
		2354	654	74					
		3000	833.3	54					
	C	1470	410	78.8		560	80		
		2225.5	618.2	68					
		2750	764	51.8					
	D	1505	418.2	69		500	78		
		2127.6	591	59.8					
		2500	722	47					
400-600(I)		1919	533	129.7	1480	1250	86	7.5	2100
		3176.5	882.4	113					
		4100	1139	93.6					
	A	1780	494.4	119		1120	84		
		3007	835.3	103.6					
		3910	1086	83.6					
	B	1740	483.3	109.2		1000	82		
		2922.4	811.8	93					
		3800	1055.6	70.8					
	C	1600	444.4	99.8		900	80		
		2732	758.8	83.7					
		3550	986	63					
	D	1530	425	90		800	78		
		2641.6	706	74					
		3380	938.9	57					
500-520(I)		1900	527.8	33.2	980	280	87	4.8	1528
		3217.5	893.8	25					
		3960	1100	17.7					
	A	1830	508.3	30.5		250	86		
		3088	857.8	23					
		3800	1055.6	16.3					
	B	1750	486	28.6		220	84		
		2964.5	823.3	21					
		3650	1013.9	15.3					
	C	1680	466.7	26		200	82		
		2846	790.6	18.4					
		3485	968	13					
	D	1600	444.4	23.8		180	80		
		2732	758.9	16.3					
		3180	883.3	11.75					
500-520		1480	411	31.3	980	220	86	4.3	1528
		2777	771.4	22.5					
		3600	1000	14					
	A	1400	388.9	27.8		200	84		
		2638	732.8	19.5					
		3420	950	12.2					
	B	1250	347.2	22		160	81		
		2484	690	15.6					
		3000	833.3	11.2					
	C	1160	322.2	18.5		132	78		
		2178.5	605.1	13.8					
		2790	775	9.2					
500-650(I)		1850	513.9	52.5	980	500	88.5	5.7	2301
		3510	975	41.5					
		4500	1250	31					
	A	1800	500	49.8		450	86		
		3352.5	931	38.7					
		4230	1175	28.5					
	B	1740	483.3	46.4		400	84		
		3172.5	881	36					
		4000	1111.7	26.5					
	C	1660	461.1	42.2		355	82		
		3015	837.5	33.2					
		3830	1064	25					
	D	1560	433.3	37.6		315	80		
		2767.5	768.8	29.7					
		3600	1000	21.8					
500-650		1820	505.6	41.8	980	355	87	4.8	2301
		2992	831.3	33.7					
		3890	1080	23.2					
	A	1730	480.6	37.8		315	86		
		2835	787.5	30.2					
		3695	1026	21					
	B	1635	454	34		280	82		
		2722.5	756.3	27.7					
		3490	969.4	19					

SOW型泵性能表

泵型号		流量Q (m³/h)	流量Q (L/s)	扬程H (m)	转速n (rpm)	功率P (kW)	效率η (%)	必需汽蚀余量 (m)	泵重W (kg)
500-650	C	1535 2642.5 3280	426.4 706 911	29 24 17	980	250	78	4.8	2301
500-710(I)		2300 3852 5040	638.9 1070 1400	73.1 64.4 54	980	900	88.5	5.8	2967
	A	2200 3672 4840	611.1 1020 1344.4	67.2 592 47.1		800	87		
	B	2100 3470.4 4320	583.3 964 1200	60.3 53 43		710	85		
	C	2000 3204 3960	555.6 890 1100	56.4 47.7 39		560	83		
	D	1920 3024 3550	533.3 840 986.1	50 42 34.2		500	81		
500-710		1800 3006 3900	500 835 1083	60 49 35.6	980	560	87	5.5	2967
	A	1710 2812.5 3700	475 781.3 1027.8	53.6 44.2 31.2		450	85		
	B	1615 2632.5 3375	448.6 731.3 937.5	47.7 39.3 29		400	83		
	C	1518 2407.5 3175	421.7 668.7 882	41.5 34.6 26		355	79		
500-800(I)		2590 3996 5190	719.4 1110 1441.7	88.7 80.6 67.9	980	1120	89	6.9	3483
	A	2460 3600 4680	683.3 1000 1300	78.4 72.8 61.8		900	87		
	B	2340 3204 4100	650 890 1138.9	69.8 65.3 57		800	85		
	C	2200 2880 3600	611.1 800 1000	61 58 52		630	83		

泵型号		流量Q (m³/h)	流量Q (L/s)	扬程H (m)	转速n (rpm)	功率P (kW)	效率η (%)	必需汽蚀余量 (m)	泵重W (kg)
500-800		2385 3474 4600	662.5 965 1277.8	70.7 62.5 47.5	980	800	88	5.2	3483
	A	2265 3330 4370	629 925 1213.9	63.1 55.8 44		710	86		
	B	2150 3150 4150	597.2 875 1152.8	56.2 49.6 39.2		560	84		
	C	2050 2970 3940	569.7 825 1094	48 43.6 35.8		500	80		
500-860(I)		2520 4183.2 5440	700 1162 1511	124 111.2 96.2	980	1600	89	6.9	4659
	A	2380 3996 5140	661.1 1110 1428	112.4 100.7 86		1400	87		
	B	2250 3780 4870	625 1050 1352.8	102.4 90.4 77.5		1250	83		
	C	2115 3528 4320	587.5 980 1300	90.4 80.4 70.6		1120	80		
500-860		2400 3600 4680	666.7 1000 1300	99.6 90 73	980	1120	88.5	5.5	4659
	A	2300 3492 4500	638.9 970 1250	93.4 82.9 68		1000	86		
	B	2200 3384 4300	611.1 940.3 1194.4	87.2 77.2 63.8		900	84		
	C	2090 3204 4085	580.6 890 1134.7	81 71.5 59		800	82		
	D	1985 3081.6 3850	551.4 856 1069	75 65.8 55.6		800	80		

小 知 识

泵的出口是否增加锥管加大出口管路?

我们知道，电力输送与泵的水力输送有极大的相似性。在电力输送上，线路越长、电线越细（截径越小），那么线损就越大，电压降就越大。而在水力输送上，管路越长、管径越小，则管路损失越大、压力降低越多。那么为了减小管路损失是否就一味地增大管路呢?这就如是否加粗输电线一样是一个经济问题。增大管路，是可以降低线损，从而节约电能，甚而可以降低水泵的扬程和所配的电机，节约设备投资，然而另一方面也增加线路投资（包括管路和各类阀门等及维修费）。所以应当从管路长度和水泵运行时间上进行综合性的经济决策。一般而言，长距离输送就不必增大（或少增大）出口管路，而应采取加压或接力输送。

水泵的开机与关机操作顺序

首次开机时，有联轴器的泵可以拆下联接部分，点动电动机试验转向。或者不拆联轴器，在泵内有水时试验电动机转向。电动机与泵直联的，也必需保证泵内有水时才能试验转向。**严禁在泵内无水时直接开机（泵）试验电动机转向。**

开机前必须保持泵内充满引水。开机时完全打开进口阀，关闭出口阀，启动电动机，待电动机以正常转速运行后缓慢打开出口阀至所需的流量或压力。注意：**不能让泵在出口阀未打开和泵所规定的小流量内长时间运行。泵运行时禁止用进口阀调节流量，必须保持进口阀最大的开度。**

关机时先关闭出口阀，然后关闭电动机，安装了进口阀的在电动机停转后关闭以保证泵内存有引水(有单向阀可不关闭)。在北方防冻期(或环境温度低于液体的结冰温度)必须放尽泵内存水以防冻裂水泵。长期停用，需放尽泵内的水，必要时拆解水泵，清洗零部件作防锈处理，妥善保管。

性能曲线图

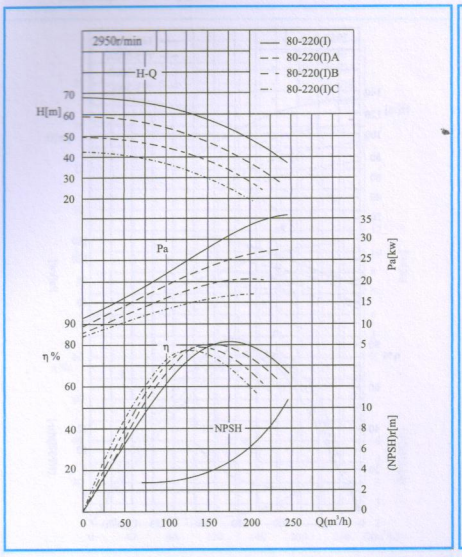
2950r/min
80-220(I)
80-220(I)A
80-220(I)B
80-220(I)C
H-Q
Pa
η
NPSH
H[m]
Pa[kw]
η %
(NPSH)r[m]
Q(m³/h)

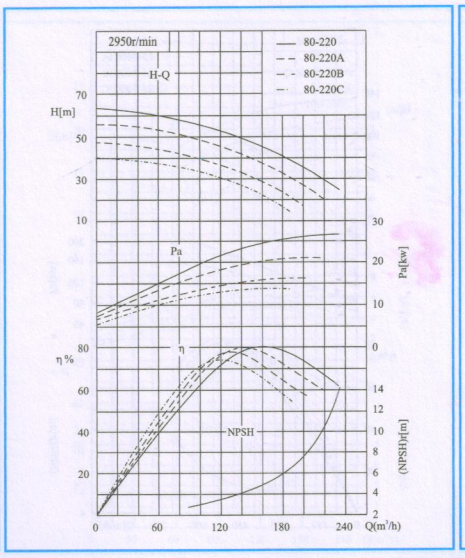
2950r/min
80-220
80-220A
80-220B
80-220C
H-Q
Pa
η
NPSH
H[m]
Pa[kw]
η %
(NPSH)r[m]
Q(m³/h)

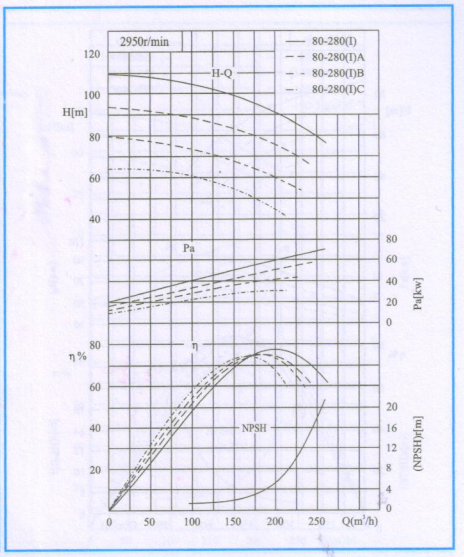
2950r/min
80-280(I)
80-280(I)A
80-280(I)B
80-280(I)C
H-Q
Pa
η
NPSH
H[m]
Pa[kw]
η %
(NPSH)r[m]
Q(m³/h)

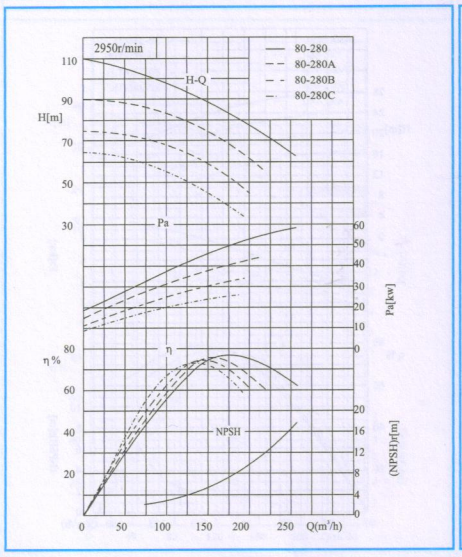
2950r/min
80-280
80-280A
80-280B
80-280C
H-Q
Pa
η
NPSH
H[m]
Pa[kw]
η %
(NPSH)r[m]
Q(m³/h)

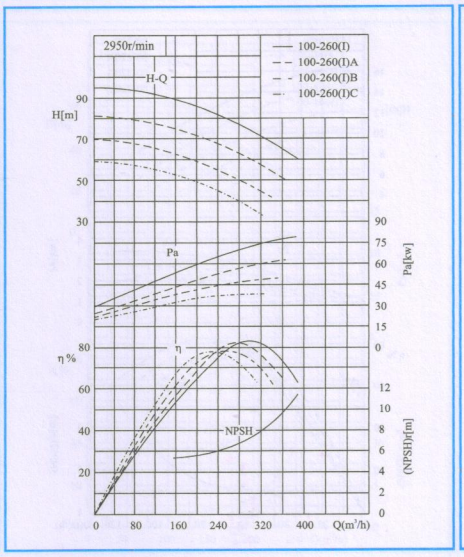
2950r/min
100-260(I)
100-260(I)A
100-260(I)B
100-260(I)C
H-Q
Pa
η
NPSH
H[m]
Pa[kw]
η %
(NPSH)r[m]
Q(m³/h)

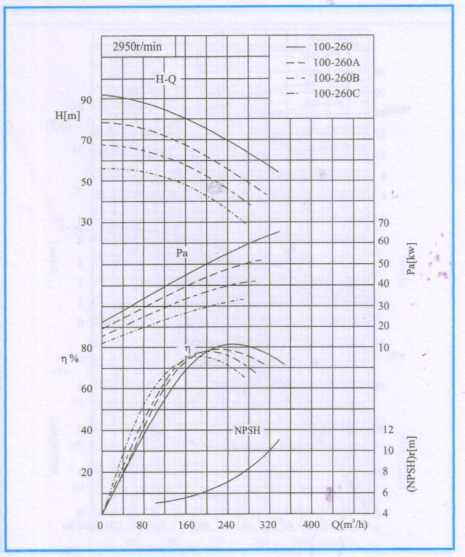
2950r/min
100-260
100-260A
100-260B
100-260C
H-Q
Pa
η
NPSH
H[m]
Pa[kw]
η %
(NPSH)r[m]
Q(m³/h)

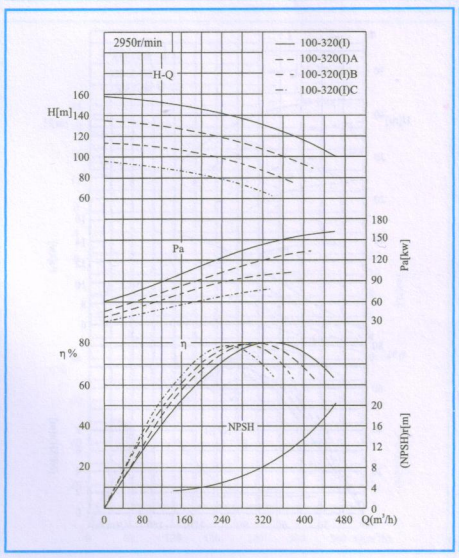
2950r/min
100-320(I)
100-320(I)A
100-320(I)B
100-320(I)C
H-Q
Pa
η
NPSH
H[m]
Pa[kw]
η %
(NPSH)r[m]
Q(m³/h)

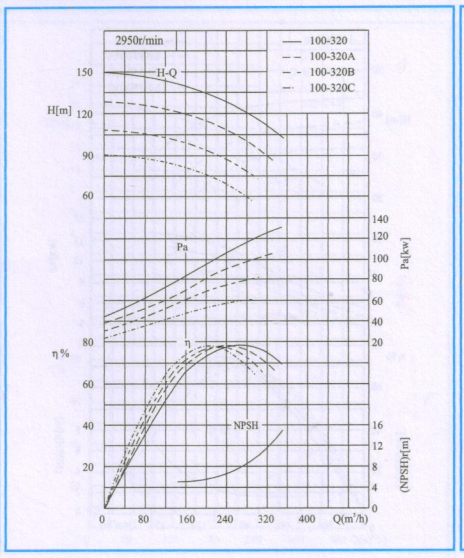
2950r/min
100-320
100-320A
100-320B
100-320C
H-Q
Pa
η
NPSH
H[m]
Pa[kw]
η %
(NPSH)r[m]
Q(m³/h)

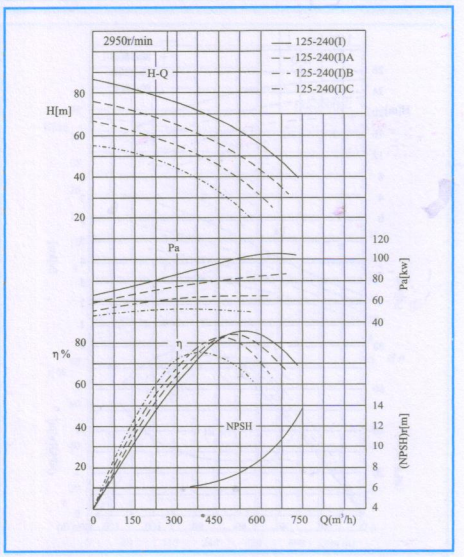
2950r/min
125-240(I)
125-240(I)A
125-240(I)B
125-240(I)C
H-Q
Pa
η
NPSH
H[m]
Pa[kw]
η %
(NPSH)r[m]
Q(m³/h)

性能曲线图

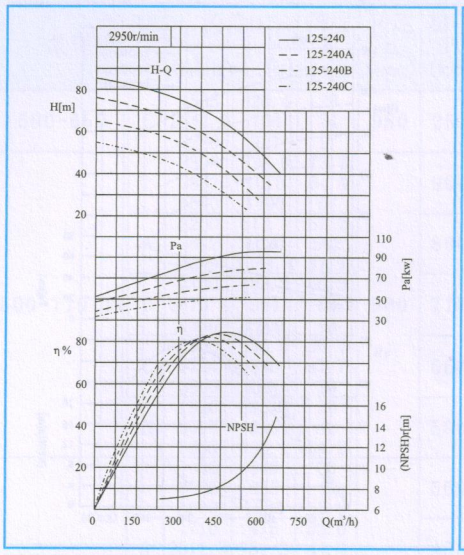
2950r/min
125-240
125-240A
125-240B
125-240C
H-Q
H[m]
Pa
η
NPSH
η %
Pa[kw]
(NPSH)r[m]
Q(m³/h)

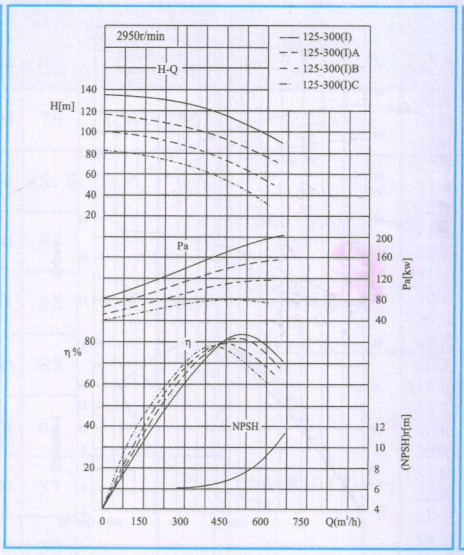
2950r/min
125-300(I)
125-300(I)A
125-300(I)B
125-300(I)C
H-Q
H[m]
Pa
η
NPSH
η %
Pa[kw]
(NPSH)r[m]
Q(m³/h)

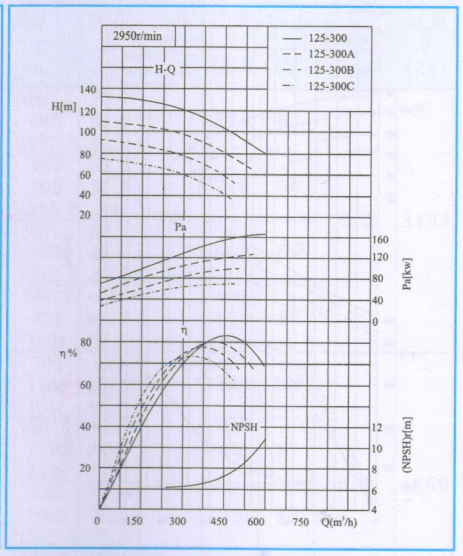
2950r/min
125-300
125-300A
125-300B
125-300C
H-Q
H[m]
Pa
η
NPSH
η %
Pa[kw]
(NPSH)r[m]
Q(m³/h)

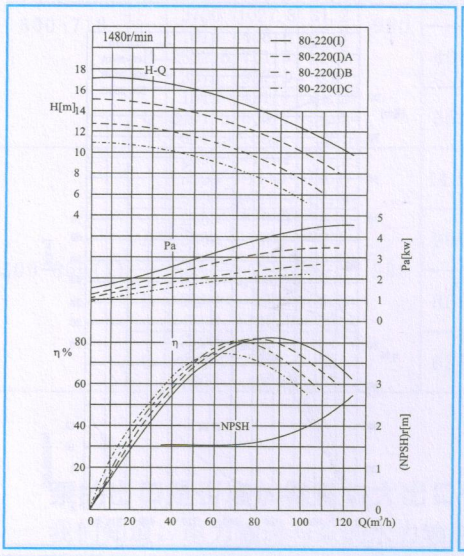
1480r/min
80-220(I)
80-220(I)A
80-220(I)B
80-220(I)C
H-Q
H[m]
Pa
η
NPSH
η %
Pa[kw]
(NPSH)r[m]
Q(m³/h)

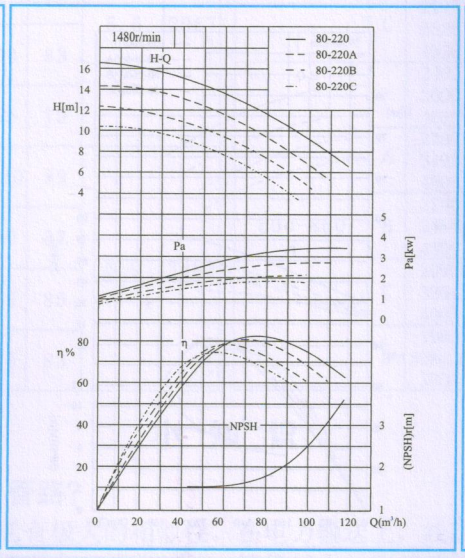
1480r/min
80-220
80-220A
80-220B
80-220C
H-Q
H[m]
Pa
η
NPSH
η %
Pa[kw]
(NPSH)r[m]
Q(m³/h)

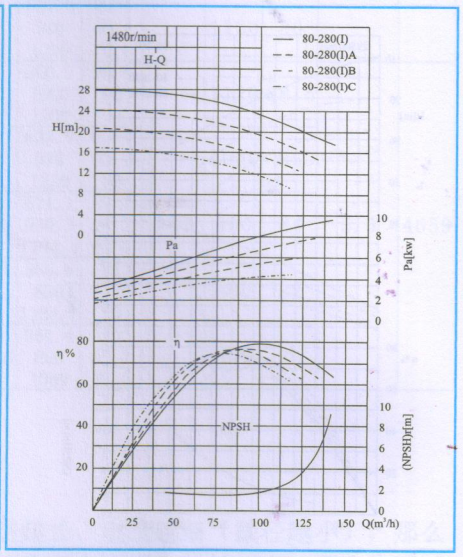
1480r/min
80-280(I)
80-280(I)A
80-280(I)B
80-280(I)C
H-Q
H[m]
Pa
η
NPSH
η %
Pa[kw]
(NPSH)r[m]
Q(m³/h)

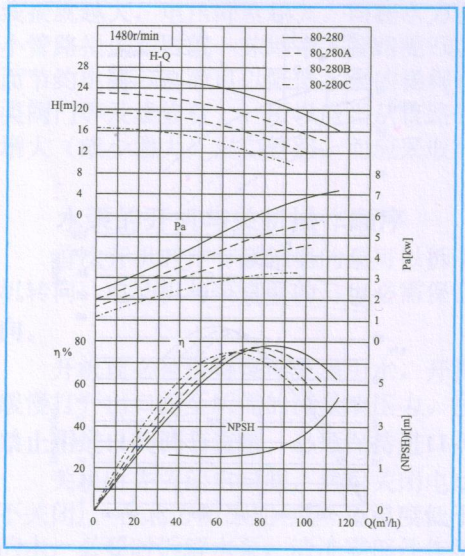
1480r/min
80-280
80-280A
80-280B
80-280C
H-Q
H[m]
Pa
η
NPSH
η %
Pa[kw]
(NPSH)r[m]
Q(m³/h)

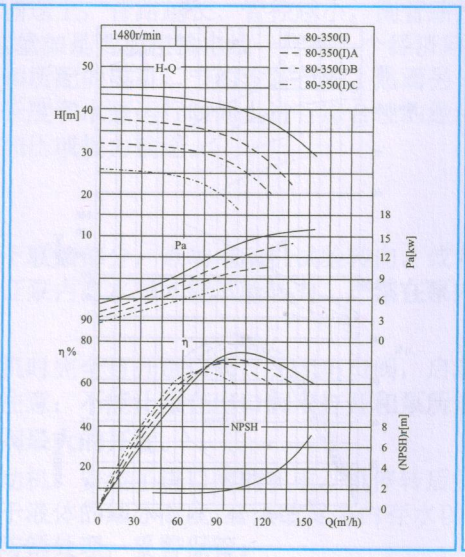
1480r/min
80-350(I)
80-350(I)A
80-350(I)B
80-350(I)C
H-Q
H[m]
Pa
η
NPSH
η %
Pa[kw]
(NPSH)r[m]
Q(m³/h)

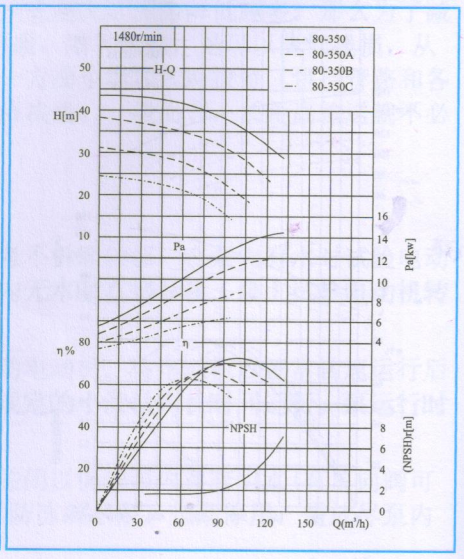
1480r/min
80-350
80-350A
80-350B
80-350C
H-Q
H[m]
Pa
η
NPSH
η %
Pa[kw]
(NPSH)r[m]
Q(m³/h)

性能曲线图

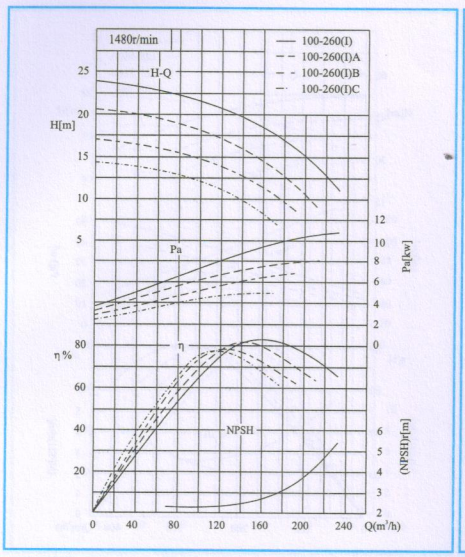
1480r/min
100-260(I)
100-260(I)A
100-260(I)B
100-260(I)C
H-Q
Pa
η
NPSH
H[m]
Pa[kw]
η %
(NPSH)r[m]
Q(m³/h)

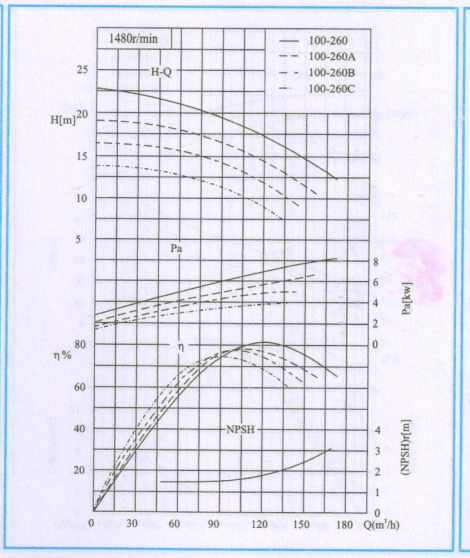
1480r/min
100-260
100-260A
100-260B
100-260C
H-Q
Pa
η
NPSH
H[m]
Pa[kw]
η %
(NPSH)r[m]
Q(m³/h)

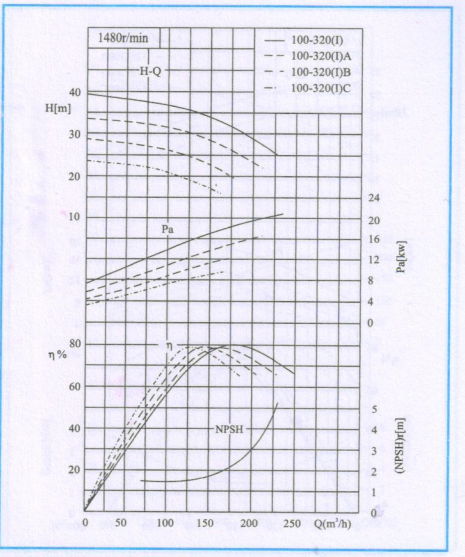
1480r/min
100-320(I)
100-320(I)A
100-320(I)B
100-320(I)C
H-Q
Pa
η
NPSH
H[m]
Pa[kw]
η %
(NPSH)r[m]
Q(m³/h)

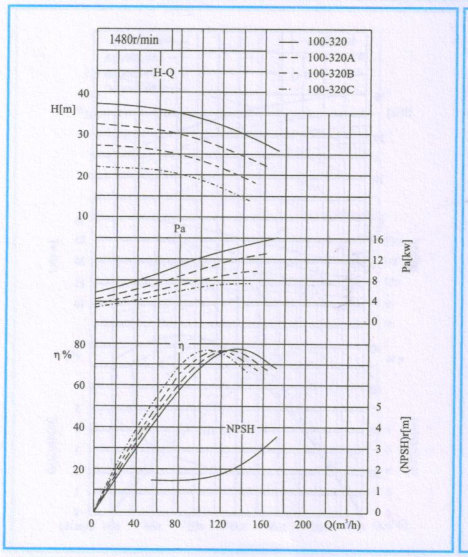
1480r/min
100-320
100-320A
100-320B
100-320C
H-Q
Pa
η
NPSH
H[m]
Pa[kw]
η %
(NPSH)r[m]
Q(m³/h)

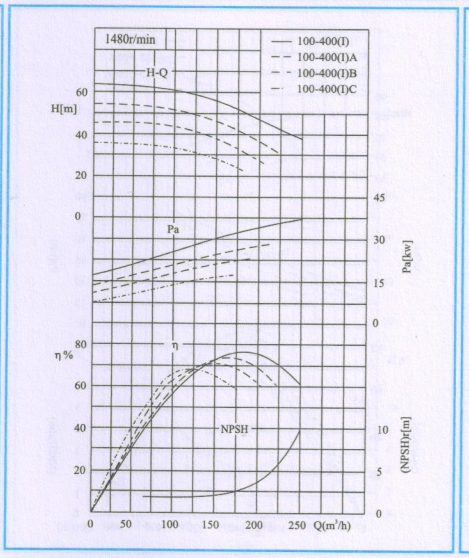
1480r/min
100-400(I)
100-400(I)A
100-400(I)B
100-400(I)C
H-Q
Pa
η
NPSH
H[m]
Pa[kw]
η %
(NPSH)r[m]
Q(m³/h)

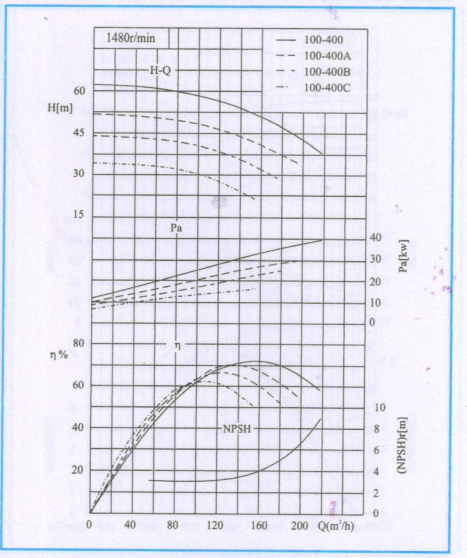
1480r/min
100-400
100-400A
100-400B
100-400C
H-Q
Pa
η
NPSH
H[m]
Pa[kw]
η %
(NPSH)r[m]
Q(m³/h)

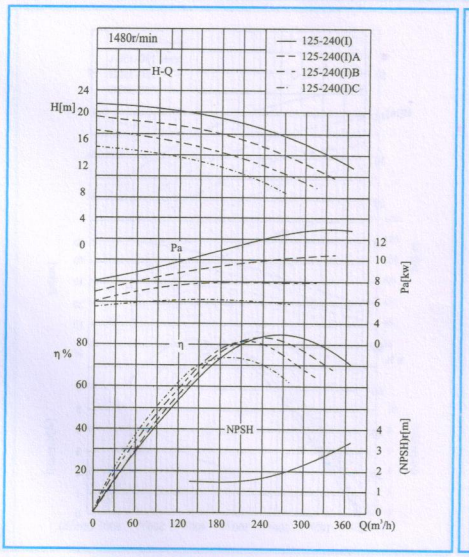
1480r/min
125-240(I)
125-240(I)A
125-240(I)B
125-240(I)C
H-Q
Pa
η
NPSH
H[m]
Pa[kw]
η %
(NPSH)r[m]
Q(m³/h)

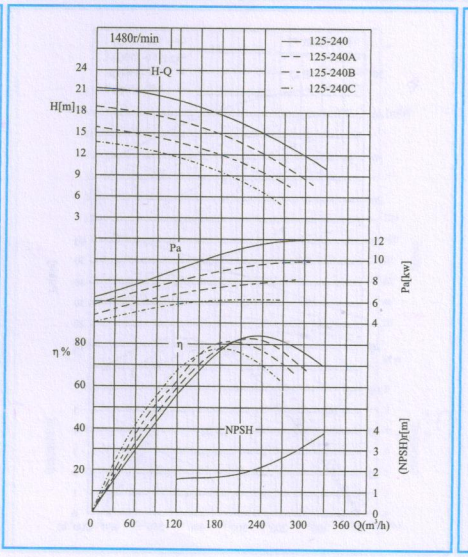
1480r/min
125-240
125-240A
125-240B
125-240C
H-Q
Pa
η
NPSH
H[m]
Pa[kw]
η %
(NPSH)r[m]
Q(m³/h)

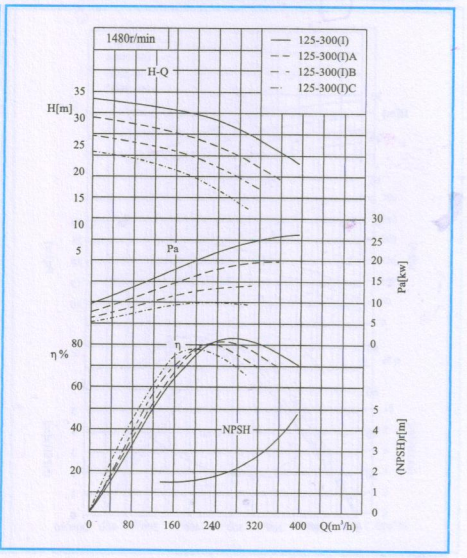
1480r/min
125-300(I)
125-300(I)A
125-300(I)B
125-300(I)C
H-Q
Pa
η
NPSH
H[m]
Pa[kw]
η %
(NPSH)r[m]
Q(m³/h)

性能曲线图

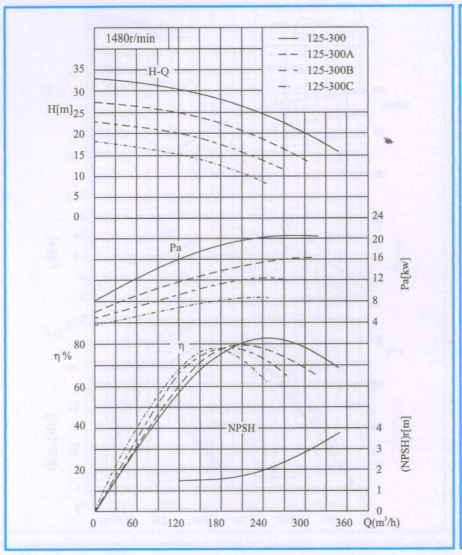
1480r/min
125-300
125-300A
125-300B
125-300C
H-Q
Pa
η
NPSH
H[m]
Pa[kw]
η%
(NPSH)r[m]
Q(m³/h)

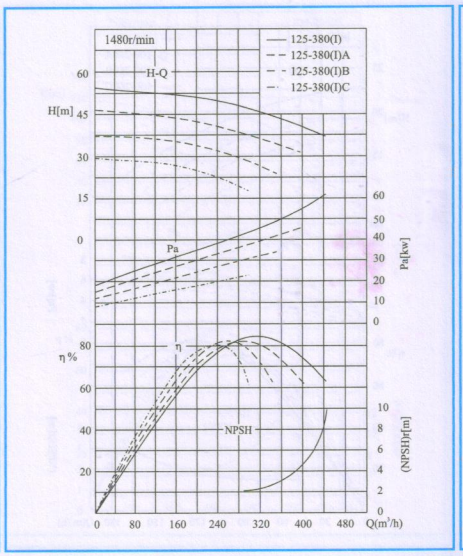
1480r/min
125-380(I)
125-380(I)A
125-380(I)B
125-380(I)C
H-Q
Pa
η
NPSH
H[m]
Pa[kw]
η%
(NPSH)r[m]
Q(m³/h)

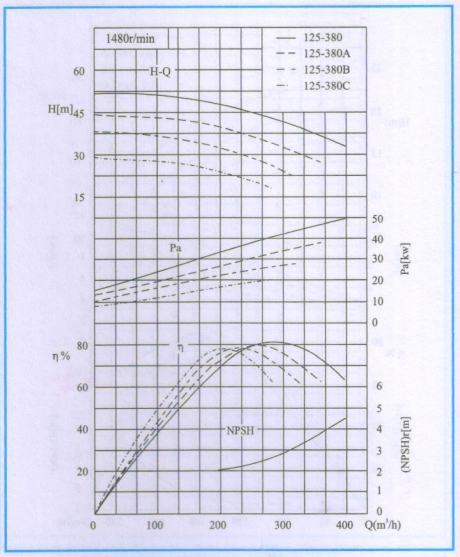
1480r/min
125-380
125-380A
125-380B
125-380C
H-Q
Pa
η
NPSH
H[m]
Pa[kw]
η%
(NPSH)r[m]
Q(m³/h)

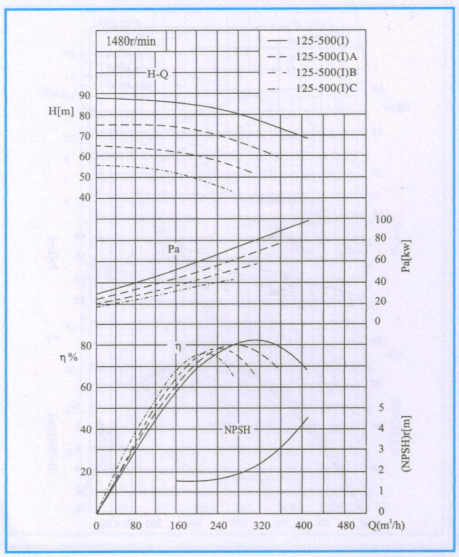
1480r/min
125-500(I)
125-500(I)A
125-500(I)B
125-500(I)C
H-Q
Pa
η
NPSH
H[m]
Pa[kw]
η%
(NPSH)r[m]
Q(m³/h)

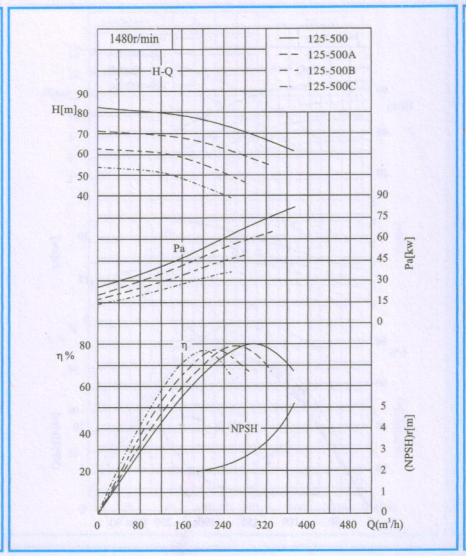
1480r/min
125-500
125-500A
125-500B
125-500C
H-Q
Pa
η
NPSH
H[m]
Pa[kw]
η%
(NPSH)r[m]
Q(m³/h)

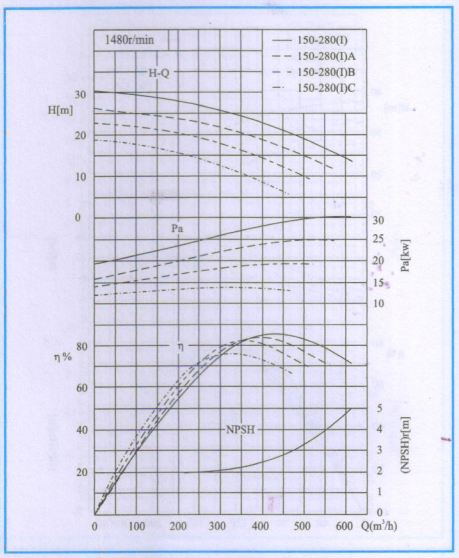
1480r/min
150-280(I)
150-280(I)A
150-280(I)B
150-280(I)C
H-Q
Pa
η
NPSH
H[m]
Pa[kw]
η%
(NPSH)r[m]
Q(m³/h)

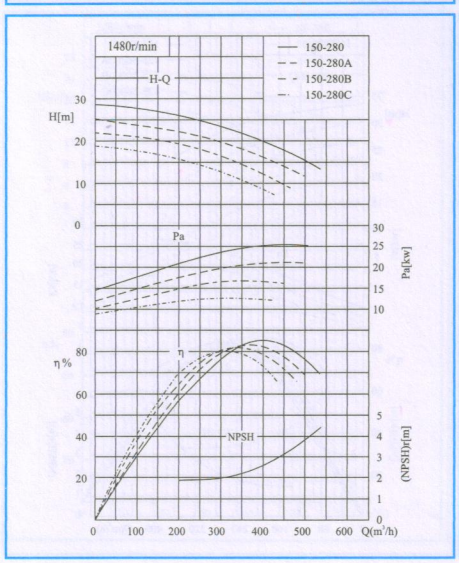
1480r/min
150-280
150-280A
150-280B
150-280C
H-Q
Pa
η
NPSH
H[m]
Pa[kw]
η%
(NPSH)r[m]
Q(m³/h)

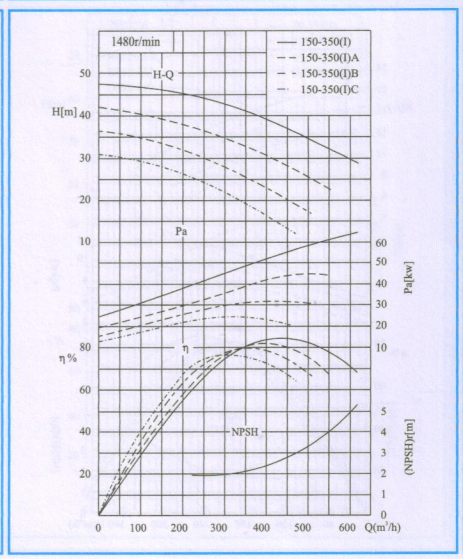
1480r/min
150-350(I)
150-350(I)A
150-350(I)B
150-350(I)C
H-Q
Pa
η
NPSH
H[m]
Pa[kw]
η%
(NPSH)r[m]
Q(m³/h)

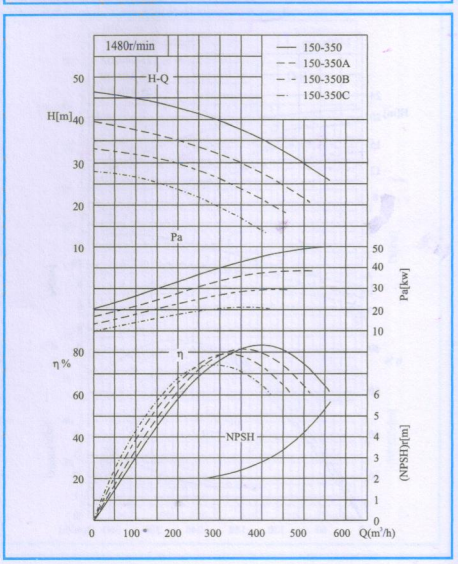
1480r/min
150-350
150-350A
150-350B
150-350C
H-Q
Pa
η
NPSH
H[m]
Pa[kw]
η%
(NPSH)r[m]
Q(m³/h)

性能曲线图

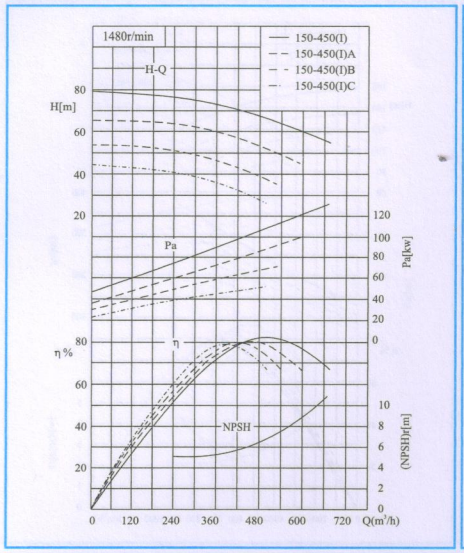
1480r/min
150-450(I)
150-450(I)A
150-450(I)B
150-450(I)C
H-Q
H[m]
Pa
Pa[kw]
η
η %
NPSH
(NPSH)r[m]
Q(m³/h)

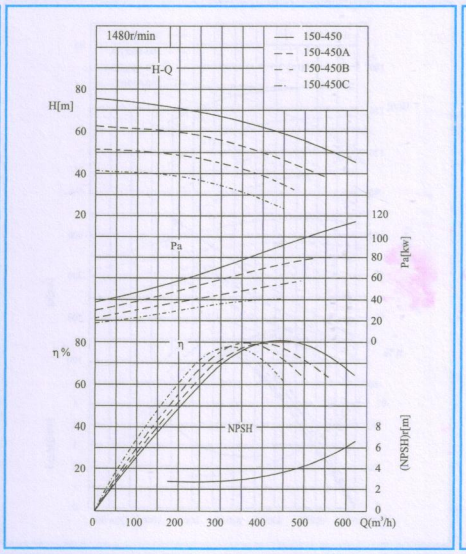
1480r/min
150-450
150-450A
150-450B
150-450C
H-Q
H[m]
Pa
Pa[kw]
η
η %
NPSH
(NPSH)r[m]
Q(m³/h)

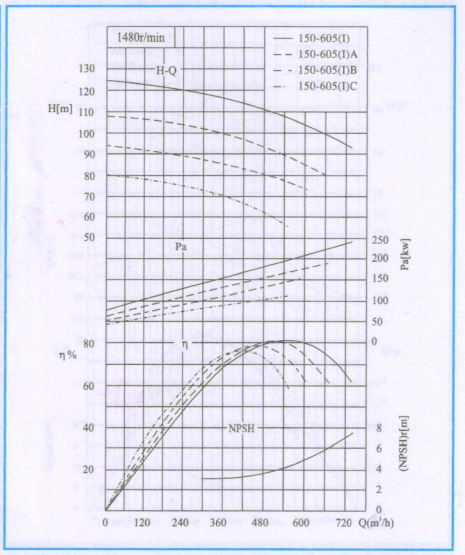
1480r/min
150-605(I)
150-605(I)A
150-605(I)B
150-605(I)C
H-Q
H[m]
Pa
Pa[kw]
η
η %
NPSH
(NPSH)r[m]
Q(m³/h)

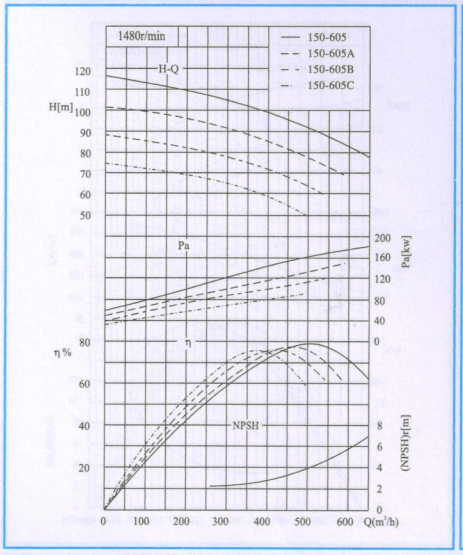
1480r/min
150-605
150-605A
150-605B
150-605C
H-Q
H[m]
Pa
Pa[kw]
η
η %
NPSH
(NPSH)r[m]
Q(m³/h)

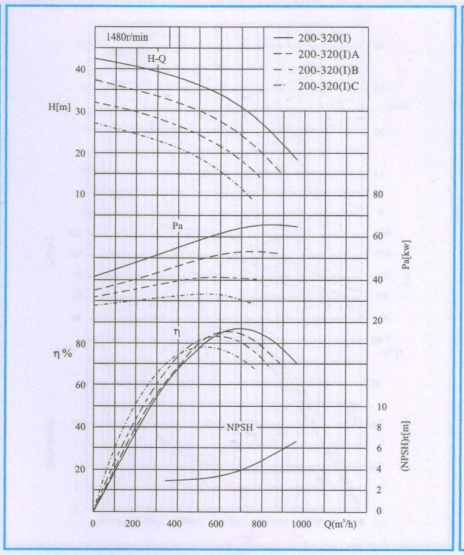
1480r/min
200-320(I)
200-320(I)A
200-320(I)B
200-320(I)C
H-Q
H[m]
Pa
Pa[kw]
η
η %
NPSH
(NPSH)r[m]
Q(m³/h)

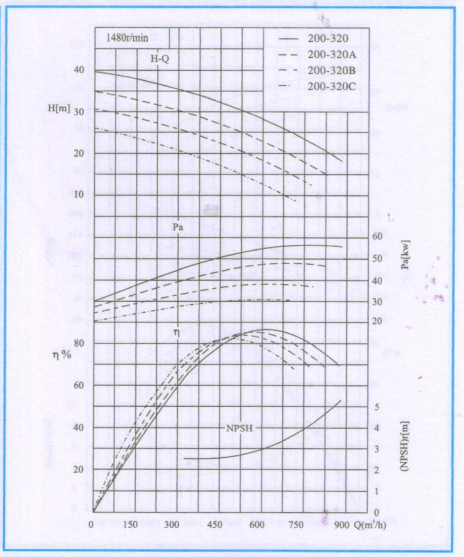
1480r/min
200-320
200-320A
200-320B
200-320C
H-Q
H[m]
Pa
Pa[kw]
η
η %
NPSH
(NPSH)r[m]
Q(m³/h)

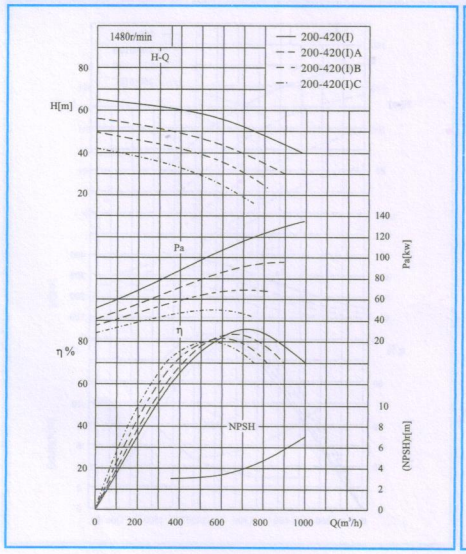
1480r/min
200-420(I)
200-420(I)A
200-420(I)B
200-420(I)C
H-Q
H[m]
Pa
Pa[kw]
η
η %
NPSH
(NPSH)r[m]
Q(m³/h)

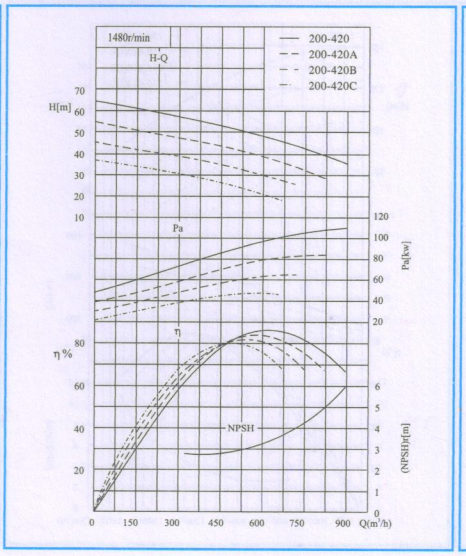
1480r/min
200-420
200-420A
200-420B
200-420C
H-Q
H[m]
Pa
Pa[kw]
η
η %
NPSH
(NPSH)r[m]
Q(m³/h)

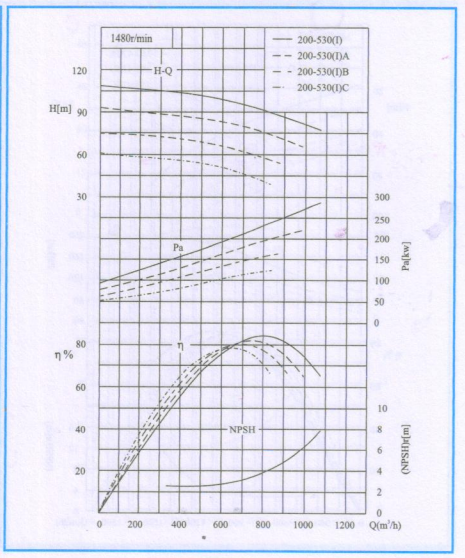
1480r/min
200-530(I)
200-530(I)A
200-530(I)B
200-530(I)C
H-Q
H[m]
Pa
Pa[kw]
η
η %
NPSH
(NPSH)r[m]
Q(m³/h)

性能曲线图

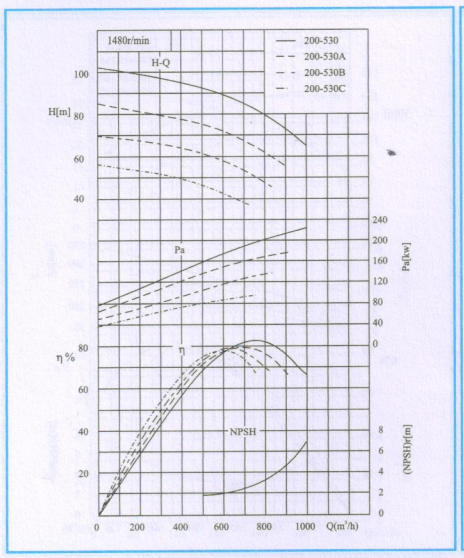
1480r/min
200-530
200-530A
200-530B
200-530C
H-Q
H[m]
Pa
Pa[kw]
η
η %
NPSH
(NPSH)r[m]
Q(m³/h)

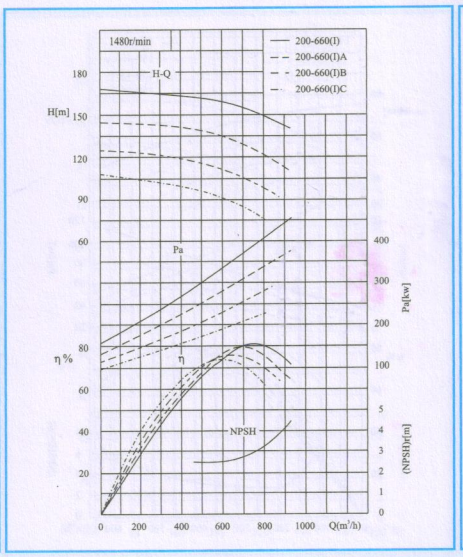
1480r/min
200-660(I)
200-660(I)A
200-660(I)B
200-660(I)C
H-Q
H[m]
Pa
Pa[kw]
η
η %
NPSH
(NPSH)r[m]
Q(m³/h)

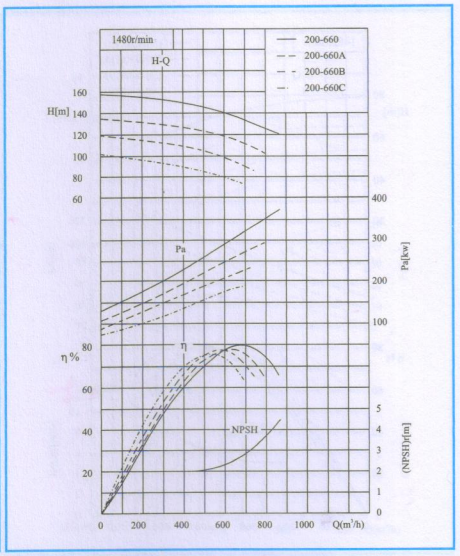
1480r/min
200-660
200-660A
200-660B
200-660C
H-Q
H[m]
Pa
Pa[kw]
η
η %
NPSH
(NPSH)r[m]
Q(m³/h)

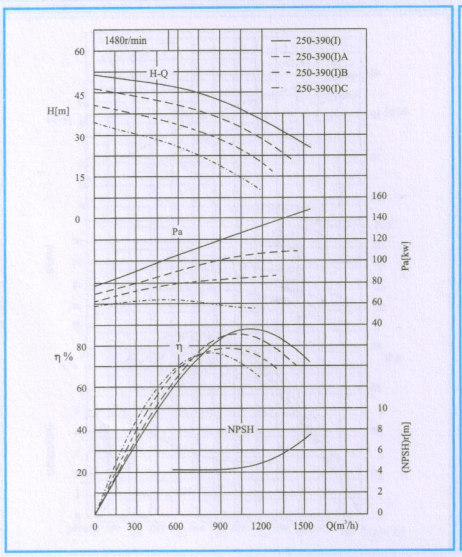
1480r/min
250-390(I)
250-390(I)A
250-390(I)B
250-390(I)C
H-Q
H[m]
Pa
Pa[kw]
η
η %
NPSH
(NPSH)r[m]
Q(m³/h)

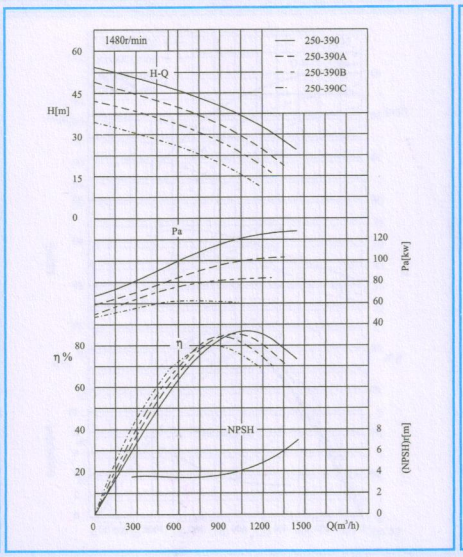
1480r/min
250-390
250-390A
250-390B
250-390C
H-Q
H[m]
Pa
Pa[kw]
η
η %
NPSH
(NPSH)r[m]
Q(m³/h)

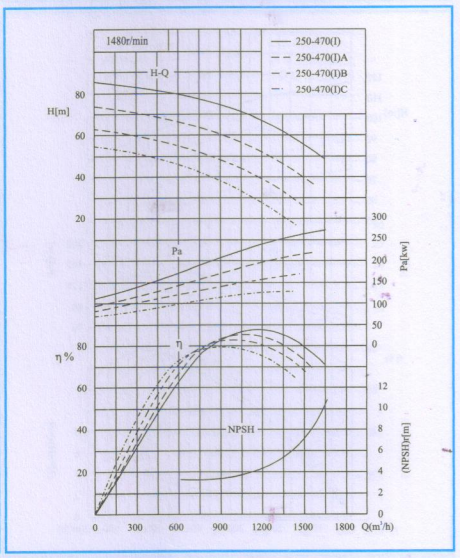
1480r/min
250-470(I)
250-470(I)A
250-470(I)B
250-470(I)C
H-Q
H[m]
Pa
Pa[kw]
η
η %
NPSH
(NPSH)r[m]
Q(m³/h)

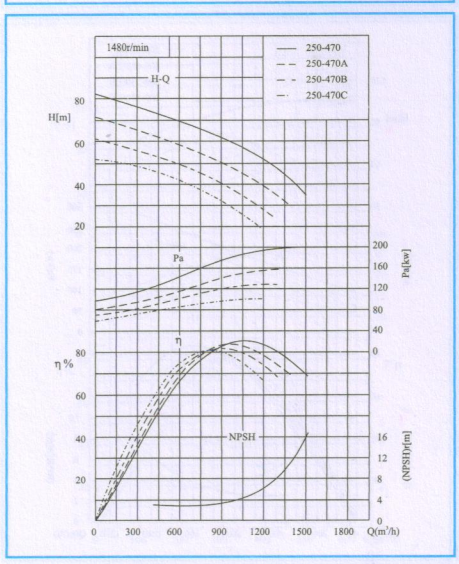
1480r/min
250-470
250-470A
250-470B
250-470C
H-Q
H[m]
Pa
Pa[kw]
η
η %
NPSH
(NPSH)r[m]
Q(m³/h)

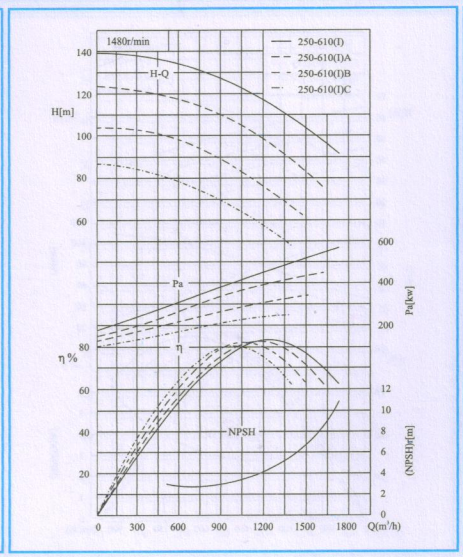
1480r/min
250-610(I)
250-610(I)A
250-610(I)B
250-610(I)C
H-Q
H[m]
Pa
Pa[kw]
η
η %
NPSH
(NPSH)r[m]
Q(m³/h)

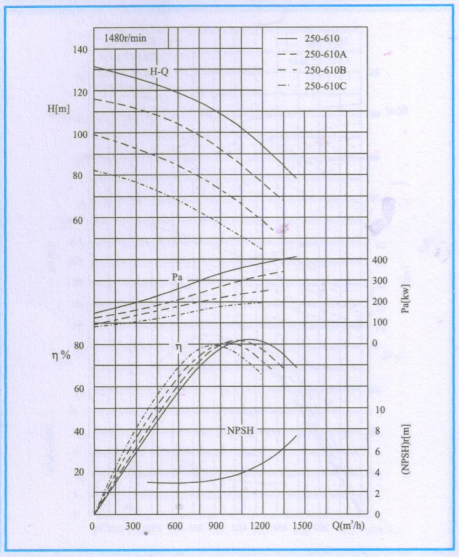
1480r/min
250-610
250-610A
250-610B
250-610C
H-Q
H[m]
Pa
Pa[kw]
η
η %
NPSH
(NPSH)r[m]
Q(m³/h)

性能曲线图

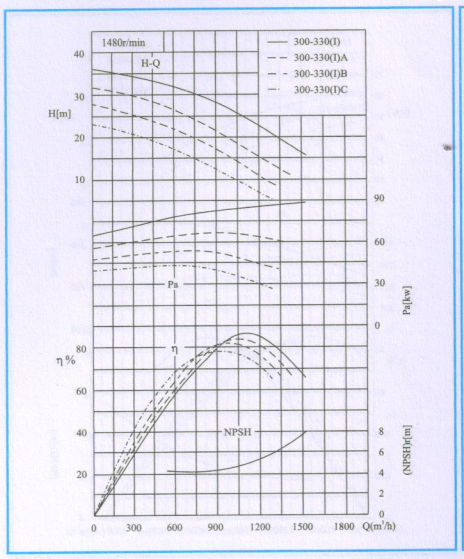
1480r/min
300-330(I)
300-330(I)A
300-330(I)B
300-330(I)C
H-Q
Pa
η
NPSH
H[m]
Pa[kw]
η %
(NPSHr[m])
Q(m³/h)

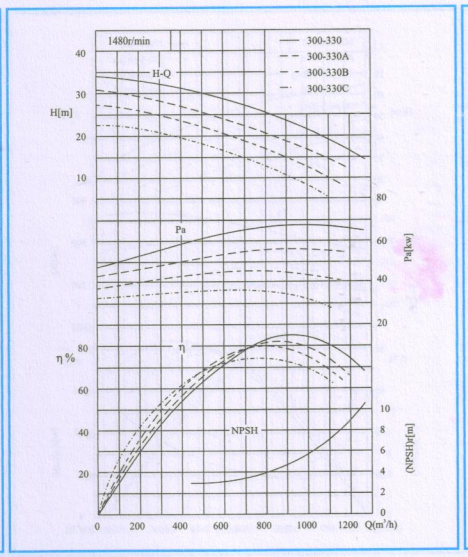
1480r/min
300-330
300-330A
300-330B
300-330C
H-Q
Pa
η
NPSH
H[m]
Pa[kw]
η %
(NPSHr[m])
Q(m³/h)

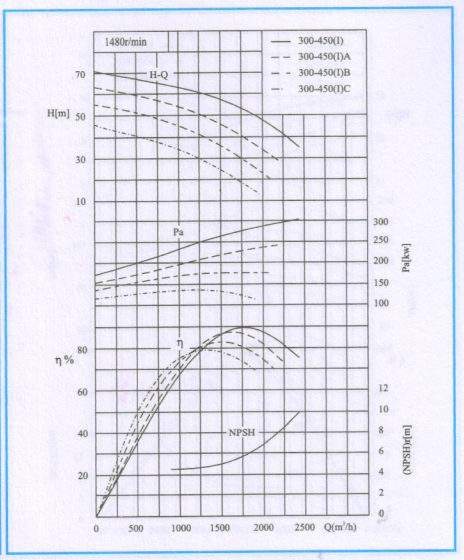
1480r/min
300-450(I)
300-450(I)A
300-450(I)B
300-450(I)C
H-Q
Pa
η
NPSH
H[m]
Pa[kw]
η %
(NPSHr[m])
Q(m³/h)

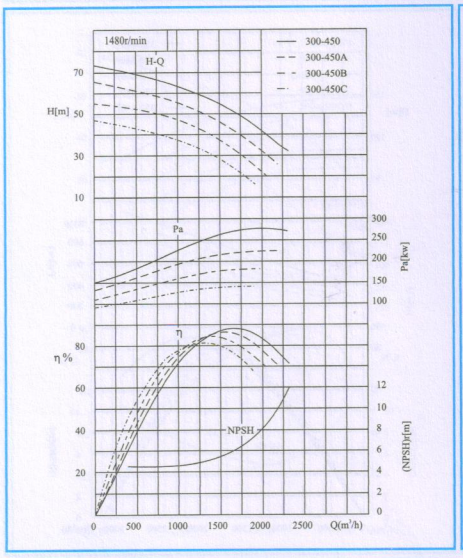
1480r/min
300-450
300-450A
300-450B
300-450C
H-Q
Pa
η
NPSH
H[m]
Pa[kw]
η %
(NPSHr[m])
Q(m³/h)

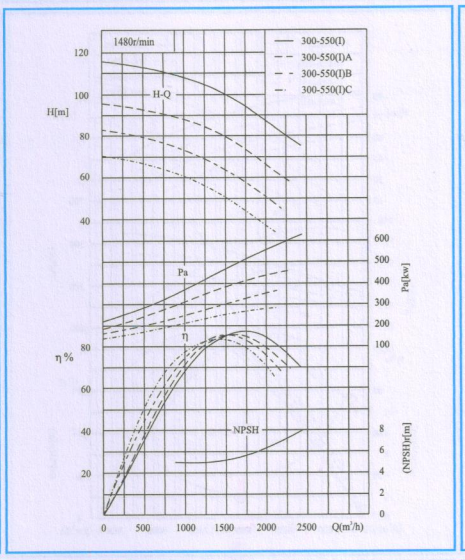
1480r/min
300-550(I)
300-550(I)A
300-550(I)B
300-550(I)C
H-Q
Pa
η
NPSH
H[m]
Pa[kw]
η %
(NPSHr[m])
Q(m³/h)

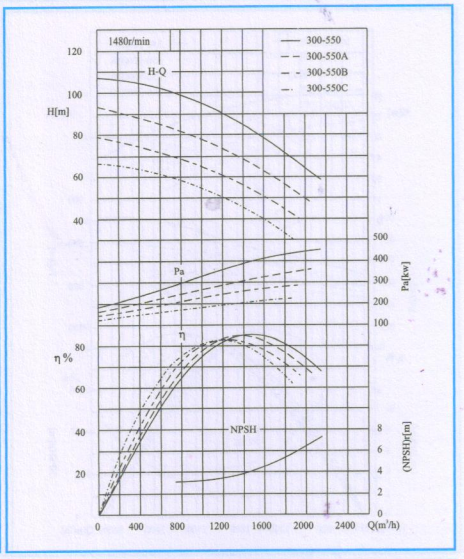
1480r/min
300-550
300-550A
300-550B
300-550C
H-Q
Pa
η
NPSH
H[m]
Pa[kw]
η %
(NPSHr[m])
Q(m³/h)

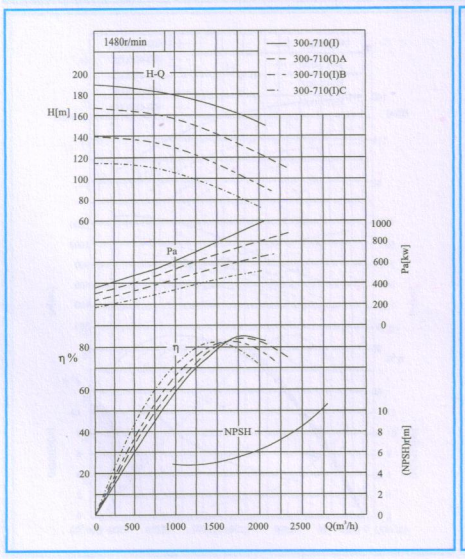
1480r/min
300-710(I)
300-710(I)A
300-710(I)B
300-710(I)C
H-Q
Pa
η
NPSH
H[m]
Pa[kw]
η %
(NPSHr[m])
Q(m³/h)

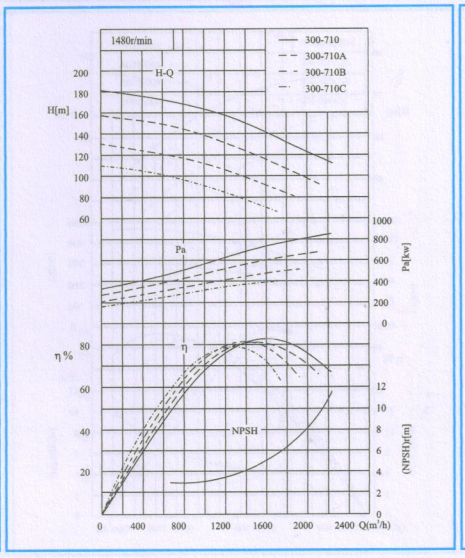
1480r/min
300-710
300-710A
300-710B
300-710C
H-Q
Pa
η
NPSH
H[m]
Pa[kw]
η %
(NPSHr[m])
Q(m³/h)

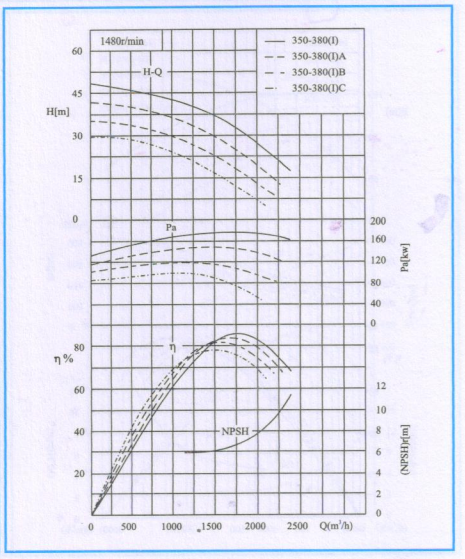
1480r/min
350-380(I)
350-380(I)A
350-380(I)B
350-380(I)C
H-Q
Pa
η
NPSH
H[m]
Pa[kw]
η %
(NPSHr[m])
Q(m³/h)

性能曲线图

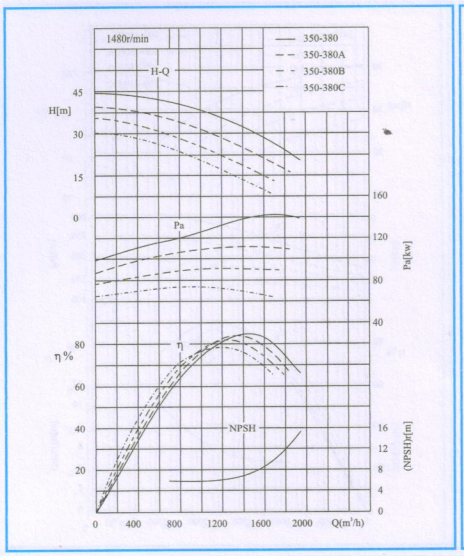
1480r/min
350-380
350-380A
350-380B
350-380C
H-Q
H[m]
Pa
Pa[kw]
η
η %
NPSH
(NPSH)r[m]
Q(m³/h)

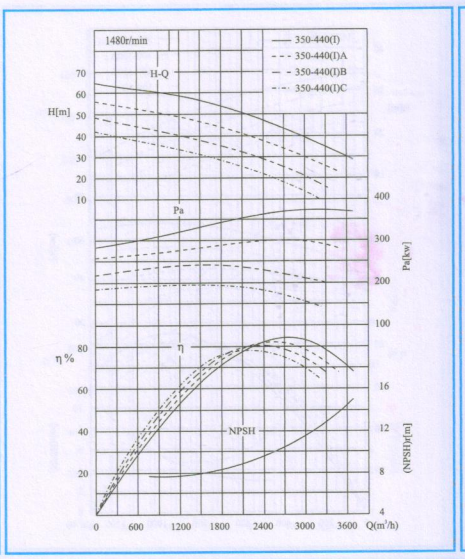
1480r/min
350-440(I)
350-440(I)A
350-440(I)B
350-440(I)C
H-Q
H[m]
Pa
Pa[kw]
η
η %
NPSH
(NPSH)r[m]
Q(m³/h)

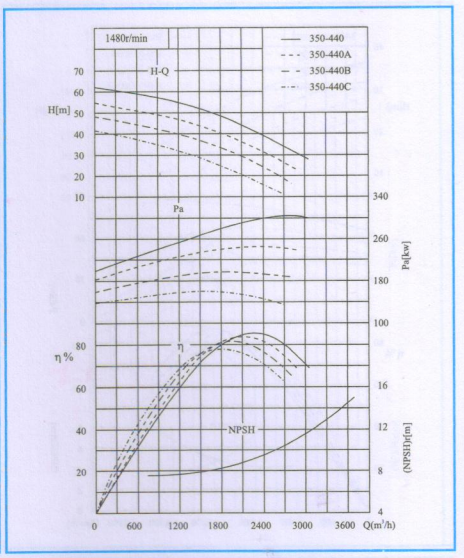
1480r/min
350-440
350-440A
350-440B
350-440C
H-Q
H[m]
Pa
Pa[kw]
η
η %
NPSH
(NPSH)r[m]
Q(m³/h)

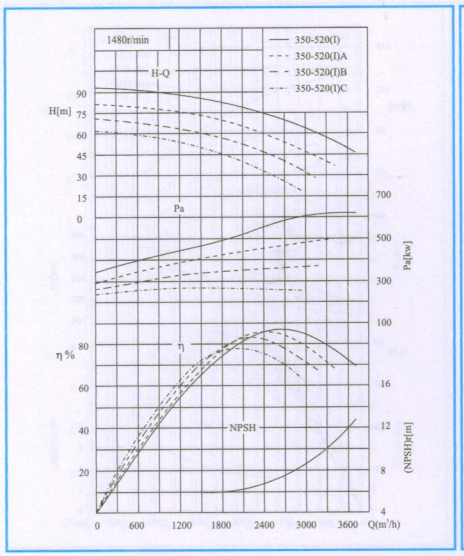
1480r/min
350-520(I)
350-520(I)A
350-520(I)B
350-520(I)C
H-Q
H[m]
Pa
Pa[kw]
η
η %
NPSH
(NPSH)r[m]
Q(m³/h)

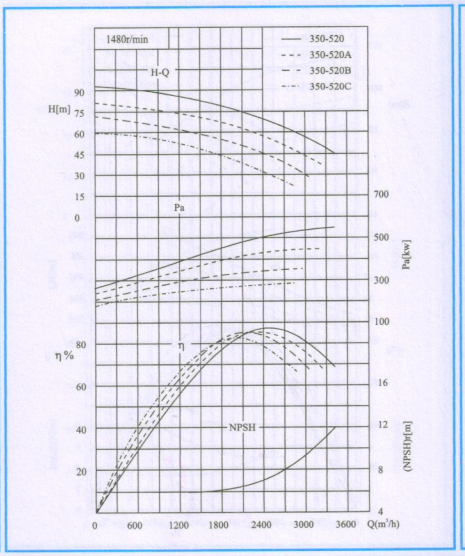
1480r/min
350-520
350-520A
350-520B
350-520C
H-Q
H[m]
Pa
Pa[kw]
η
η %
NPSH
(NPSH)r[m]
Q(m³/h)

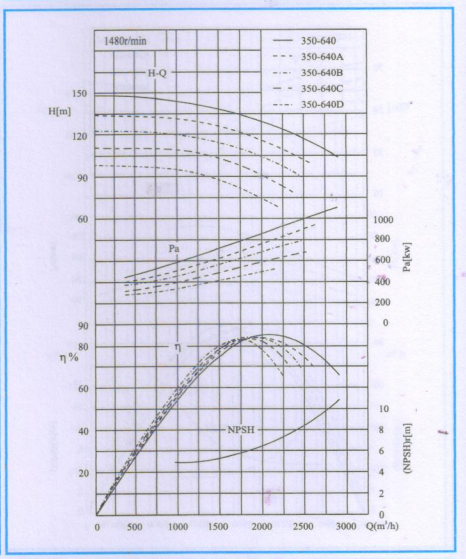
1480r/min
350-640
350-640A
350-640B
350-640C
350-640D
H-Q
H[m]
Pa
Pa[kw]
η
η %
NPSH
(NPSH)r[m]
Q(m³/h)

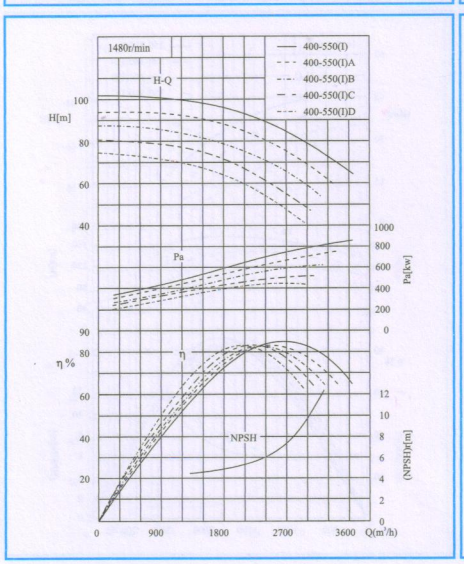
1480r/min
400-550(I)
400-550(I)A
400-550(I)B
400-550(I)C
400-550(I)D
H-Q
H[m]
Pa
Pa[kw]
η
η %
NPSH
(NPSH)r[m]
Q(m³/h)

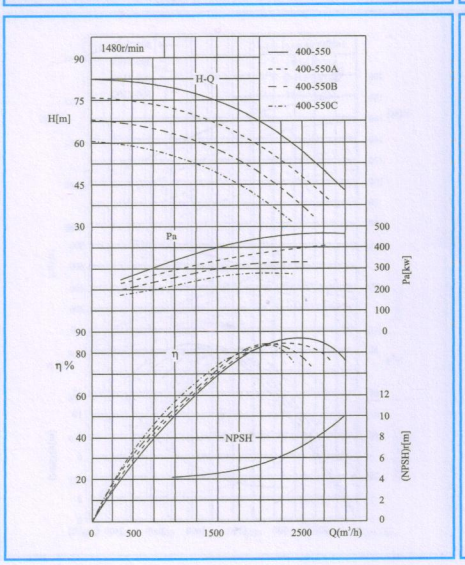
1480r/min
400-550
400-550A
400-550B
400-550C
H-Q
H[m]
Pa
Pa[kw]
η
η %
NPSH
(NPSH)r[m]
Q(m³/h)

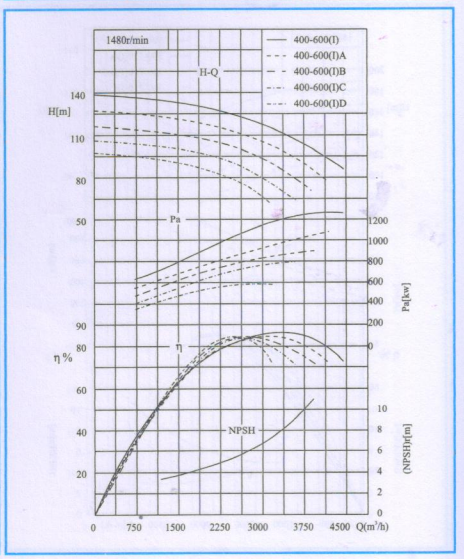
1480r/min
400-600(I)
400-600(I)A
400-600(I)B
400-600(I)C
400-600(I)D
H-Q
H[m]
Pa
Pa[kw]
η
η %
NPSH
(NPSH)r[m]
Q(m³/h)

性能曲线图

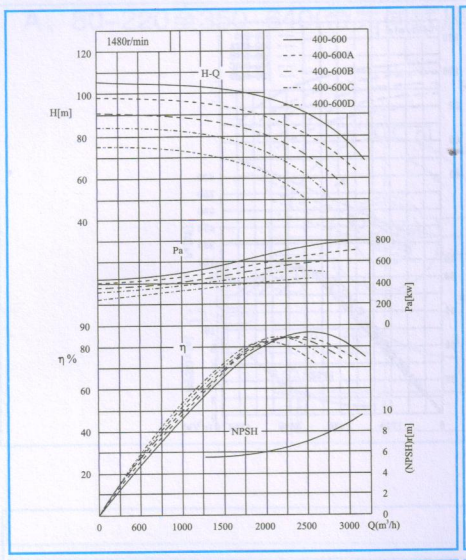
1480r/min
400-600
400-600A
400-600B
400-600C
400-600D
H-Q
Pa
η
NPSH
H[m]
Pa[kw]
η %
(NPSH)r[m]
Q(m³/h)

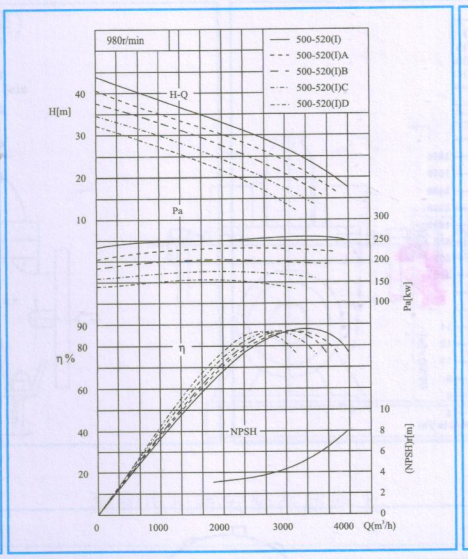
980r/min
500-520(I)
500-520(I)A
500-520(I)B
500-520(I)C
500-520(I)D
H-Q
Pa
η
NPSH
H[m]
Pa[kw]
η %
(NPSH)r[m]
Q(m³/h)

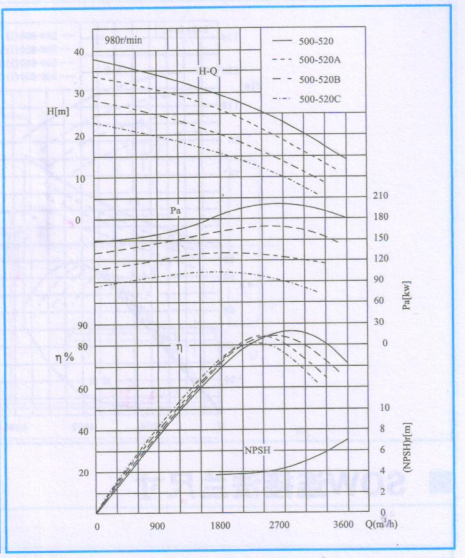
980r/min
500-520
500-520A
500-520B
500-520C
H-Q
Pa
η
NPSH
H[m]
Pa[kw]
η %
(NPSH)r[m]
Q(m³/h)

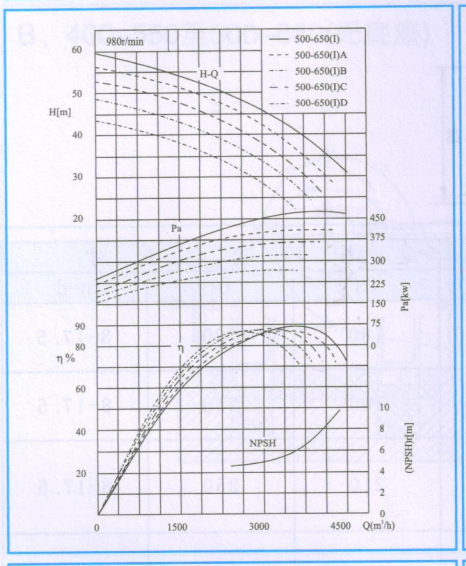
980r/min
500-650(I)
500-650(I)A
500-650(I)B
500-650(I)C
500-650(I)D
H-Q
Pa
η
NPSH
H[m]
Pa[kw]
η %
(NPSH)r[m]
Q(m³/h)

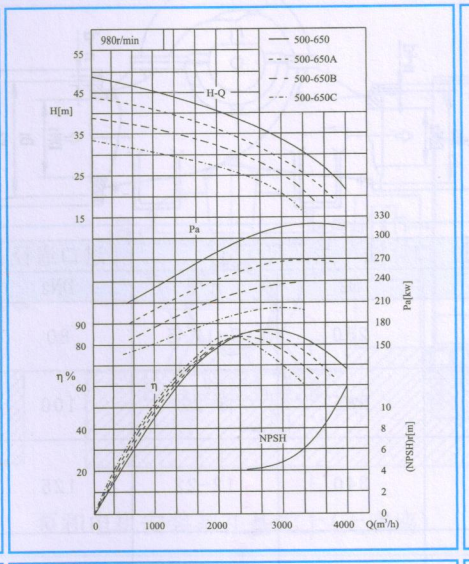
980r/min
500-650
500-650A
500-650B
500-650C
H-Q
Pa
η
NPSH
H[m]
Pa[kw]
η %
(NPSH)r[m]
Q(m³/h)

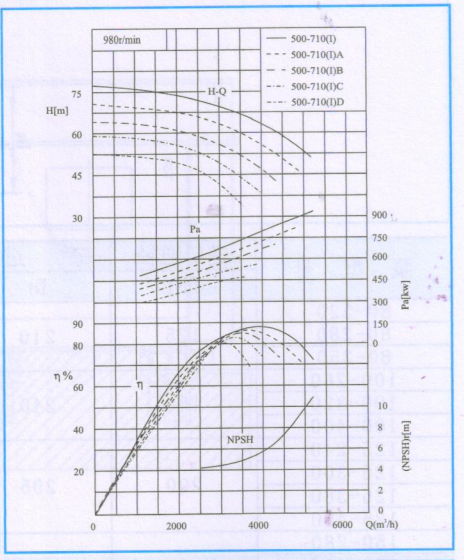
980r/min
500-710(I)
500-710(I)A
500-710(I)B
500-710(I)C
500-710(I)D
H-Q
Pa
η
NPSH
H[m]
Pa[kw]
η %
(NPSH)r[m]
Q(m³/h)

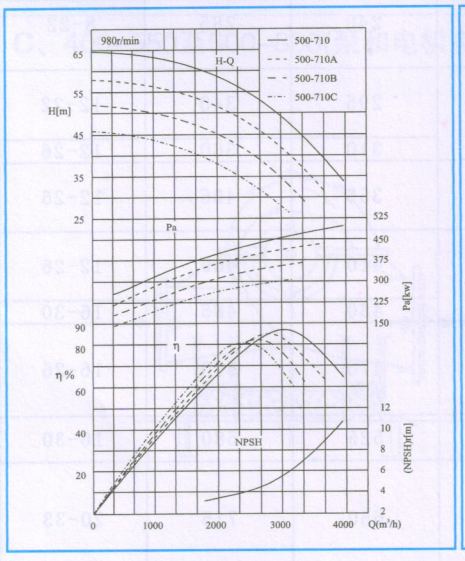
980r/min
500-710
500-710A
500-710B
500-710C
H-Q
Pa
η
NPSH
H[m]
Pa[kw]
η %
(NPSH)r[m]
Q(m³/h)

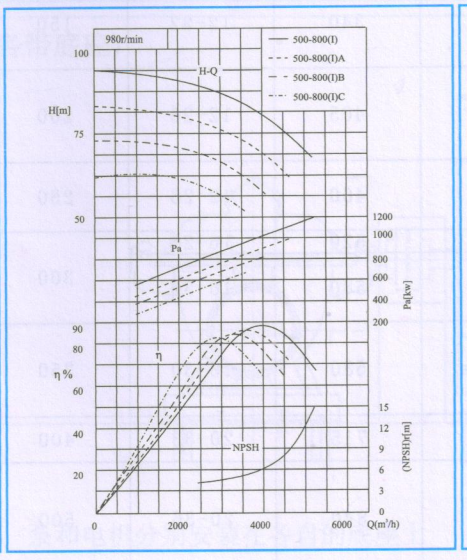
980r/min
500-800(I)
500-800(I)A
500-800(I)B
500-800(I)C
H-Q
Pa
η
NPSH
H[m]
Pa[kw]
η %
(NPSH)r[m]
Q(m³/h)

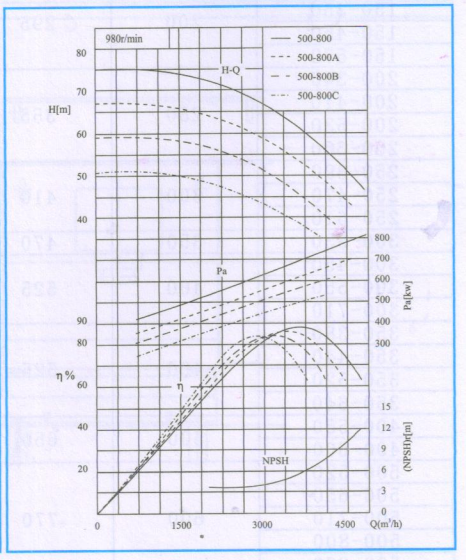
980r/min
500-800
500-800A
500-800B
500-800C
H-Q
Pa
η
NPSH
H[m]
Pa[kw]
η %
(NPSH)r[m]
Q(m³/h)

SOW 单级双吸水平中开蜗壳式离心泵

SOW Single-stage Double-sucked Horizontal Split Helicoid Centrifugal Pump

性能曲线图

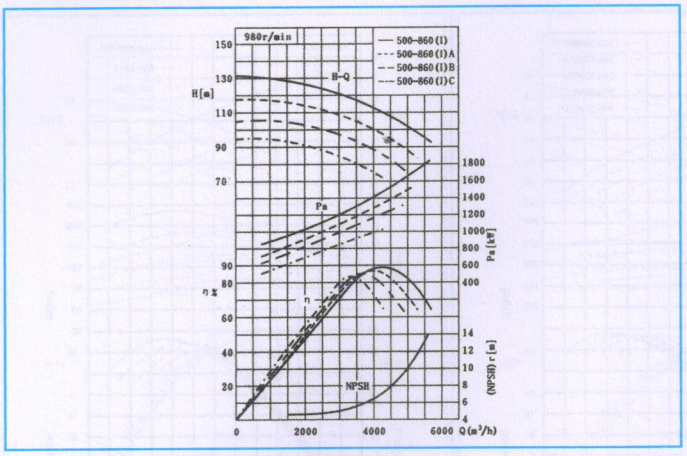

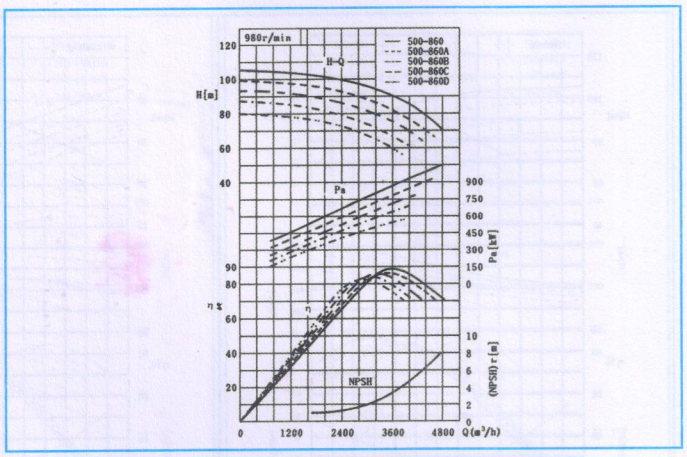

SOW连接法兰尺寸

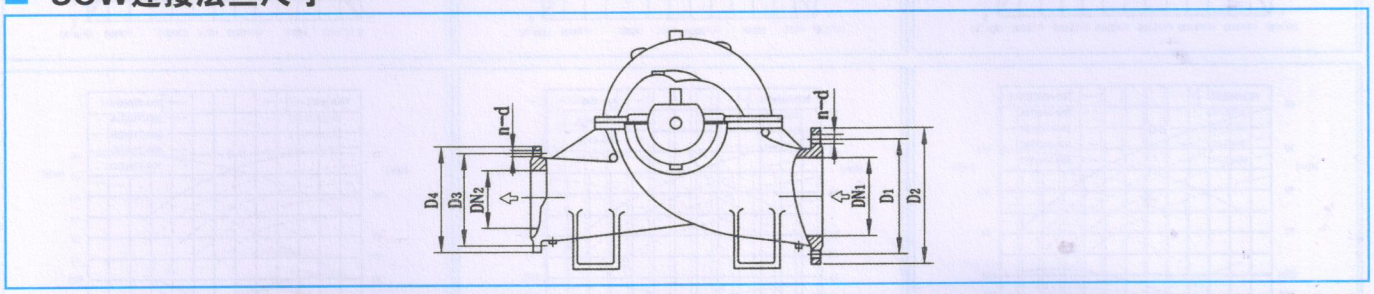

泵型号	进口通径	进口法兰尺寸			进口通径	出口法兰尺寸		
	DN1	D1	D2	n-d	DN2	D3	D4	n-d
80-220	125	210	250	8-17.5	80	160	200	8-17.5
80-280								
80-350								
100-260	150	240	285	8-22	100	180	220	8-17.5
100-320								
100-400								
125-240	200	295	340	12-22	125	210	250	8-17.5
125-300								
125-380								
125-480								
150-280	200	295	340	12-22	150	240	285	8-22
150-350								
150-450								
150-570								
200-340	250	355	405	12-26	200	295	340	12-22
200-410								
200-530								
200-660						310	360	12-26
250-390	300	410	460	12-26	250	355	405	12-26
250-470								
250-610								
300-330	350	470	520	16-26	300	410	460	12-26
300-450	400	525	580	16-30				
300-550								
300-710						430	485	16-30
350-380	400	525	580	16-30	350	470	520	16-26
350-440								
350-520								
350-640								
400-550	500	650	715	20-33	400	525	580	16-30
400-600								
500-520	600	770	840	20-36	500	650	715	20-33
500-650								
500-710								
500-800								
500-860								

安装形式

A、80-220至350-640(带共同底座)

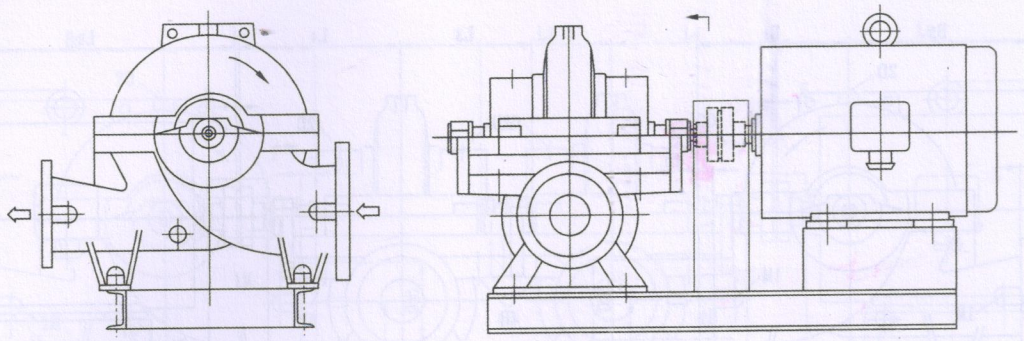

泵和电机都安装在底座上

B、400-550至500-860(无底座)

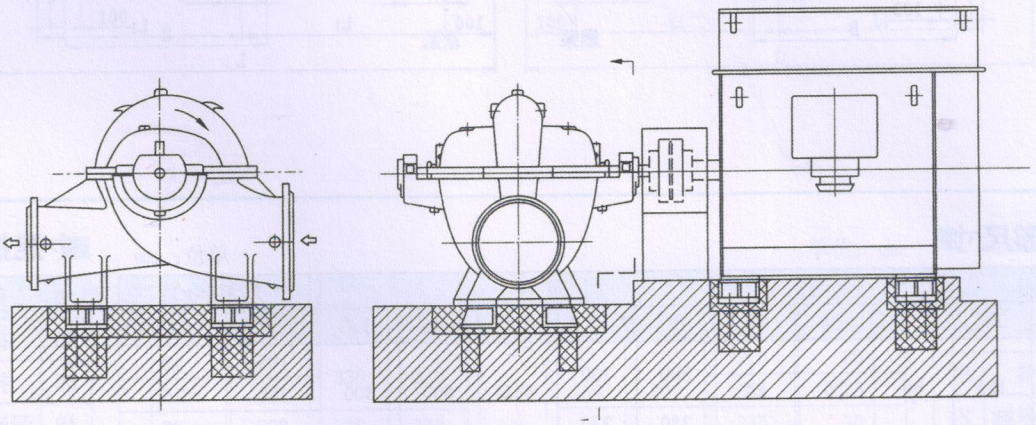

泵和电机安装都在基础上(无底座)

C、400-550至500-860(泵和电机各带底座)

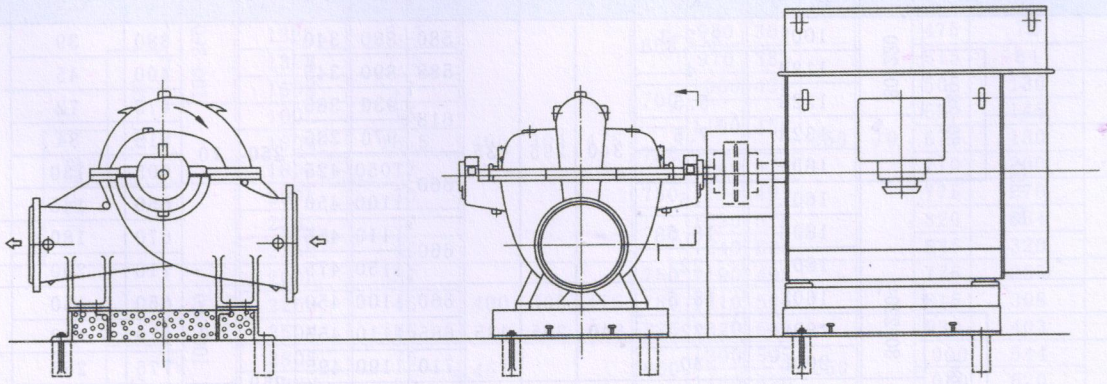

泵和电机分别安装在各自的底座上

安装尺寸

80-220至80-350(带共同底座)

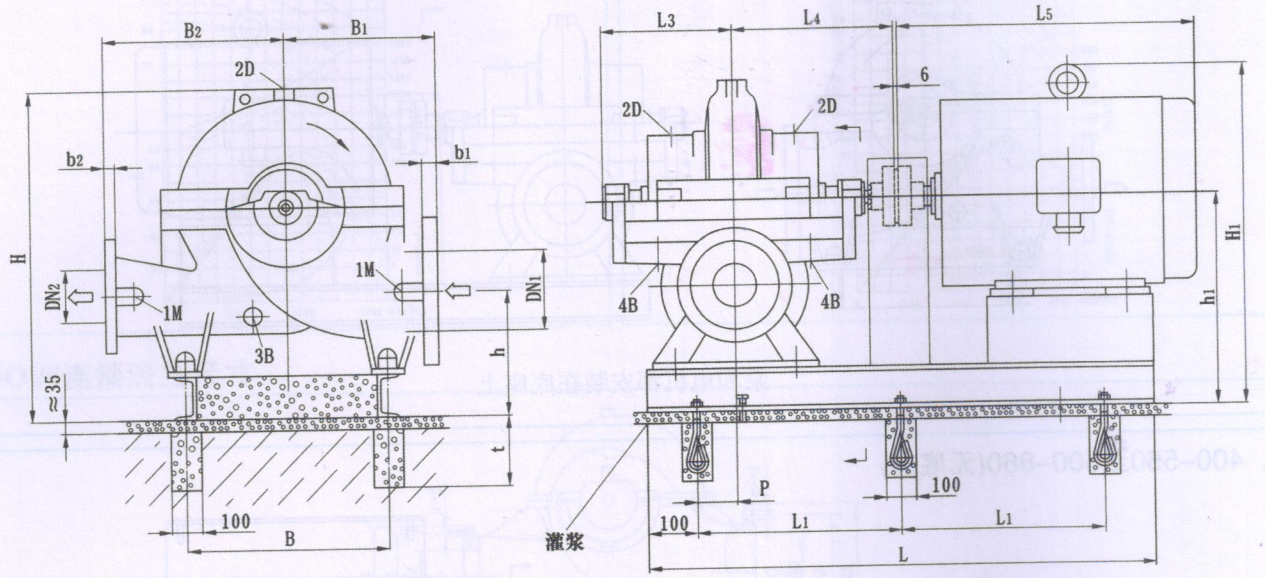

主要外形尺寸

单位：mm

泵型号	法兰尺寸				泵尺寸					重量(kg)	
	DN1	DN2	b1	b2	B1	B2	L4	H≤	L3	泵	含水量
80-220	125	80	26	24	300	300	415	600	300	185	10
80-280										195	15
80-350					330	330				205	20

连接螺纹尺寸

1M	压力表	R1/2
2D	排气孔	R1/2
3B	排水孔	R1/2
4B	漏液排出孔	R3/4

电机尺寸(Y型电机)及安装尺寸

单位：mm

电机级数	泵型号	电机型号	电机功率(kW)	B	h	h1	H1	L	L1	t	P	L5	电机重量(kg)	底座参考重量(kg)
4极	80-220	100L	2.2-3	340	295	435	580	880	340	250	70	380	39	70
		112M	4				588	890	345			400	45	
		132S	5.5				618	930	365			475	72	80
	80-280	132M	7.5					970	385			515	84	
		160M	11				660	1050	425			605	130	
	80-350	160L	15					1100	450			650	145	
		180M	18.5				660	1110	455			670	180	110
		180L	22					1150	475			710	200	
2极	80-220	160L	18.5	340	295	435	660	1100	450	250	70	650	150	70
		180M	22				685	1110	455			670	182	
		200L	30				710	1190	495			775	255	100
	80-280	225M	45	356	320	460	765	1230	515		85	815	308	
		250M	55	406			785	1320	560			930	403	110
		280S	75	457			820	1390	595			1000	544	140

安装尺寸

100-260至100-400(带共同底座)

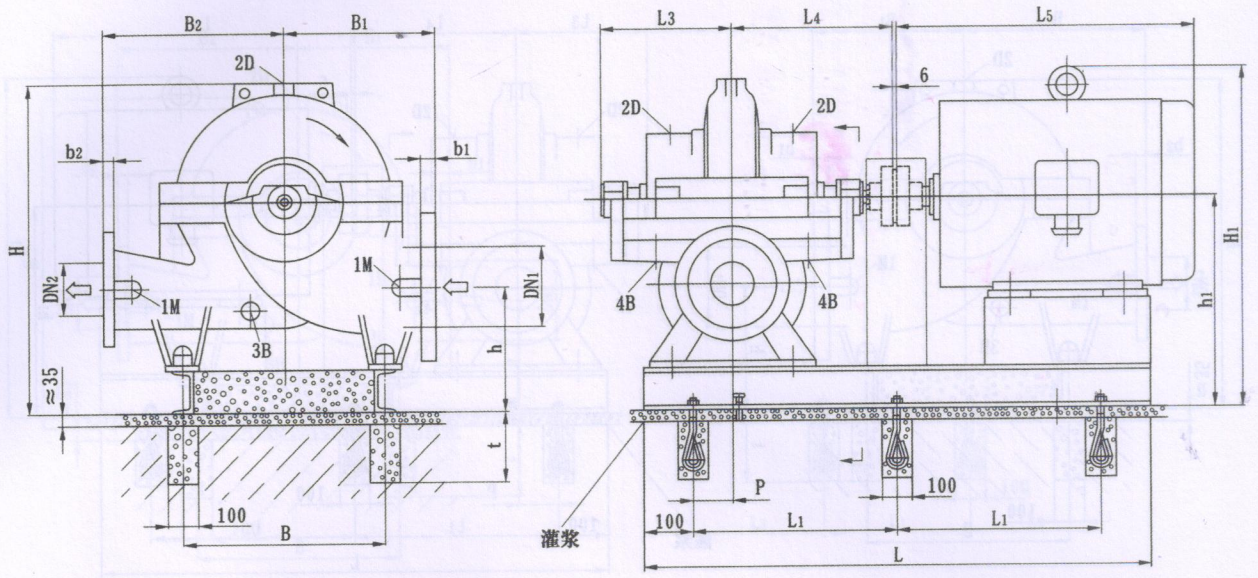

主要外形尺寸

单位：mm

泵型号	法兰尺寸				泵尺寸					重量(kg)	
	DN1	DN2	b1	b2	B1	B2	L4	H≤	L3	泵	含水量
100-260	150	100	28	24	330	330	415	760	300	210	20
100-320										225	25
100-400					370	370				245	30

连接螺纹尺寸

1M	压力表	R1/2
2D	排气孔	R1/2
3B	排水孔	R1/2
4B	漏液排出孔	R3/4

电机尺寸(Y型电机)及安装尺寸

单位：mm

电机级数	泵型号	电机型号	电机功率(kW)	B	h	h1	H1	L	L1	t	P	L5	电机重量(kg)	底座参考重量(kg)
4极	100-260	132S	5.5	400	305	475	658	930	365	250	70	475	72	80
		132M	7.5					970	385			515	84	
	100-320	160M	11				700	1060	430			605	130	100
		160L	15					1100	450			650	145	
		180M	18.5				725					670	180	110
		180L	22					1140	470			710	200	
	100-400	200L	30				750	1190	495			775	270	190
		225S	37				780	1220	510			820	284	
		225M	45					1240	520			845	320	
2极	100-260	200L	37	400	305	475	750	1190	495	250	70	775	255	100
		225M	45				780	1210	505			815	308	
		250M	55				825	1320	560		85	930	403	110
		280S	75	457	330	500	860	1390	595			1000	544	140
	100-320	280M	90					1440	620			1050	620	
		315S	110	508			1050	1480	640			1240	980	190
		315M	132					1530	665			1310	1080	
		315L	200					1560	680			1310	1220	

安装尺寸

125-240至125-480(带共同底座)

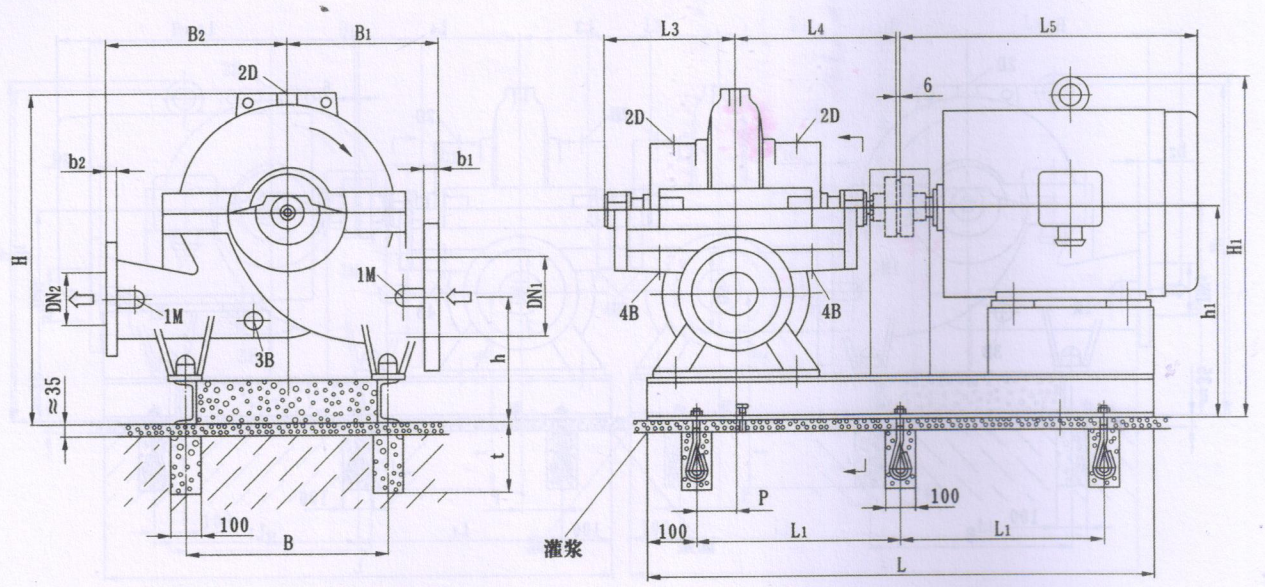

主要外形尺寸

单位：mm

泵型号	法兰尺寸				泵尺寸					重量(kg)	
	DN1	DN2	b1	b2	B1	B2	L4	H≤	L3	泵	含水量
125-240	200	125	30	26	370	370	515	825	366	250	35
125-300										275	40
125-380										300	45
125-480					450	450				335	55

连接螺纹尺寸

1M	压力表	R1/2
2D	排气孔	R1/2
3B	排水孔	R1/2
4B	漏液排出孔	R3/4

电机尺寸(Y型电机)及安装尺寸

单位：mm

电机级数	泵型号	电机型号	电机功率(kW)	B	h	h1	H1	L	L1	t	P	L5	电机重量(kg)	底座参考重量(kg)
4极	125-240	132M	7.5	450	320	520	703	1100	450	250	105	515	84	80
		160M	11				745	1190	495			605	130	
		160L	15					1240	520			650	145	
		180M	18.5				770					670	180	110
	125-300	180L	22					1280	540			710	200	
		200L	30				795	1320	560			775	270	190
	125-380	225S	37				825	1350	575			820	284	
		225M	45					1380	590			845	320	
		250M	55				845	1440	620			930	427	250
		280S	75	457	345	545	905	1520	660		120	1000	562	
4极	125-480	225S	37	560	320	520	825	1350	575	250	105	820	284	190
		225M	45					1380	590			845	320	
		250M	55				845	1440	620			930	427	250
		280S	75				880	1510	655			1000	562	
		280M	90					1560	680			1050	667	
		315S	110				1070	1630	715			1270	1000	410
2极	125-300	280S	75	457	345	545	905	1520	660	250	120	1000	544	140
		280M	90					1580	690			1050	620	
		315S	110	508			1095	1620	710			1240	980	190
		315M	132					1670	735			1310	1080	
		315L	160-220					1700	750			1310	1200	

安装尺寸

150-280至150-570(带共同底座)

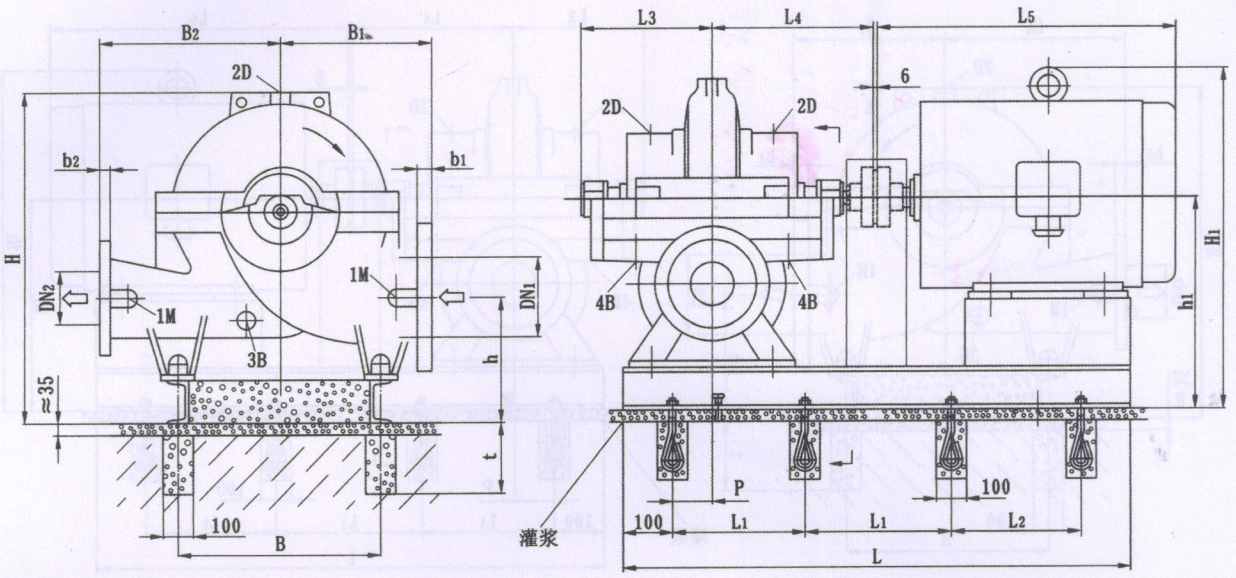

主要外形尺寸

单位：mm

泵型号	法兰尺寸				泵尺寸					重量(kg)	
	DN1	DN2	b1	b2	B1	B2	L4	H≤	L3	泵	含水量
150-280	200	150	30	28	400	400	515	1050	366	347	50
150-350										359	60
150-450					450	450	590		399	436	75
150-570					600	600				646	90

连接螺纹尺寸

1M	压力表	R1/2
2D	排气孔	R1/2
3B	排水孔	R1/2
4B	漏液排出孔	R3/4

电机尺寸(Y型电机)及安装尺寸

单位：mm

电机级数	泵型号		电机型号	电机功率(kW)	B	h	h1	H1	L	L1	L2	t	P	L5	电机重量(kg)	底座参考重量(kg)
4极	150-350	150-280	180M	18.5	450	320	520	770	1240	520	–	250	105	670	180	110
			180L	22					1280	540				710	200	
			200L	30				795	1320	560				775	270	190
			225S	37				825	1350	575				820	284	
			225M	45					1380	590				845	320	
			250M	55				845	1440	620				930	427	250
			280S	75	457	345	545	905	1520	660			120	1000	562	
4极	150-450		200L	30	560	320	520	795	1450	625	–	250	150	775	270	190
			225S	37				825	1470	635				820	284	
			225M	45					1500	650				845	320	
			250M	55				845	1560	680				930	427	250
			280S	75				880	1630	715				1000	562	
			280M	90					1680	740				1050	667	
			315S	110				1070	1750	775				1270	1000	410
			315M	132					1800	800				1340	1100	
4极	150-570		315S	110	700	380	680	1230	1750	775		320	150	1270	1000	410
			315M	132					1800	800				1340	1100	
			315L	160-200					1830	815				1340	1240	
			355 (6KV)	250				1105	2360	720	720			1820	2160	440

安装尺寸

200-340至200-660(带共同底座)

转向：顺时针

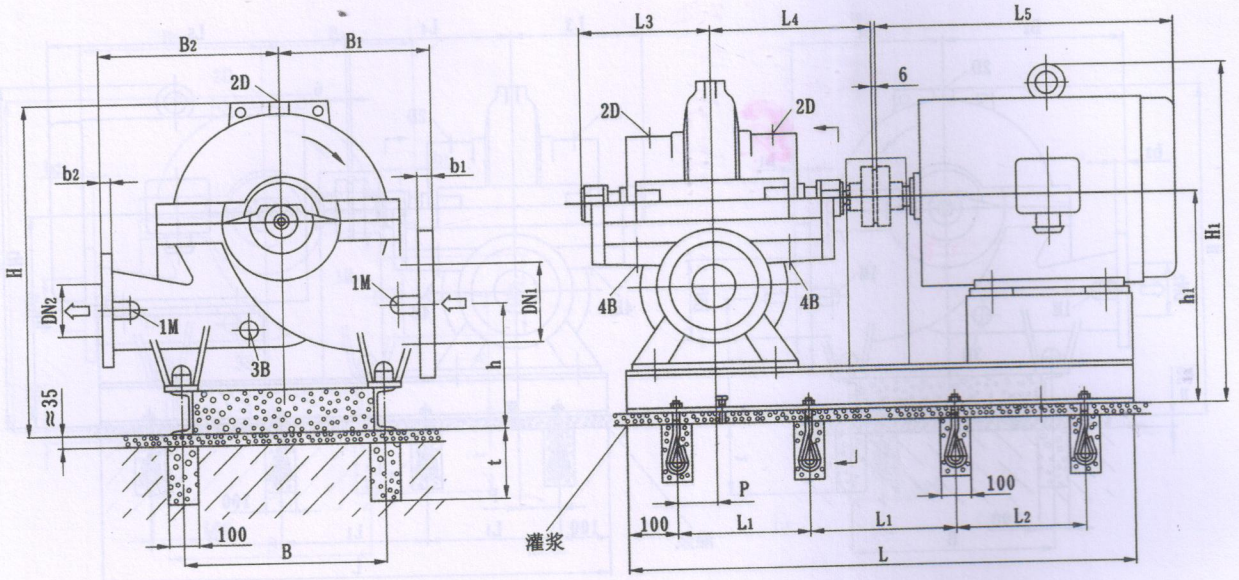

主要外形尺寸

泵型号	法兰尺寸				泵尺寸					重量(kg)	
	DN1	DN2	b1	b2	B1	B2	L4	H≤	L3	泵	含水量
200-340	250	200	32	30	450	450	590	1240	399	450	80
200-410					500	500				517	95
200-530					600		655		464	840	115
200-660					650	550				990	140

连接螺纹尺寸

1M	压力表	R1/2
2D	排气孔	R1/2
3B	排水孔	R1/2
4B	漏液排出孔	R3/4

电机尺寸(Y型电机)及安装尺寸

单位：mm

电机级数	泵型号		电机型号	电机功率(kW)	B	h	h1	H1	L	L1	L2	t	P	L5	电机重量(kg)	底座参考重量(kg)
4极	200-410	200-340	225S	37	560	380	620	925	1470	635	-	250	150	820	284	190
			225M	45					1500	650				845	320	
			250M	55				945	1560	680				930	427	250
			280S	75				980	1630	715				1000	562	
			280M	90					1680	740				1050	667	
			315S	110				1170	1750	775				1270	1000	410
			315M	132					1800	800				1340	1100	
4极	200-530		315S	110	700	440	740	1290	1810	805	-	320	150	1270	1000	410
			315M	132					1960	830				1340	1100	
			315L	160					1890	845				1340	1240	
			355(6KV)	250				1165	2450	750	750			1820	1840	440
			355(6KV)	280				1205	2570	790					2000	480
4极	200-660		355	200	700	480	780	1330	1890	845	-	320	150	1340	1240	410
			355(6KV)	250-315				1205	2450	750	750			1820	2160	
			400(6KV)	355-450	710	460	210		2570	790	790			1940	2620	440

安装尺寸

250-390至250-610(带共同底座)

转向：顺时针

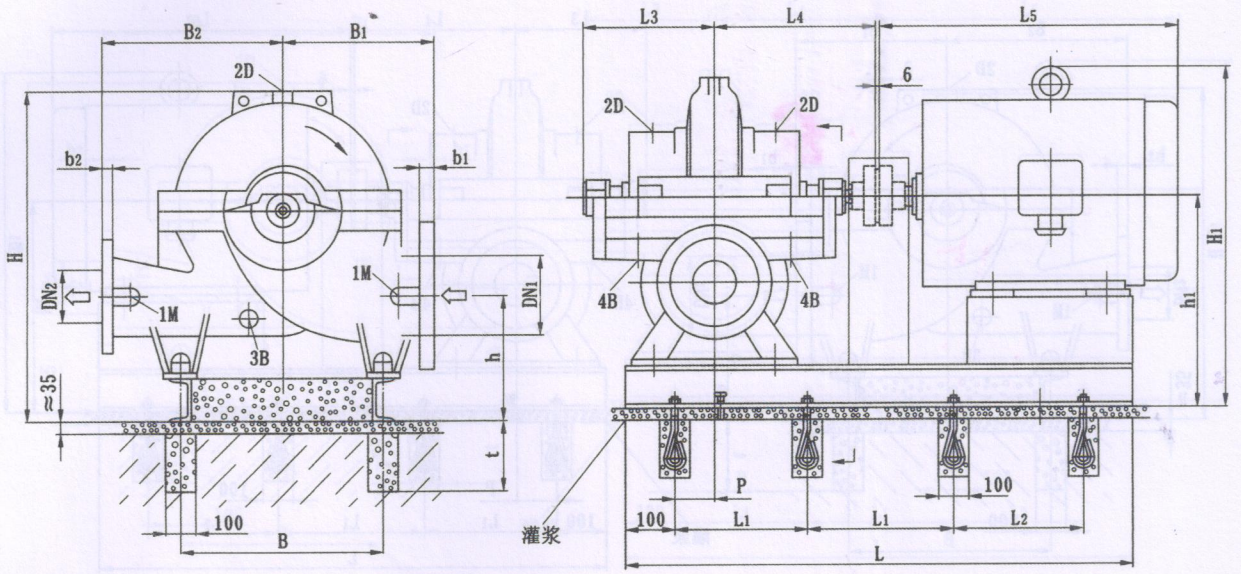

主要外形尺寸

单位：mm

泵型号	法兰尺寸				泵尺寸					重量(kg)	
	DN1	DN2	b1	b2	B1	B2	L4	H≤	L3	泵	含水量
250-390	300	250	36	32	500	500	655	1275	464	665	125
250-470					550	550	730		515	830	145
250-610					650					1215	180

连接螺纹尺寸

1M	压力表	R1/2
2D	排气孔	R1/2
3B	排水孔	R1/2
4B	漏液排出孔	R3/4

电机尺寸(Y型电机)及安装尺寸

单位：mm

电机级数	泵型号	电机型号	电机功率(kW)	B	h	h1	H1	L	L1	L2	t	P	L5	电机重量(kg)	底座参考重量(kg)
4极	250-390	280S	75	700	480	780	1140	1690	745	-	320	150	1000	562	250
		280M	90					1750	775				1050	667	
		315S	110				1330	1810	805				1270	1000	410
		315M	132					1860	830				1340	1100	
		315L	160					1890	845				1340	1240	
4极	250-470	315S	110	700	500	800	1350	1950	875	-	320	210	1270	1000	250
		315M	132					2000	900				1340	1100	410
		315L	200					2030	915				1340	1240	
		355(6KV)	220-280				1225	2570	790	790			1620	2160	440
4极	250-610	315L	200	700	480	830	1380	2030	915	-	320	210	1340	1240	410
		355(6KV)	250-315				1255	2570	790	790			1820	2160	440
		400(6KV)	400-560	710	510	860	1295	2720	840	840		230	1940	2620	480

安装尺寸

300-330至300-710(带共同底座)

转向：顺时针

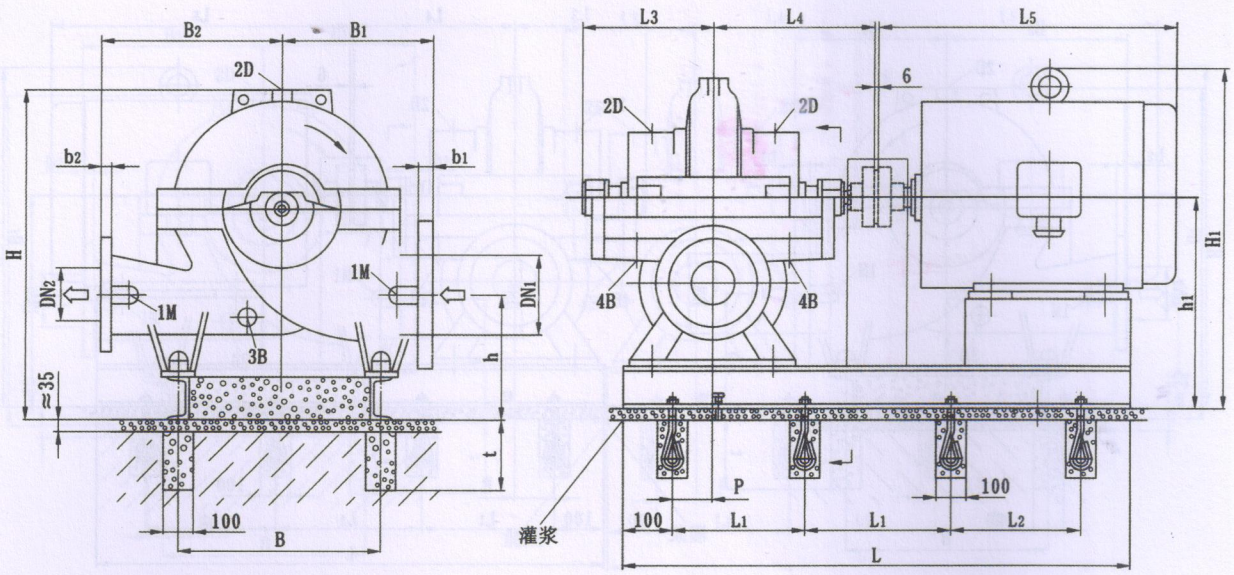

主要外形尺寸

单位：mm

泵型号	法兰尺寸				泵尺寸					重量(kg)	
	DN1	DN2	b1	b2	B1	B2	L4	H≤	L3	泵	含水量
300-330	350	300	40	36	550	500	655	1430	464	630	100
300-450	400		44	36	650	550	730		515	905	190
300-550					700	650	810		585	1425	225
300-710					750					1690	275

连接螺纹尺寸

1M	压力表	R1/2
2D	排气孔	R1/2
3B	排水孔	R1/2
4B	漏液排出孔	R3/4

电机尺寸(Y型电机)及安装尺寸

单位：mm

电机级数	泵型号	电机型号	电机功率(kW)	B	h	h1	H1	L	L1	L2	t	P	L5	电机重量(kg)	底座参考重量(kg)
4极	300-330	225S	37	700	510	810	1115	1540	670	-	320	150	820	284	190
		225M	45					1560	680				845	320	
		250M	55				1135	1620	710				930	427	250
		280S	75				1170	1690	745				1000	562	
		280M	90					1750	775				1050	667	
		315S	110				1360	1810	805				1270	1000	
4极	300-450	315L	160-200	700	520	870	1420	2030	915	-	320	210	1340	1240	410
		355(6KV)	250-315				1295	2570	790	790			1820	2160	440
4极	300-550	355(6KV)	250-280	950	560	910	1335	2660	820	820	320	210	1820	2160	440
		400(6KV)	355-560				1345	2780	860	860			1940	2620	480
4极	300-710	400(6KV)	400-560	950	550	950	1385	2780	860	860	320	210	1940	2620	480
		450(6KV)	630-900				1435	2900	900	900			2080	3850	
		500(6KV)	1120				1490	3200	1000	1000			2550	4420	520

安装尺寸

350-380至350-640(带共同底座)

转向：顺时针

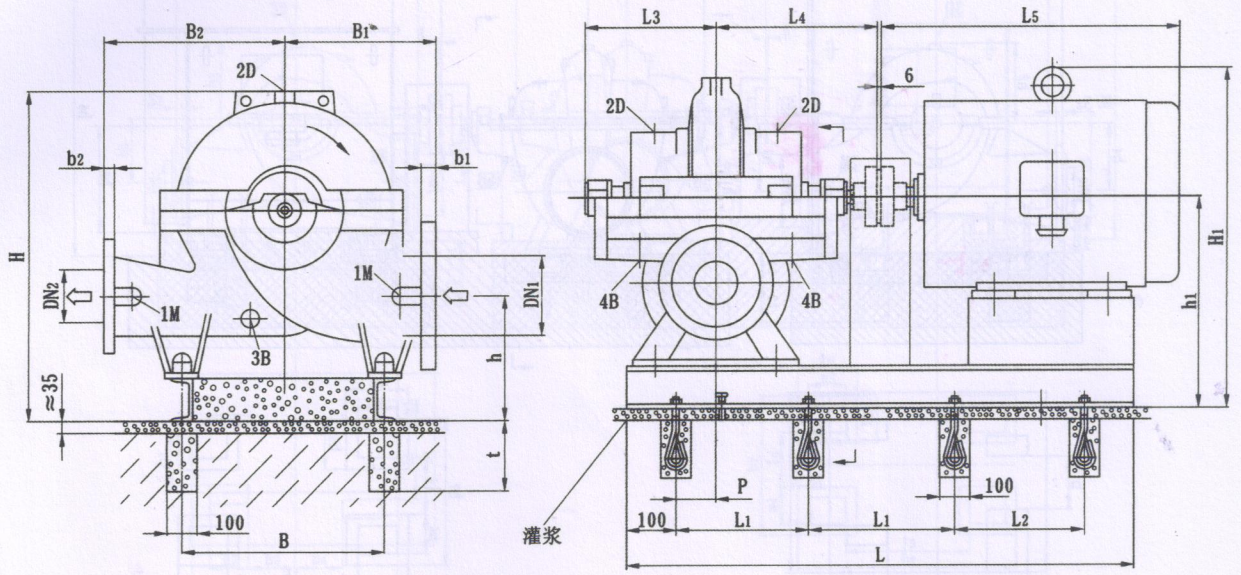

主要外形尺寸

单位：mm

泵型号	法兰尺寸				泵尺寸					重量(kg)	
	DN1	DN2	b1	b2	B1	B2	L4	H≤	L3	泵	含水量
350-380	400	350	44	40	650	550	730	1415	515	865	160
350-440	400		44		750	650	810		585	1285	240
350-520	400		44		700					1395	290
350-640	400		44		740	670	910	1550	710	1753	324

连接螺纹尺寸

1M	压力表	R1/2
2D	排气孔	R1/2
3B	排水孔	R1/2
4B	漏液排出孔	R3/4

电机尺寸(Y型电机)及安装尺寸

单位：mm

电机级数	泵型号	电机型号	电机功率(kW)	B	h	h1	H1	L	L1	L2	t	P	L5	电机重量(kg)	底座参考重量(kg)
4极	350-380	280M	90	700	520	870	1230	1880	840	-	320	210	1050	667	250
		315S	110				1420	1950	875				1270	1000	410
		315M	132					2000	900				1340	1100	
		315L	200					2030	915				1340	1240	
4极	350-440	315L	200	950	550	950	1500	2110	955	-	320	210	1340	1240	410
		355(6KV)	250-315				1375	2660	820	820			1820	2160	440
	350-520	400(6KV)	355-560				1385	2780	860	860			1940	2620	480
	350-640	450(6KV)	630-900				1435	2900	900	900			2080	3300	
		500(6KV)	1000				1540	3365	1055	1055			2550	4070	560

安装尺寸

400-550至400-600(无底座)

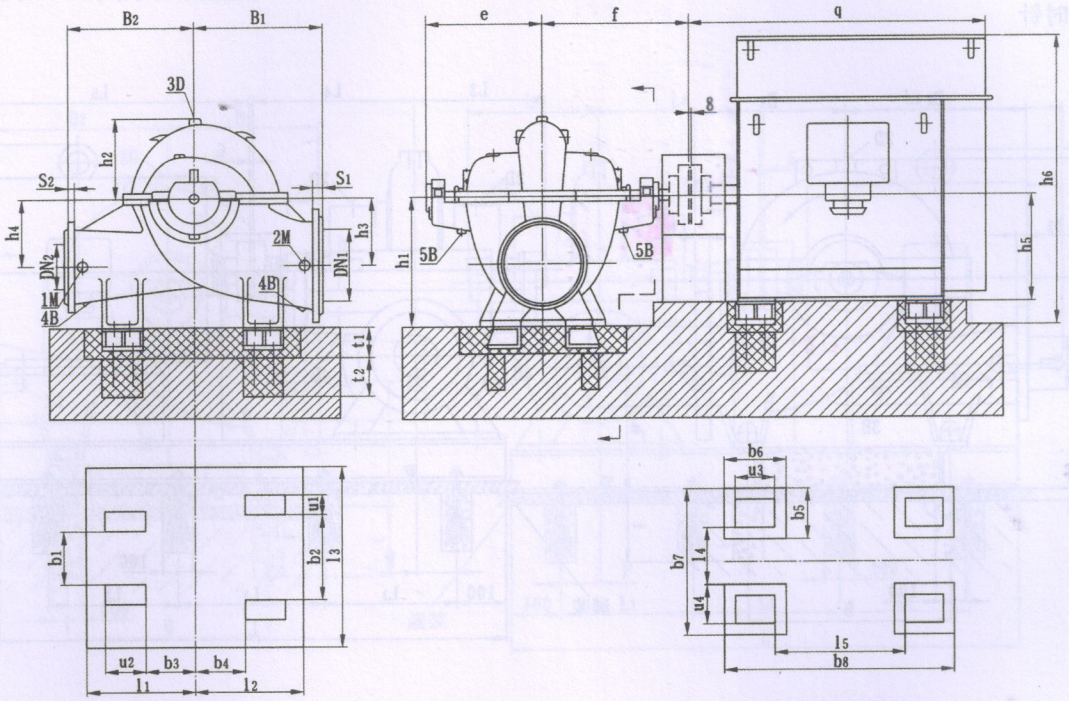

泵基础　　电机基础

主要外形尺寸

单位：mm

泵型号	法兰尺寸				泵尺寸														重量(kg)
	DN1	DN2	S1	S2	B1	B2	e	f	h1	h2	h3	h4	l1	l2	l3	b1	b2	b3	b4	
400-550	500	400	42	38	800	750	585	950	900	613	425	545	650	650	1110	400	400	250	250	1800
400-600					800	750	900	1115	900	557	425	500	650	650	1110	400	400	250	250	1950

连接螺纹尺寸

1M	压力表	R1/2
2M	真空表	R1/2
3D	排气孔	R1
4B	放水孔	R1
5B	漏液排出孔	R1

电机尺寸(Y型电机)及安装尺寸

单位：mm

电机级数	泵型号		电机型号1)	电机功率(kW)	l4	l5	b5	b6	b7	b8	h5	h6	u1	u2	u3	u4	t1	t2	q	电机重量(kg)
4极		400-550	400	315	580	435	330	765	1040	1765	400	1435	130	300	565	130	220	300	1828	2380
			400	400																2590
			450	450	650	520	350	800	1156	1920	450	1585			600	150			2128	3100
			450	500																3300
			450	560																3500
			450	630																3700
	400-600		500	710		595		855		2105	500	1640			655				2558	3880
			500	800																4020
			500	900																4170
			500	1000																4340
			560	1120	830	710	370	890	1370	2290	560	1700			690	170			2775	4850
			560	1250																5100

注：1) 电机电压为6KV。

安装尺寸

500-520至500-860(无底座)

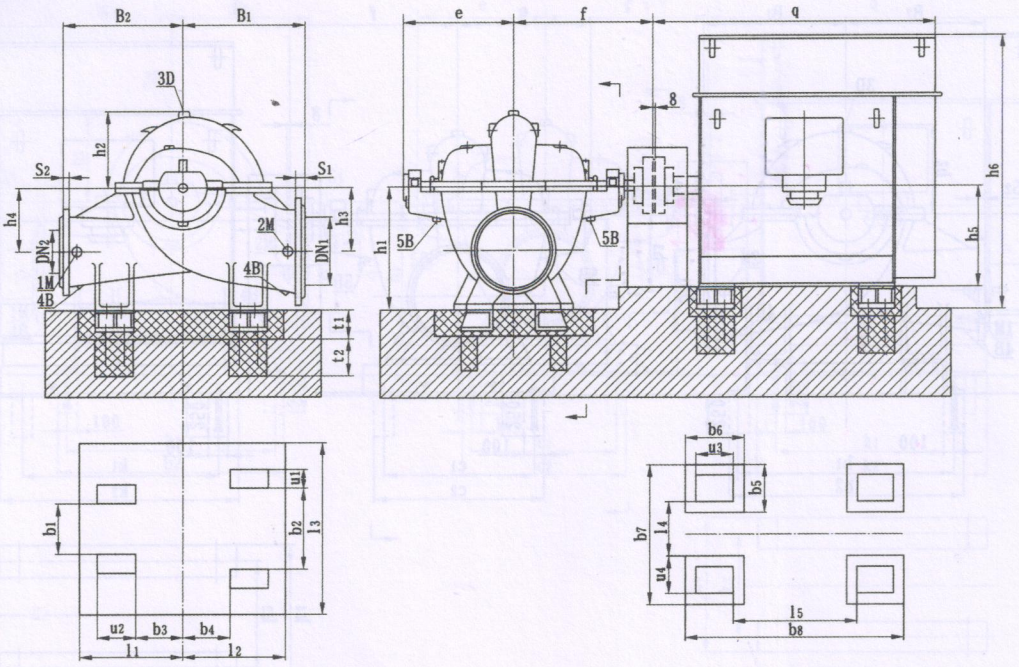

泵基础　　电机基础

主要外形尺寸

单位：mm

泵型号	法兰尺寸				泵尺寸														重量
	DN1	DN2	S1	S2	B1	B2	e	f	h1	h2	h3	h4	l1	l2	l3	b1	b2	b3	b4	(kg)
500-520	600	500	48	42	850	550	820	1025	900	560	475	475	460	610	1440	700	1000	140	290	1528
500-650					850	800	900	1115	920	600	495	495	660	660	1440	700	1000	340	340	2301
500-710					1050	850	855	1085	1000	620	550	620	710	810	1540	700	1100	390	490	2967
500-800					1000	900	900	1175	1050	660	600	600	760	860	1540	725	1100	440	540	3483
500-860					1050	950	920	1210	1100	710	650	650	810	900	1440	750	1000	490	590	4659

连接螺纹尺寸

1M	压力表	R1/2
2M	真空表	R1/2
3D	排气孔	R1
4B	放水孔	R1
5B	漏液排出孔	R1

电机尺寸(Y型电机)及安装尺寸

单位：mm

电机级数	泵型号			电机型号1)	电机功率(kW)	l4	l5	b5	b6	b7	b8	h5	h6	u1	u2	u3	u4	t1	t2	q	电机重量(kg)
6极	500-520			315M	132	268	237	320	340	828	677	315	1450			220	240			1430	1100
				315L	160		258		350		858					250					1220
				3551)	220	500	335			960	1665	355	1345							1828	2180
				3551)	250																2290
	500-650			4001)	280	580	435	330	765	1040	1765	400	1435			565	130			1948	2290
				400 1)	315																2380
				400 1)	355																2490
				400 1)	400																2590
	500-710			450 1)	450	650	520	350	800	1150	1920	450	1585	120	220	600	150	220	300	2128	3100
				450 1)	500																3300
				450 1)	560																3500
				450 1)	630																3700
	500-800			500 1)	710		595		855		2105	500	1640			655				2558	3880
				500 1)	800																4020
				500 1)	900																4170
				500 1)	1000																4340
	500-860			560 1)	1120	830	710	370	890	1370	2290	560	1700			690	170			2775	4850
				560 1)	1250																5100
				560 1)	1400																5350
				630 1)	1600	930	830	390	970	1510	2570	630	1770			770	190			3038	6300

注：1) 电机电压为6KV。

安装尺寸

400-550至400-600(带各自的底座)

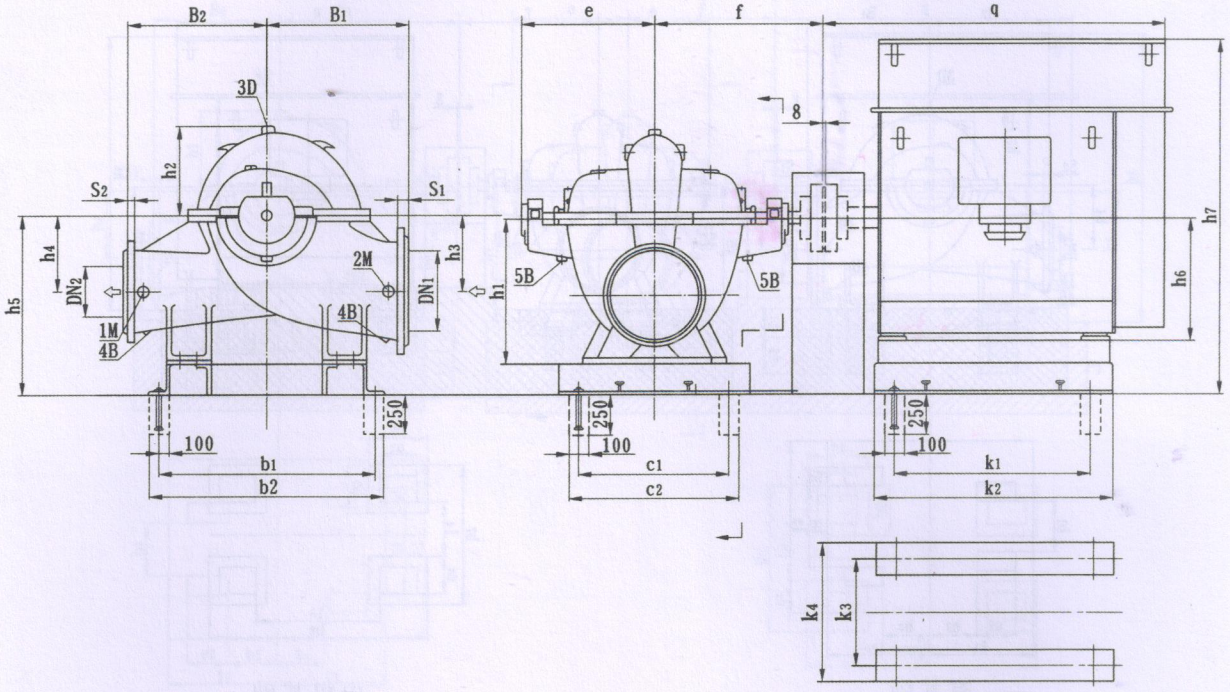

电机底座

主要外形尺寸

单位：mm

泵型号	法兰尺寸				泵尺寸									底座尺寸				泵重量(kg)
	DN1	DN2	S1	S2	B1	B2	e	f	h1	h2	h3	h4	h5	b1	b2	c1	c2	
400-550	500	400	42	38	800	750	585	810	900	613	425	545	1110	1180	1260	810	1110	1600
400-600					800	750	900	1110	900	557	425	500	1110	1180	1260	810	1110	2100

连接螺纹尺寸

1M	压力表	R1/2
2M	真空表	R1/2
3D	排气孔	R1
4B	放水孔	R1
5B	漏液排出孔	R1

电机尺寸(Y型电机)及安装尺寸

单位：mm

电机级数	泵型号		电机型号1)	电机功率(kW)	k1	k2	k3	k4	h6	h7	q	电机重量(kg)
4极		400-550	400	315	1210	1510	890	970	1435	1645	1828	2380
			400	400								2590
			450	450	1320	1620	900	1070	1585	1795	2128	3100
			450	500								3300
			450	560								3500
			450	630								3700
	400-600		500	710	1430	1730	1090	1170	1640	1850	2558	3880
			500	800								4020
			500	900								4170
			500	1000								4340
			560	1120	1580	1880	1210	1290	1700	1910	2775	4850
			560	1250								5100

注：1)电机电压为6KV。

安装尺寸

500-520至500-860(带各自的底座)

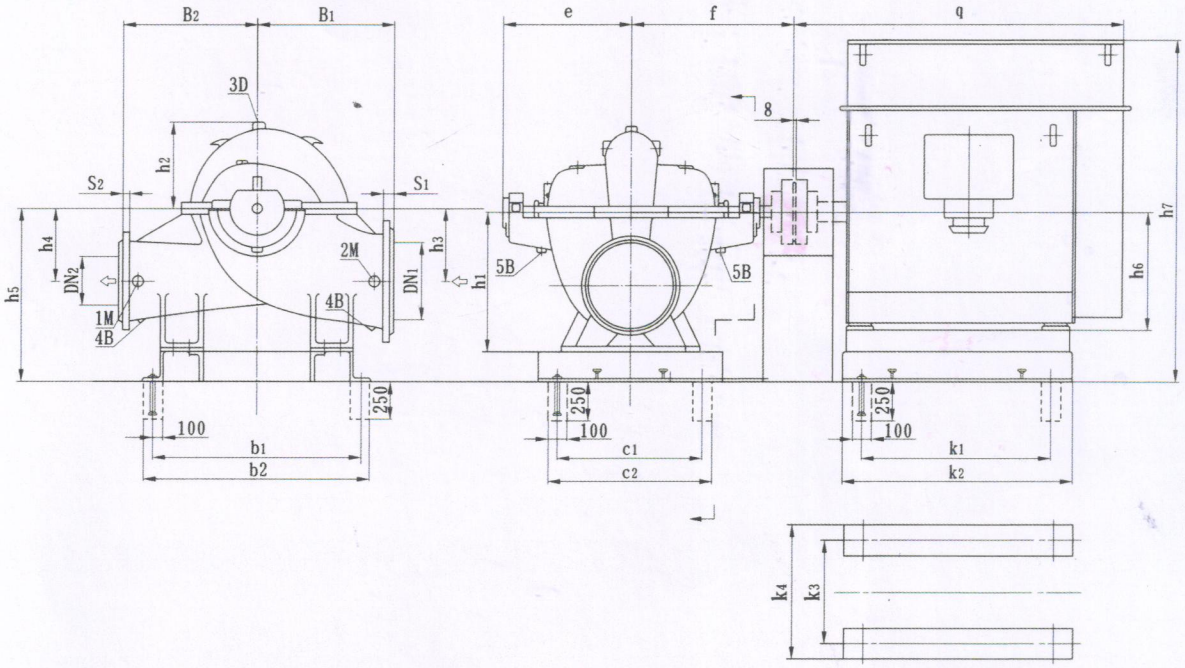

电机底座

主要外形尺寸

单位：mm

泵型号	法兰尺寸				泵尺寸									底座尺寸				泵重量
	DN1	DN2	S1	S2	B1	B2	e	f	h1	h2	h3	h4	h5	b1	b2	c1	c2	(kg)
500-520	600	500	48	42	850	550	820	1025	900	560	475	475	1100	1220	1300	850	1150	1528
500-650					850	800	900	1115	920	600	495	495	1130	1320	1400	850	1150	2301
500-710					1050	850	850	1085	1000	620	550	620	1210	1620	1700	950	1250	2967
500-800					1050	900	900	1125	1050	660	600	600	1260	1720	1800	950	1250	3484
500-860					1050	950	920	1210	1100	710	650	650	1310	1820	1900	850	1150	4659

连接螺纹尺寸

1M	压力表	R1/2
2M	真空表	R1/2
3D	排气孔	R1
4B	放水孔	R1
5B	漏液孔	R1

电机尺寸(Y型电机)及安装尺寸

单位：mm

电机级数	泵型号	电机型号1)	电机功率(kW)	k1	k2	k3	k4	h6	h7	q	电机重量(kg)
6极	500-520	315M	132	370	670	825	905	315	1660	1430	1100
		315L	160								1220
		355[1]	220	1120	1420	850	930	355	1555	1828	2180
		355[1]	250								2290
	500-650	400[1]	280	1210	1510	890	970	400	1645	1948	2290
		400[1]	315								2380
		400[1]	355								2490
		400[1]	400								2590
	500-710	450[1]	450	1320	1620	990	1070	450	1795	2128	3100
		450[1]	500								3300
		450[1]	560								3500
		450[1]	630								3700
	500-800	500[1]	710	1430	1730	1090	1170	500	1850	2558	3880
		500[1]	800								4020
		500[1]	900								4170
		500[1]	1000								4340
	500-860	560[1]	1120	1580	1580	1210	1290	560	1910	2775	4850
		560[1]	1250								5100
		560[1]	1400								5350
		630[1]	1600	1850	2150	1340	1420	1630	1980	3038	6300

注：1)电机电压为6KV。

注：保留产品技术更改权力

上海山川泵业制造有限公司

工业园：上海市松江区佘山工业区佘北公路1501号
电 话：021-57796293　57796299
传 真：021-57796281　邮编：201602

营销部：上海市武宁路19号1106室（丽晶阳光大厦）
电 话：021-62307790　62305722
传 真：021-62305386　邮编：200042

销售服务部(配件供应)：上海市天目中路141号
电 话：021-63935799　63643019
传 真：021-63061882　邮编：200071
网 址：www.shanchuan-pump.cn
邮 箱：shanchuan6688@163.com