



| | Name | Model |
|---|---|-------|
| 1 | Plasma Initial Position Cable (IHS) | 2P |
| 2 | Cable for Solenoid & Torch Lifter (Control) | 6P |
| 3 | Plasma Interface Cable (Plasma) | 6P |



1. Plasma Initial Position Cable




2P






cutting table
or plate




Shield cap

2. Cable for Solenoid & Torch Lifter --- 6P



Cross beam
end(left)



3. Plasma Interface Cable --- 6P



To central unit 6p



To Hypertherm
plasma power source

If not hypertherm, please
replace the black connector
and you have to find a way to
connect this end to your
plasma power source



Reference picture

