●最好的装备

●最稳定的品质

●最高的效率

# 2022

## 久联电梯安全部件

Jiulian Elevator Safety Components

廊坊市久联机械有限公司

地址：河北省廊坊市永清工业区紫荆北道

电话：0316-6657111/6657222

传真：0316-6657112

邮编：065600

网址：http://www.lfjiulian.com

电子邮箱（E-mail）：lfjiulian@163.com


廊坊市久联机械有限公司

Langfang Jiulian Machinery Co.,Ltd.

做最好的电梯安全部件供应商 Jiulian Elevator Safety Components
电梯安全部件产品目录
PRODUCT INVENTORY FOR SAFETY COMPONENTS OF ELEVATOR

P1-P4 别墅梯安全部件ELEVATOR SAFETY PARTS FOR VILLAS

P5-P10 限速器SPEED GOVERNOR

| 型号 Type | 额定速度V(m/s) Rated speed | 绳轮节圆直径(mm) Sheave pitch Dia. | 钢丝绳直径(mm) Rope Dia. | 提拉力(N) Rope tension force | 认证类别 Certification | 页次 Page |
|---|---|---|---|---|---|---|
| XSY200 | 1.00-1.75 | φ200 | φ6 | 700-1500 | GB | 5 |
| XS240 | 0.25-2.00 | φ240 | φ6、φ8 | 700-1500 | GB、CE | 6 |
| XS240C | 0.25-2.00 | φ240 | φ6、φ8 | 700-1500 | GB | 6 |
| XSY300 | 2.00、2.50 | φ300 | φ8 | 700-1500 | GB、CE | 7 |
| XS310 | 3.00-5.00 | φ310 | φ8 | 1500-2700 | GB | 8 |
| XS240DW | 0.25-2.00 | φ240 | φ8 | 700-1500 | GB | 9 |
| XS200 | ≤1.00 | φ200 | φ6 | 600-1300 | GB、CE | 10 |
| XS250 | ≤1.00、1.50 | φ250 | φ8 | 700-1500 | GB、CE | 10 |
| XS300 | 1.60-2.00 | φ300 | φ8 | 700-1500 | GB、CE | 10 |

P11-P15 张紧装置TENSION DEVICE

| 型号 Type | 钢丝绳直径(mm) Rope Dia. | 绳轮节圆直径(mm) Sheave pitch Dia. | 张紧装置张紧力(N) Tension force | 页次 Page |
|---|---|---|---|---|
| XSY200.2A/B | φ6 | φ196 | 300/450 | 11 |
| XS240.2A/B/C | φ8 | φ244 | 250/300/450 | 11 |
| XSY200.2AF/BF | φ6 | φ196 | 300/450 | 12 |
| XS240.2AF/BF | φ8 | φ244 | 300/450 | 12 |
| XS300Z.2A/B | φ8 | φ296 | 480/600 | 13 |
| XS200.2 | φ6 | φ196 | 300 | 14 |
| XS250.2 | φ8 | φ244 | 400 | 14 |
| XS300.2 | φ8 | φ296 | 500 | 14 |
| ZDXS250 | φ8 | φ244 | 550 | 15 |
| ZDXS300 | φ8 | φ296 | 550 | 15 |

P16-P24 安全钳SAFETY GEAR

| 型号 Type | 额定速度V(m/s) Rated speed | 总允许质量(P+Q)1(kg) Allowable gross mass | 导轨宽度(mm) Width of guide rails | 认证类别 Certification | 页次 Page |
|---|---|---|---|---|---|
| AH01 | ≤0.63 | ≤2600 | 10、16 | GB | 16 |
| AH01Z | ≤0.63 | ≤2600 | 10、16 | GB | 17 |
| AH02Z | ≤0.63 | ≤5000 | 16 | GB | 18 |
| AH03Z | ≤0.63 | ≤8000 | 16 | GB | 19 |
| AH04 | ≤0.63 | ≤16000 | 16 | GB、CE | 20 |
| AH04Z | ≤0.63 | ≤16000 | 16 | GB、CE | 21 |
| AK01AF/AC | 0.25-2.50 | 1000-2800 | 10、16 | GB | 22 |
| AK01BF/BC | 0.25-2.50 | 1000-5600 | 10、16 | GB、CE | 23 |
| 底梁安装结构示意图 | | | | | 24 |

P25-P33 安全钳SAFETY GEAR

| 型号 Type | 额定速度V(m/s) Rated speed | 总允许质量(P+Q)1(kg) Allowable gross mass | 导轨宽度(mm) Width of guide rails | 认证类别 Certification | 页次 Page |
|---|---|---|---|---|---|
| AK01ZA | 0.25-2.50 | 1000-2800 | 10、16 | GB | 25 |
| AK01ZB | 0.25-2.50 | 2800-3600 | 10、16 | GB | 26 |
| AK04 | 0.25-2.50 | 1000-2900 | 10、16 | GB | 27 |
| AK05 | 0.50-1.00 | 4000-7000 | 16 | GB | 28 |
| AK05Z | 0.50-1.00 | 4000-7000 | 16 | GB | 29 |
| AK06A/B | 0.25-2.50 | 600-3200 | 9、10、15.88、16 | GB | 30 |
| AK06AZ/BZ | 0.25-2.50 | 600-3200 | 9、10、15.88、16 | GB | 31 |
| AK07 | 0.50-1.50 | 7000-11000 | 15.88、16、19 | GB | 32 |
| AQ11A | 2.50-4.00 | 2800-6500 | 15.88、16、19 | GB | 33 |

P34-P36 缓冲器BUFFER

| 型号 Type | 额定速度V(m/s) Rated speed | 总允许质量(P+Q)1(kg) Allowable gross mass | 缓冲行程H1(mm) Stroke | 液体规格及容量(L) Oil mass | 认证类别 Certification | 页次 Page |
|---|---|---|---|---|---|---|
| HY420 | ≤2.50 | 600-4600 | 422 | L-HM68/4.3 | GB、CE | 34 |
| HY640 | ≤3.00 | 1000-5000 | 640 | L-HM68/7.5 | GB、CE | 34 |
| HY830 | ≤3.50 | 1000-5000 | 830 | L-HM68/9.5 | GB、CE | 34 |
| HY1080 | ≤4.00 | 1000-5000 | 1080 | L-HM68/12 | GB、CE | 34 |
| HY90B | ≤1.00 | 800-4500 | 90 | L-HM68/0.6 | GB、CE | 35 |
| HY180B | ≤1.60 | 600-4500 | 180 | L-HM68/1.0 | GB、CE | 35 |
| HY208B | ≤1.75 | 600-4500 | 208 | L-HM68/1.2 | GB、CE | 35 |
| HY275B | ≤2.00 | 600-4500 | 275 | L-HM68/1.6 | GB、CE | 35 |
| HY70D | ≤1.00 | 600-3000 | 70 | L-HM68/0.26 | GB、CE | 36 |
| HY155D | ≤1.50 | 600-3000 | 155 | L-HM68/0.59 | GB、CE | 36 |
| HY208D | ≤1.75 | 600-3000 | 208 | L-HM68/0.78 | GB、CE | 36 |
| HY272D | ≤2.00 | 600-3000 | 272 | L-HM68/0.96 | GB、CE | 36 |

P37-P42 导靴GUIDE SHOE

| 型号 Type | 额定速度V(m/s) Rated speed | 导轨宽度(mm) Width of guide rails | 页次 Page |
|---|---|---|---|
| DK1 | ≤2.00 | 10、16 | 37 |
| DK2 | ≤1.75 | 10、16 | 38 |
| DX1B | ≤2.50 | 10、16 | 39 |
| DH03 | ≤2.00 | 16 | 40 |
| DH04 | ≤1.75 | 10、16 | 40 |
| DH05A/B | ≤2.00 | 16 | 41 |
| DH06/A | ≤1.75 | 10、16 | 41 |
| DH07A/B | ≤1.75 | 10、16.4 | 42 |

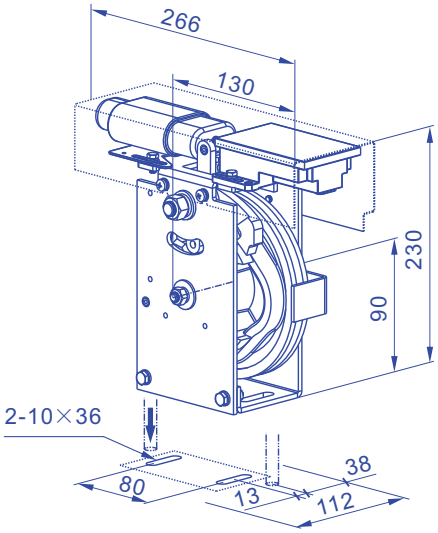


XS150B

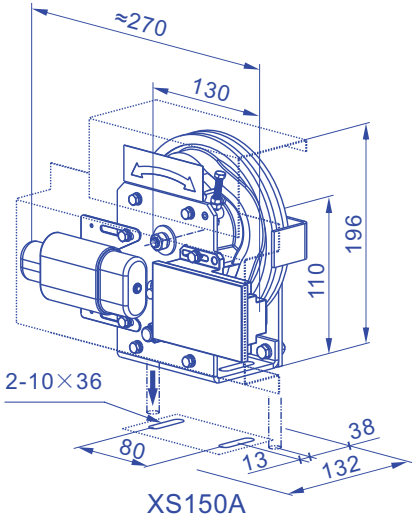


XS150A

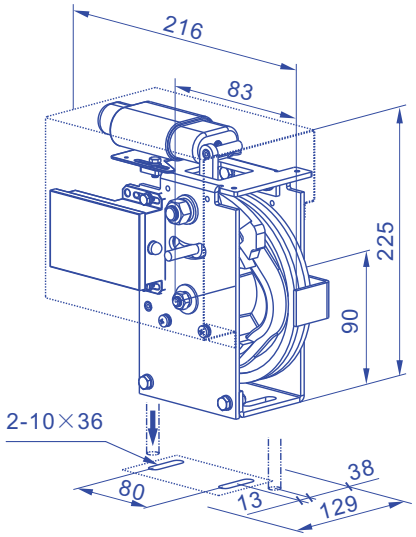


XS150C

*注：制动方向可选
*Note: The other side can be selected as the down direction

专利号：ZL 2021 2 2112866. X

## 限速器 Overspeed governor XS150

| 型号 Type | 额定速度V (m/s) Rated speed | 提拉力(N) Rope tension force | 钢丝绳直径 (mm) Rope Dia. | 绳轮节圆直径(mm) Sheave pitch Dia. |
|---|---|---|---|---|
| XS150A/B/C | ≤0.4 | ≥600 | Φ6 | Φ150 |







## 张紧装置 Tension device

| 型号 Type | TH150A1<br>TH150A2<br>TH150A3 |
|---|---|
| 限速器绳张紧力 (N) Tensioning force | 100-150 |
| 钢丝绳直径 (mm) Rope Dia. | Φ6 |
| 绳轮节圆直径(mm) Sheave pitch Dia. | Φ150 |
| 最大行程(mm) Max. stroke | 15±1 |
| 安装位置 Installation Location | 导轨安装 Installation of Guide Rail |

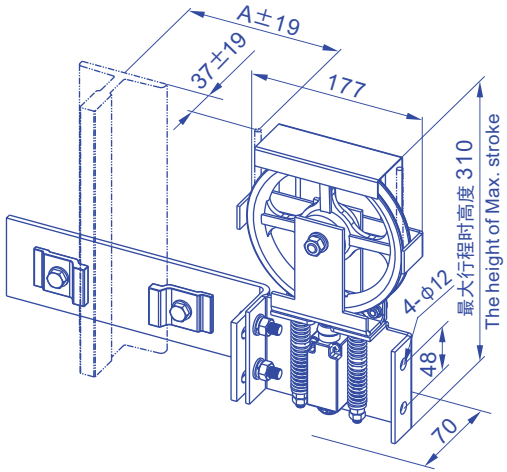


| 型号 Type | TH150A1 | TH150A2 | TH150A3 |
|---|---|---|---|
| A | 159 | 200 | 240 |

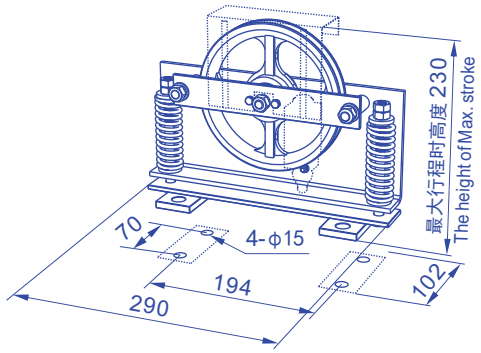


## 张紧装置 Tension device

| 型号 Type | TH150B |
|---|---|
| 限速器绳张紧力 (N) Tensioning force | 100-150 |
| 钢丝绳直径 (mm) Rope Dia. | Φ6 |
| 绳轮节圆直径(mm) Sheave pitch Dia. | Φ150 |
| 最大行程(mm) Max. stroke | 15±1 |
| 安装位置 Installation Location | 地面安装 Ground installation |

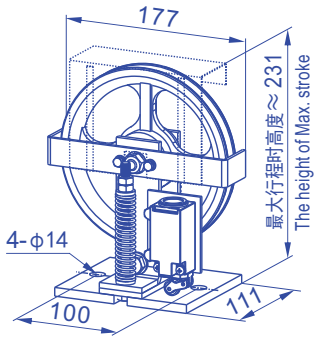


TH150D

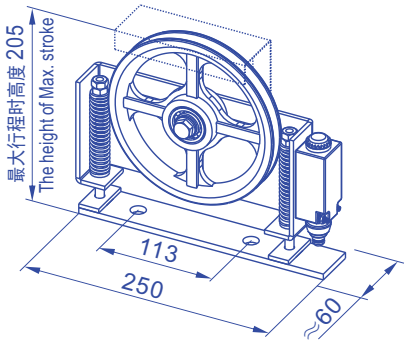


TH150E

## 张紧装置 Tension device

| 型号 Type | 限速器绳张紧力 (N) Tensioning force | 钢丝绳直径 (mm) Rope Dia. | 绳轮节圆直径(mm) Sheave pitch Dia. | 最大行程(mm) Max. stroke | 安装位置 Installation Location |
|---|---|---|---|---|---|
| TH150D<br>TH150E | 100-150 | Φ6 | Φ150 | 15±1 | 地面安装<br>Ground installation |

## 缓冲器 Buffer HY30

| 型号 Type | HY30 |
|---|---|
| 额定速度V (m/s) Rated speed | ≤ 0.63 |
| 总允许质量(kg) Allowable gross mass | 500-1500 |
| 缓冲行程H1 (mm) Stroke | 30 |
| 自由高度H (mm) Free height | 160 |
| 液体规格及容量(L) Oil mass | L-HM68/0.1 |

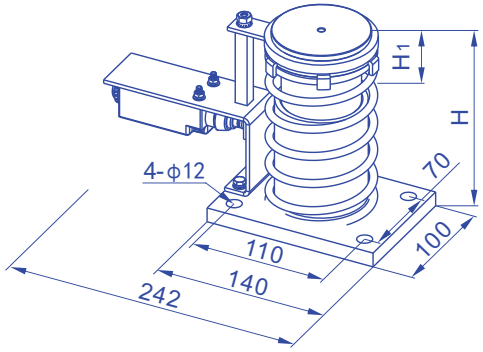








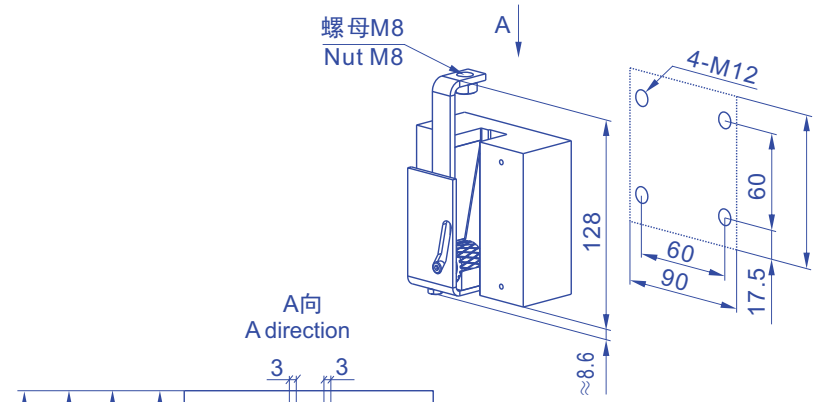


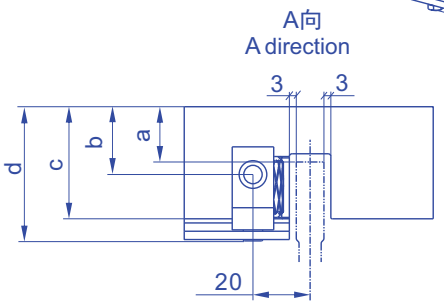


AH06/AH06A

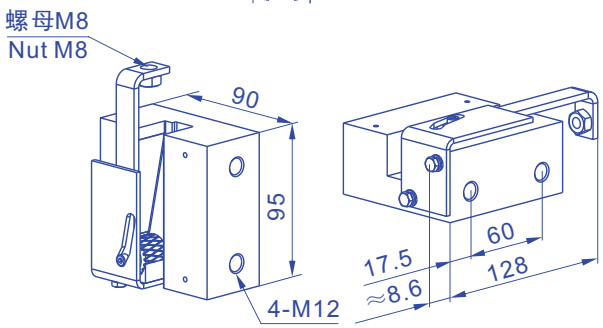


AH06.1/AH06A.1

## 瞬时式安全钳 Instantaneous safety gear AH06

| 型号 Type | 额定速度V (m/s) Rated speed | 总允许质量 (P+Q) 1 (kg) Allowable gross mass | 导轨宽度(mm) Width of guide rails | 安装位置 Installation Location |
|---|---|---|---|---|
| AH06/AH06A<br>AH06.1/AH06A.1 | ≤0.63 | ≤1600 | 10 | 后安装孔Back side mounting<br>侧安装孔Side mounting |

| 型号 Type | a | b | c | d |
|---|---|---|---|---|
| AH06/AH06.1 | 23 | 28 | 44 | 52 |
| AH06A/AH06A.1 | 19.5 | 24.5 | 40.5 | 48.5 |

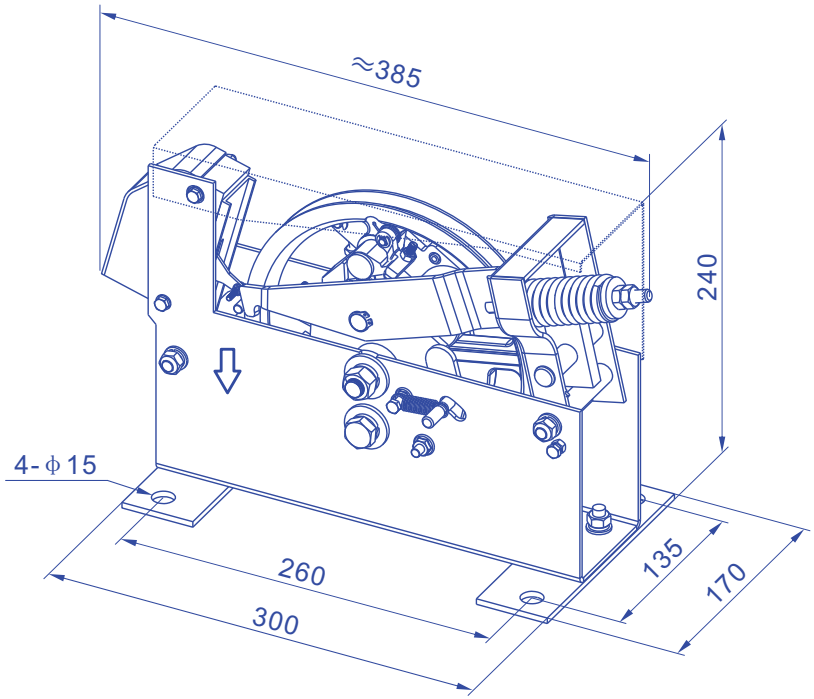


## 限速器 Overspeed governor XSY200

| 型号 Type | 额定速度V(m/s) Rated speed | 提拉力(N) Rope tension force | 钢丝绳直径(mm) Rope Dia. | 绳轮节圆直径(mm) Sheave pitch Dia. |
|---|---|---|---|---|
| XSY200 | ≤1.0、1.5、1.75 | 700-1500 | Φ6 | Φ200 |

| 张紧装置 Tension device | 提升高度适用范围H(m) Lifting height | 张紧装置张紧力(N) Tensioning force | (可选配的张紧装置型号见张紧装置部分) (The optional tension device please see tension device section) |
|---|---|---|---|
| XSY200.2A(F) | ≤80 | 300 | |
| XSY200.2B(F) | 80<H≤120 | 450 | |







*注：XS240C限速器，
适用于上行超速保护装
置为遥控夹绳器的电梯。
*Note: XS240C OSQ
Applied on the elevator either
with remote conrol rope brake
asascending car over speed
protection device.

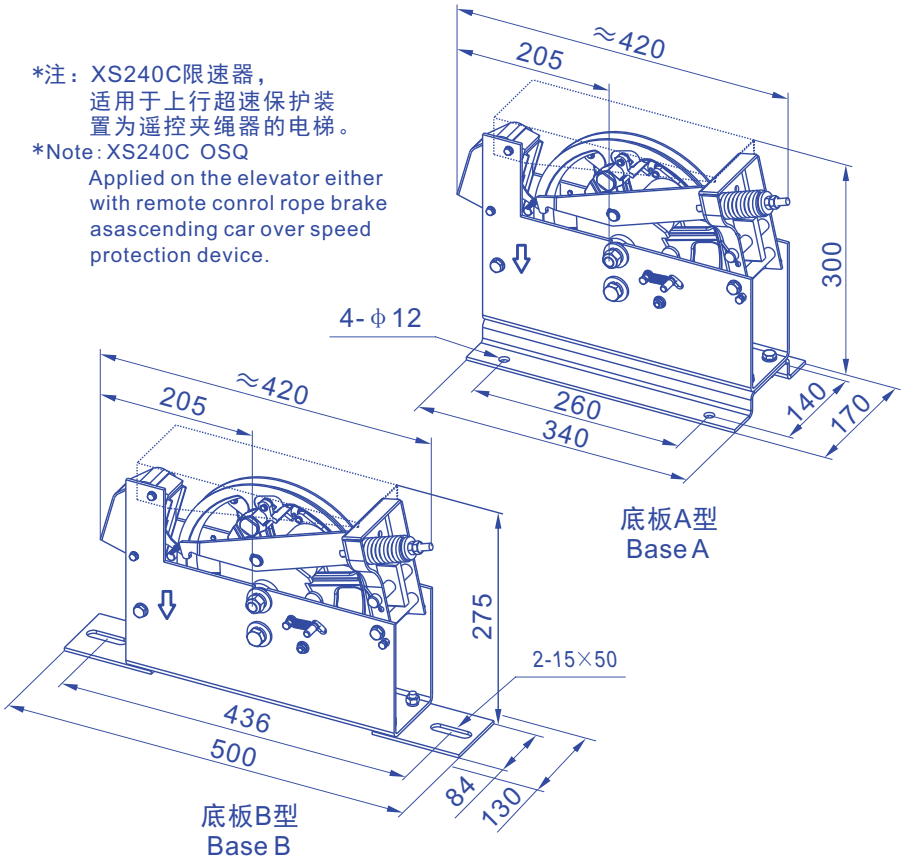


## CE 限速器 Overspeed governor XS240/XS240C

| 型号 Type | 额定速度V(m/s) Rated speed | 提拉力(N) Rope tension force | 钢丝绳直径(mm) Rope Dia. | 绳轮节圆直径(mm) Sheave pitch Dia. |
|---|---|---|---|---|
| XS240 XS240C | ≤0.63、≤1.0、1.5、1.6、1.75、2.0 | 700-1500 | Φ6、Φ8 | Φ240 |

| 张紧装置 Tension device | 提升高度适用范围H(m) Lifting height | 张紧装置张紧力(N) Tensioning force | (可选配的张紧装置型号见张紧装置部分) (The optional tension device please see tension device section) |
|---|---|---|---|
| XS240.2A(F) | ≤60 | 250 | |
| XS240.2B(F) | 80<H≤120 | 450 | |
| XS240.2C(F) | 60<H≤80 | 300 | |

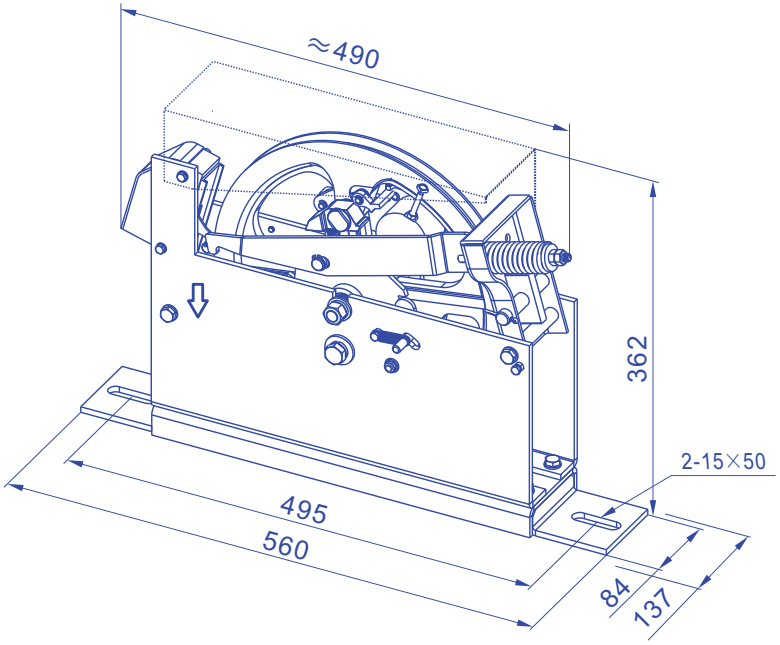


CE 限速器 Overspeed governor XSY300

| 型号 Type | 额定速度V(m/s) Rated speed | 提拉力(N) Rope tension force | 钢丝绳直径(mm) Rope Dia. | 绳轮节圆直径(mm) Sheave pitch Dia. |
|---|---|---|---|---|
| XSY300 | 2.0、2.5 | 700-1500 | Φ8 | Φ300 |

| 张紧装置 Tension device | 提升高度适用范围H(m) Lifting height | 张紧装置张紧力(N) Tensioning force | (可选配的张紧装置型号见张紧装置部分) (The optional tension device please see tension device section) |
|---|---|---|---|
| XS300Z.2A | ≤120 | 480 | |
| XS300Z.2B | 120<H≤150 | 600 | |







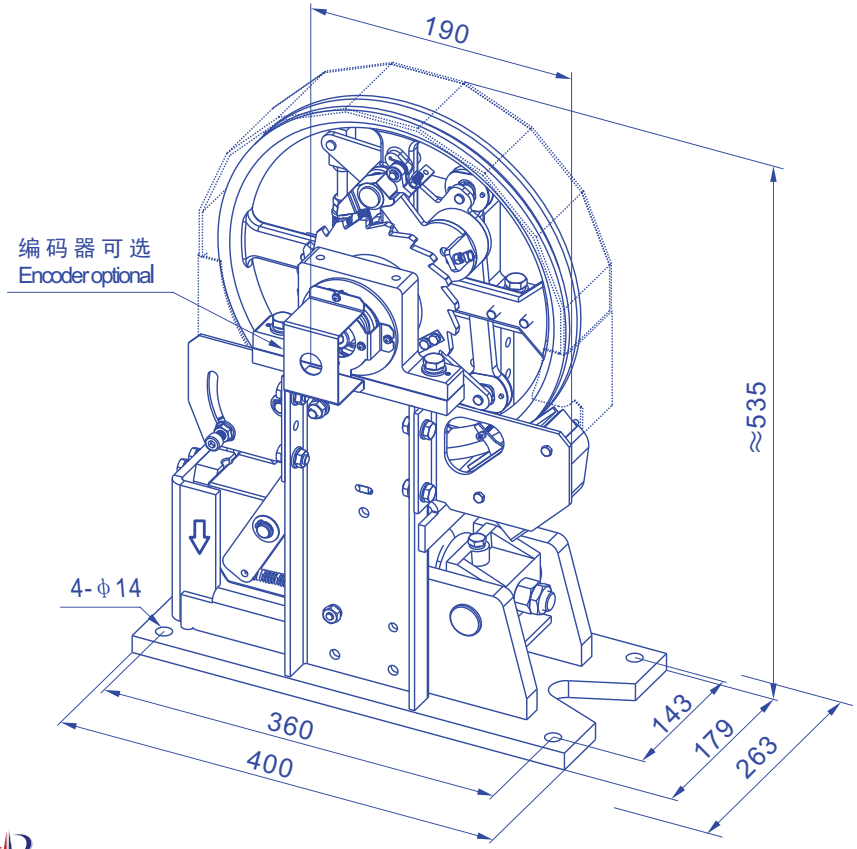


专利号：

限速器 Overspeed governor XS310

| 型号 Type | 额定速度V(m/s) Rated speed | 提拉力(N) Rope tension force | 钢丝绳直径(mm) Rope Dia. | 绳轮节圆直径(mm) Sheave pitch Dia. |
|---|---|---|---|---|
| XS310 | 3.0、3.5<br>4.0、5.0 | 1500-2700 | Φ8 | Φ310 |

| 张紧装置 Tension device | 提升高度适用范围H(m) Lifting height | 张紧装置张紧力(N) Tensioning force | (可选配的张紧装置型号见张紧装置部分) (The optional tension device please see tension device section) |
|---|---|---|---|
| XS300Z.2A | ≤120 | 480 | |
| XS300Z.2B | 120<H≤150 | 600 | |

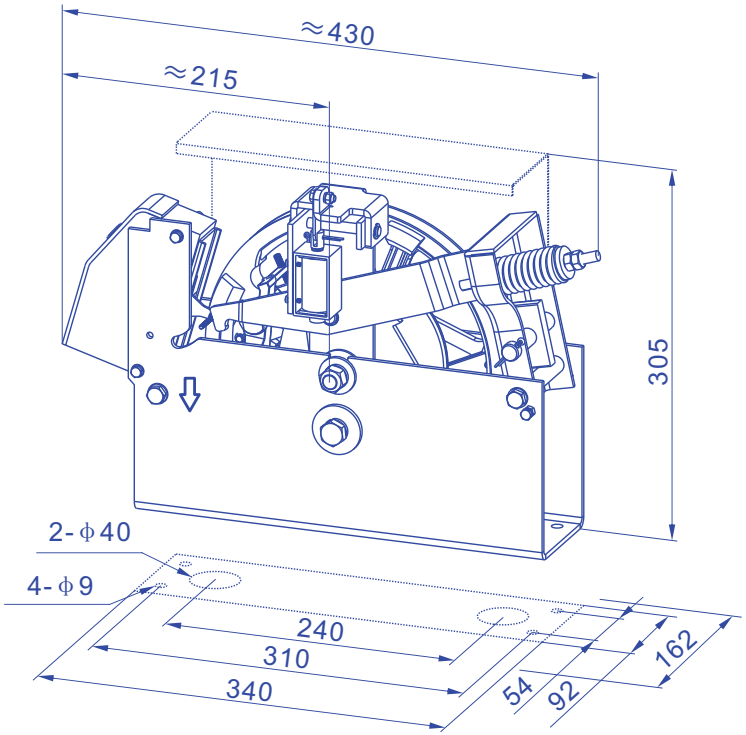


*注：具有下行防溜车功能，适用于无机房。
*Note: With the downward slide proof function
Apply to no machineroom.

专利号：ZL 2016 1 0171418.8 ZL 2016 2 0231536.9

## 限速器 Overspeed governor XS240DW

| 型号 Type | 额定速度V(m/s) Rated speed | 提拉力(N) Rope tension force | 钢丝绳直径(mm) Rope Dia. | 绳轮节圆直径(mm) Sheave pitch Dia. |
|---|---|---|---|---|
| XS240DW | ≤0.63、≤1.00 1.50、1.75、2.00 | 700-1500 | Φ8 | Φ240 |

| 张紧装置 Tension device | 提升高度适用范围H(m) Lifting height | 张紧装置张紧力(N) Tensioning force | (可选配的张紧装置型号见张紧装置部分) (The optional tension device please see tension device section) |
|---|---|---|---|
| XS240.2A(F) | ≤60 | 250 | |
| XS240.2B(F) | 80<H≤120 | 450 | |
| XS240.2C(F) | 60<H≤80 | 300 | |







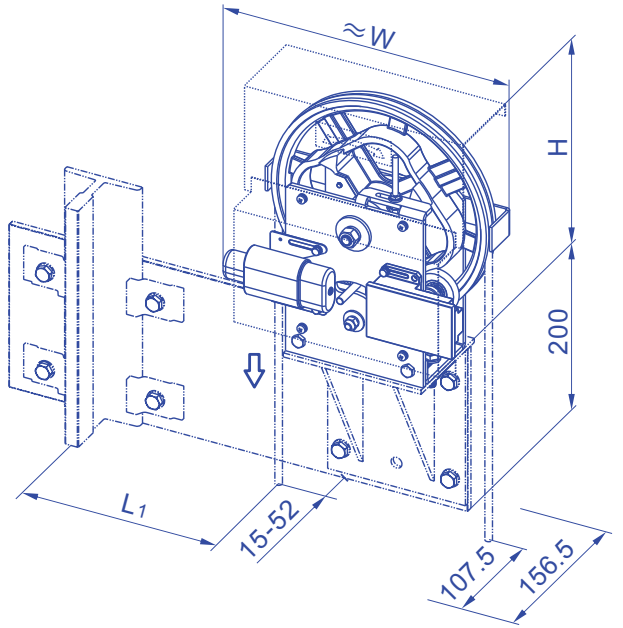


专利号：ZL 2021 2 2112866.X

## 限速器 Overspeed governor XS200/XS250/XS300

| 型号 Type | 额定速度V(m/s) Rated speed | 提拉力(N) Rope tension force | 钢丝绳直径(mm) Rope Dia. | 节圆直径(mm) Sheave pitch Dia. | H(mm) | W(mm) |
|---|---|---|---|---|---|---|
| XS200 | ≤1.00 | 600-1300 | Φ6 | Φ200 | 283 | 220 |
| XS250 | ≤1.00、1.50 | 700-1500 | Φ8 | Φ250 | 308 | 270 |
| XS300 | 1.60、1.75、2.00 | 700-1500 | Φ8 | Φ300 | 333 | 320 |

| 张紧装置 Tension device | L1(mm) | 限速器绳张紧力(N) Tensioning force | (可选配的张紧装置型号见张紧装置部分) (The optional tension device please see tension device section) |
|---|---|---|---|
| XS200.2 | 184-222 | 150-250 | XS200.2 |
| XS250.2 | 206-244 | 200-300 | XS250.2、ZDXS250.2 |
| XS300.2 | 226-264 | 250-350 | XS300.2、ZDXS300.2 |

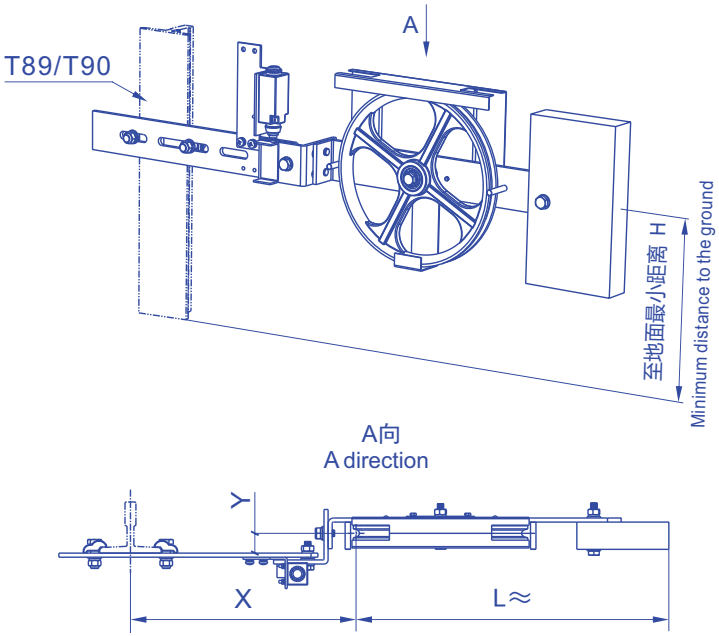


## 钢件张紧装置 Tension device XSY200.2/XS240.2

| 型号 Type | 钢丝绳直径 (mm) Rope Dia. | 绳轮节圆直径(mm) Sheave pitch Dia. | 提升高度适用范围H(m) Lifting height | 张紧装置张紧力(N) Tension force |
|---|---|---|---|---|
| XSY200.2A | Φ6 | Φ196 | H≤80 | 300 |
| XSY200.2B | Φ6 | Φ196 | 80<H≤120 | 450 |
| XS240.2A | Φ8 | Φ244 | H≤60 | 250 |
| XS240.2B | Φ8 | Φ244 | 80<H≤120 | 450 |
| XS240.2C | Φ8 | Φ244 | 60<H≤80 | 300 |

| 型号 Type | X | Y | L≈ | H≥ |
|---|---|---|---|---|
| XSY200.2A | 190-210 | 7-34 | 390 | 310 |
| XSY200.2B | 190-210 | 7-34 | 390 | 310 |
| XS240.2A | 212-242 292-322 | 10-48 | 460 | 330 |
| XS240.2B | 212-242 292-322 | 10-48 | 465 | 330 |
| XS240.2C | 212-242 292-322 | 10-48 | 465 | 330 |







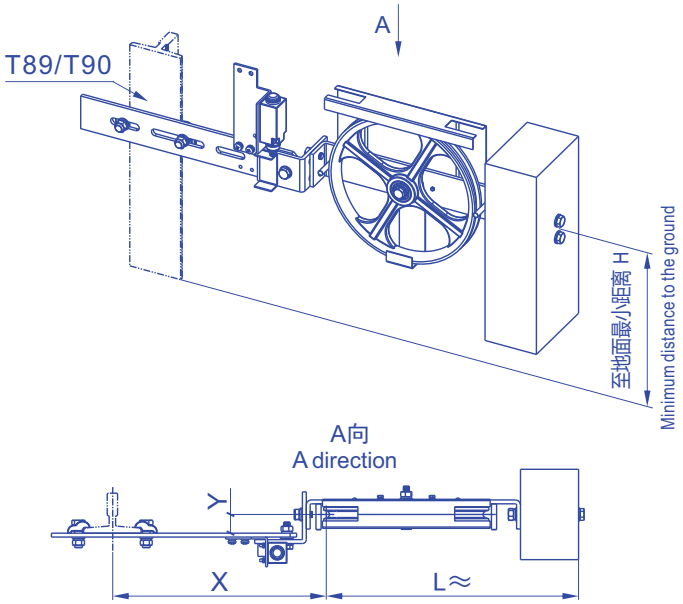


## 复合张紧装置 Tension device XSY200.2F/XS240.2F

| 型号 Type | 钢丝绳直径 (mm) Rope Dia. | 绳轮节圆直径(mm) Sheave pitch Dia. | 提升高度适用范围H(m) Lifting height | 张紧装置张紧力(N) Tension force |
|---|---|---|---|---|
| XSY200.2AF | Φ6 | Φ196 | H≤80 | 300 |
| XSY200.2BF | Φ6 | Φ196 | 80<H≤120 | 450 |
| XS240.2AF | Φ8 | Φ244 | H≤80 | 300 |
| XS240.2BF | Φ8 | Φ244 | 80<H≤120 | 450 |

| 型号 Type | X | Y | L≈ | H≥ |
|---|---|---|---|---|
| XSY200.2AF | 190-210 | 7-34 | 365 | 370 |
| XSY200.2BF | 190-210 | 7-34 | 365 | 370 |
| XS240.2AF | 212-242 292-322 | 10-48 | 400 | 370 |
| XS240.2BF | 212-242 292-322 | 10-48 | 400 | 370 |

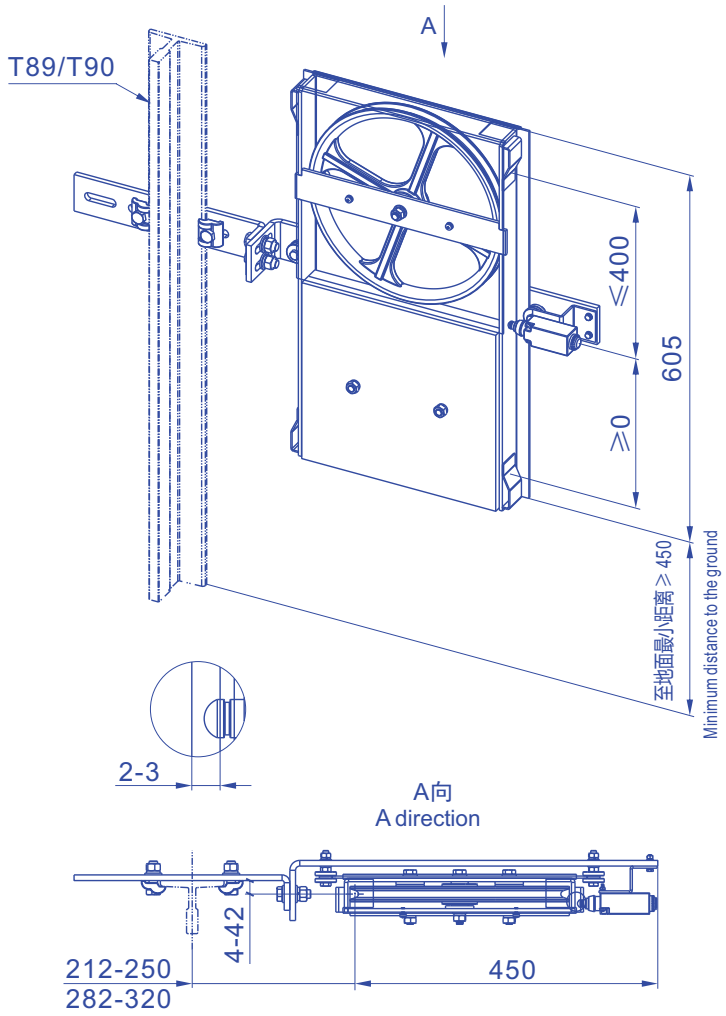


垂直张紧装置 Vertical tension device XS300Z.2

| 型号 Type | 钢丝绳直径 (mm) Rope Dia. | 绳轮节圆直径(mm) Sheave pitch Dia. | 提升高度适用范围H(m) Lifting height | 张紧装置张紧力(N) Tension force |
|---|---|---|---|---|
| XS300Z.2A | Φ8 | Φ296 | H≤120 | 480 |
| XS300Z.2B | Φ8 | Φ296 | 120<H≤150 | 600 |







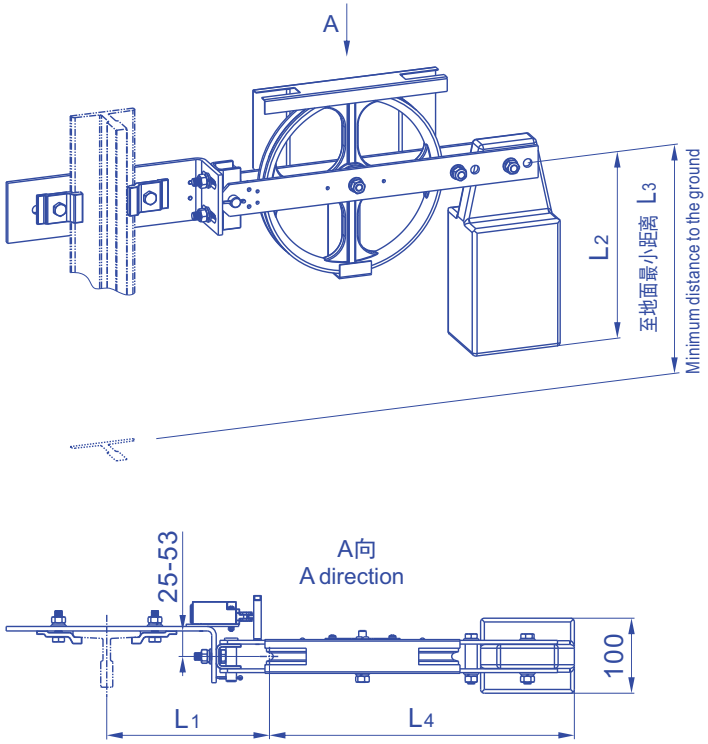


张紧装置 Tension device XS200.2/XS250.2/XS300.2

| 型号 Type | 钢丝绳直径 (mm) Rope Dia. | 绳轮节圆直径(mm) Sheave pitch Dia. | 提升高度适用范围H(m) Lifting height | 张紧装置张紧力(N) Tension force |
|---|---|---|---|---|
| XS200.2 | Φ6 | Φ196 | H≤50 | ≥300 |
| XS250.2 | Φ8 | Φ244 | H≤60 | ≥400 |
| XS300.2 | Φ8 | Φ296 | H≤80 | ≥500 |
| 型号 Type | L1 | L2 | L3 | L4 |
| XS200.2 | 184-222 | 180 | ≥480 | 380 |
| XS250.2 | 206-244 | 255 | ≥550 | 406 |
| XS300.2 | 226-264 | 255 | ≥550 | 462 |

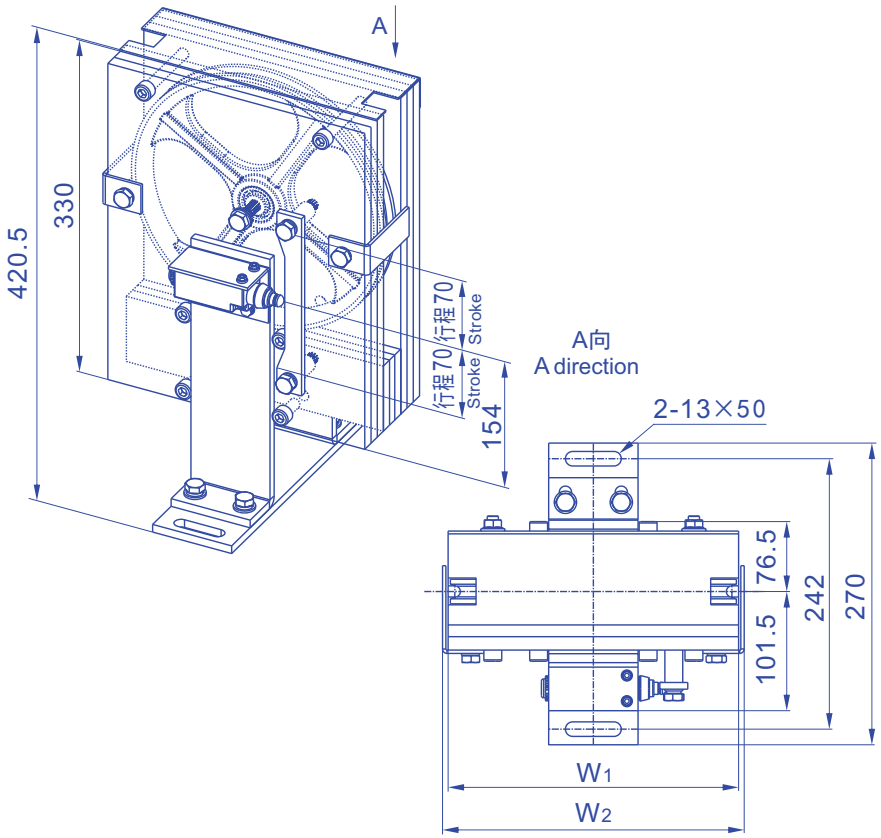


## 垂直张紧装置 Vertical tension device ZDXS250/ZDXS300

| 型号 Type | 钢丝绳直径 (mm) Rope Dia. | 绳轮节圆直径(mm) Sheave pitch Dia. | 提升高度适用范围H(m) Lifting height | 张紧装置张紧力(N) Tension force |
|---|---|---|---|---|
| ZDXS250 | Φ8 | Φ244 | H≤80 | 550 |
| ZDXS300 | Φ8 | Φ294 | H≤80 | 550 |

| 型号 Type | W1 | W2 |
|---|---|---|
| ZDXS250 | 260 | 270 |
| ZDXS300 | 310 | 320 |







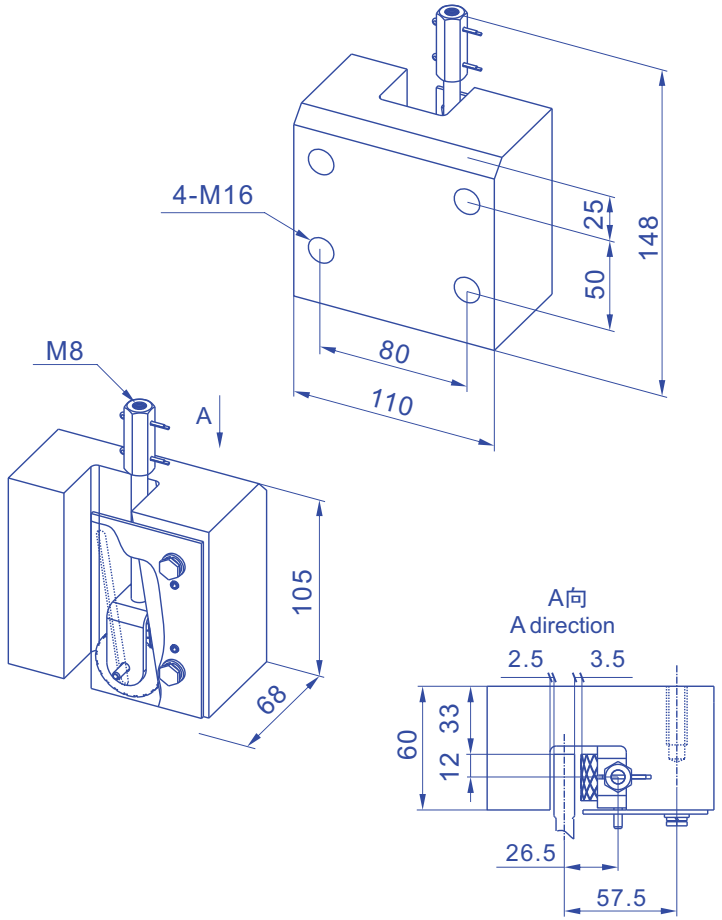


## 安全钳 Safety Gear AH01

| 型号 Type | 额定速度V (m/s) Rated speed | 总允许质量 (P+Q) 1 (kg) Allowable gross mass | 导轨宽度(mm) Width of guide rails |
|---|---|---|---|
| AH01 | ≤0.63 | ≤2600 | 10、16 |

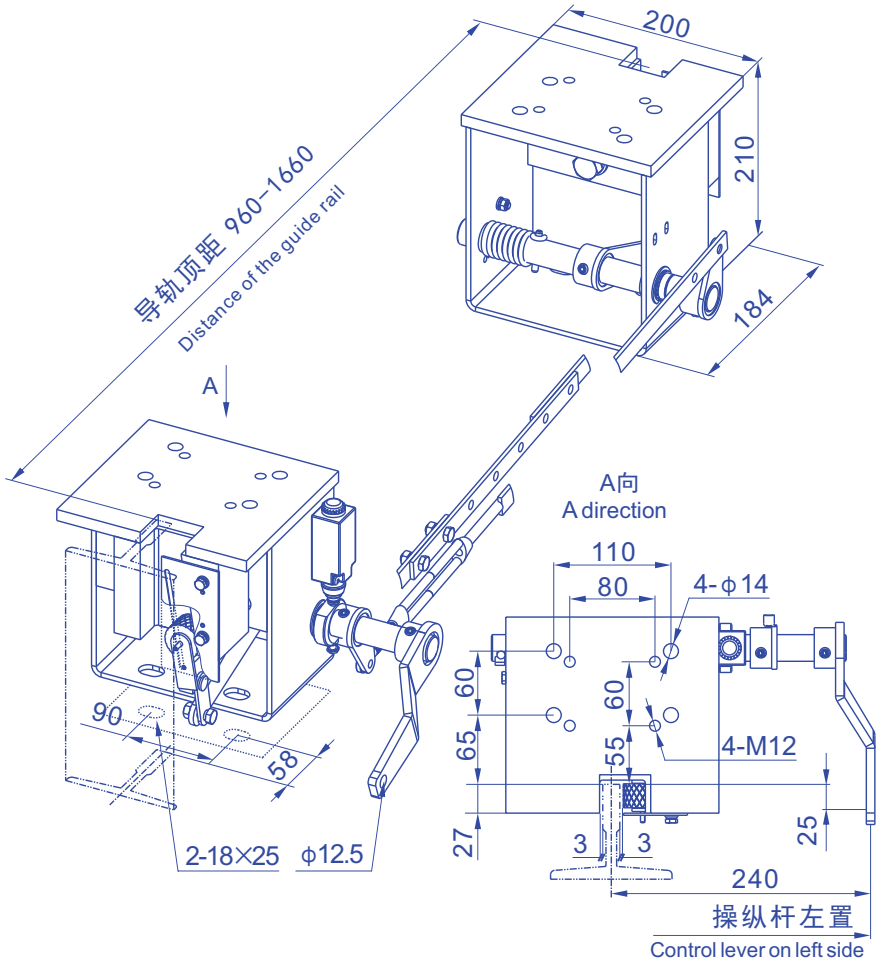


安全制动装置 Safety brake device AH01Z

| 型号 Type | 额定速度V(m/s) Rated speed | 总允许质量(P+Q)1(kg) Allowable gross mass | 导轨宽度(mm) Width of guide rails | 导轨顶距(mm) Distance of the guide rail |
|---|---|---|---|---|
| AH01Z | ≤0.63 | ≤2600 | 10、16 | 960-1660 |

| 推荐使用导靴 Recommend using guide shoe | 导轨正压力(N) Pressure on the front surface of guide rail | 导轨侧压力(N) Pressure on the side surface of guide rail | (可选配的导靴型号见导靴部分) (The optional guide shoe please see guide shoe section) |
|---|---|---|---|
| DK2 | ≤1000 | ≤650 | |







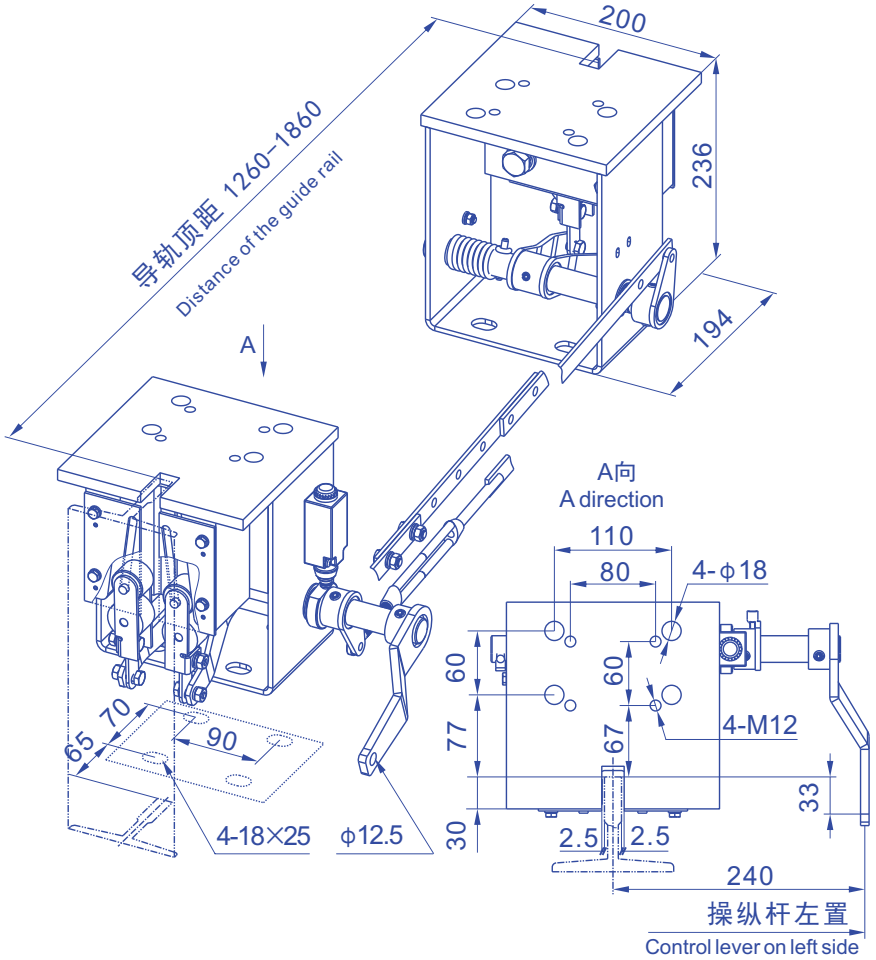


安全制动装置 Safety brake device AH02Z

| 型号 Type | 额定速度V(m/s) Rated speed | 总允许质量(P+Q)1(kg) Allowable gross mass | 导轨宽度(mm) Width of guide rails | 导轨顶距(mm) Distance of the guide rail |
|---|---|---|---|---|
| AH02Z | ≤0.63 | ≤5000 | 16 | 1260-1860 |

| 推荐使用导靴 Recommend using guide shoe | 导轨正压力(N) Pressure on the front surface of guide rail | 导轨侧压力(N) Pressure on the side surface of guide rail | (可选配的导靴型号见导靴部分) (The optional guide shoe please see guide shoe section) |
|---|---|---|---|
| DH03 | ≤2000 | ≤2000 | |

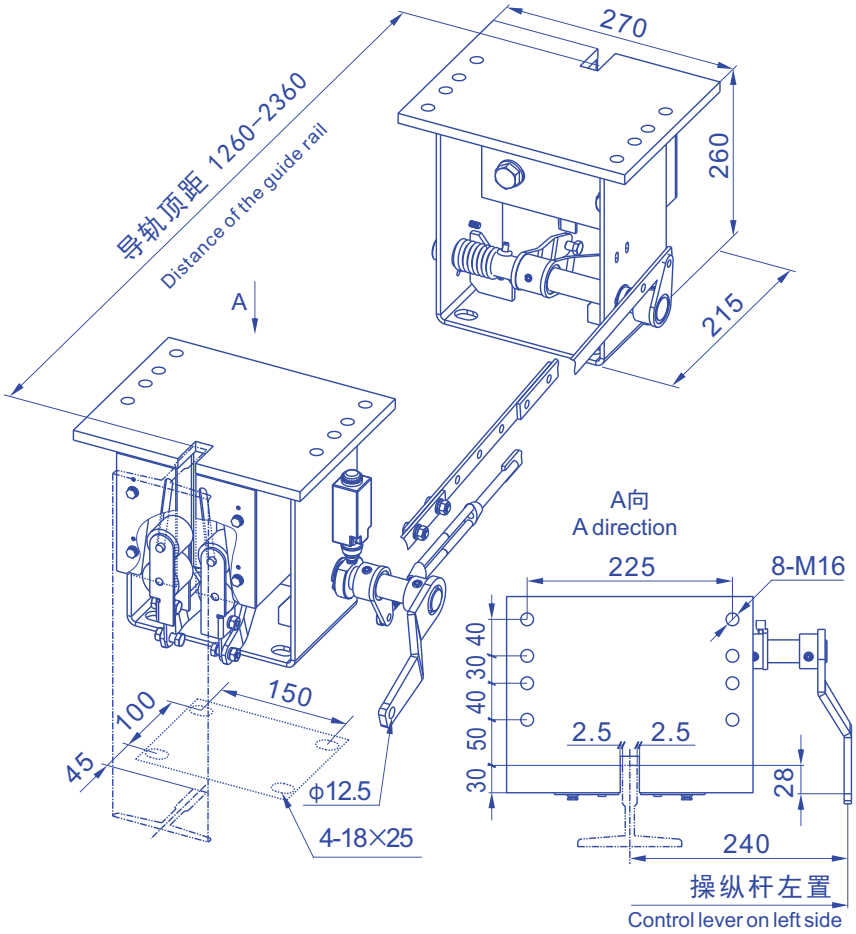


安全制动装置 Safety brake device AH03Z

| 型号 Type | 额定速度V (m/s) Rated speed | 总允许质量 (P+Q) 1 (kg) Allowable gross mass | 导轨宽度 (mm) Width of guide rails | 导轨顶距 (mm) Distance of the guide rail |
|---|---|---|---|---|
| AH03Z | ≤0.63 | ≤8000 | 16 | 1260-2360 |

| 推荐使用导靴 Recommend using guide shoe | 导轨正压力 (N) Pressure on the front surface of guide rail | 导轨侧压力 (N) Pressure on the side surface of guide rail | (可选配的导靴型号见导靴部分) (The optional guide shoe please see guide shoe section) |
|---|---|---|---|
| DH05 | ≤6000 | ≤6000 | |





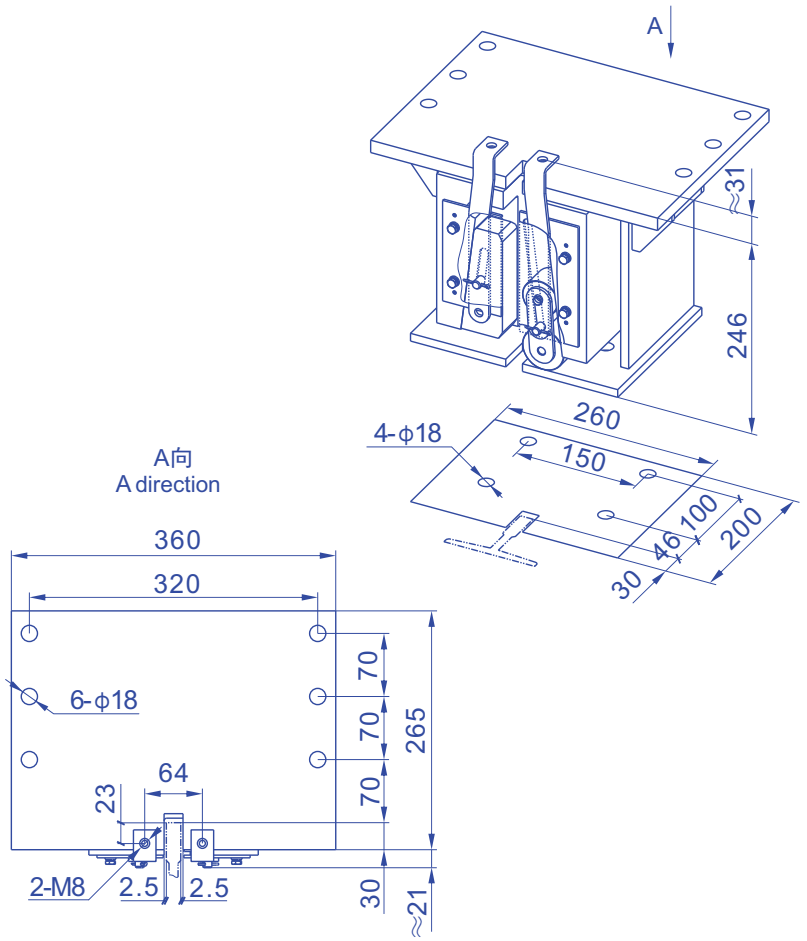


CE 安全制动装置 Safety brake device AH04

| 型号 Type | 额定速度V (m/s) Rated speed | 总允许质量 (P+Q) 1 (kg) Allowable gross mass | 导轨宽度 (mm) Width of guide rails |
|---|---|---|---|
| AH04 | ≤0.63 | ≤16000 | 16 |

| 推荐使用导靴 Recommend using guide shoe | 导轨正压力 (N) Pressure on the front surface of guide rail | 导轨侧压力 (N) Pressure on the side surface of guide rail | (可选配的导靴型号见导靴部分) (The optional guide shoe please see guide shoe section) |
|---|---|---|---|
| DH05 | ≤6000 | ≤6000 | |




安全钳

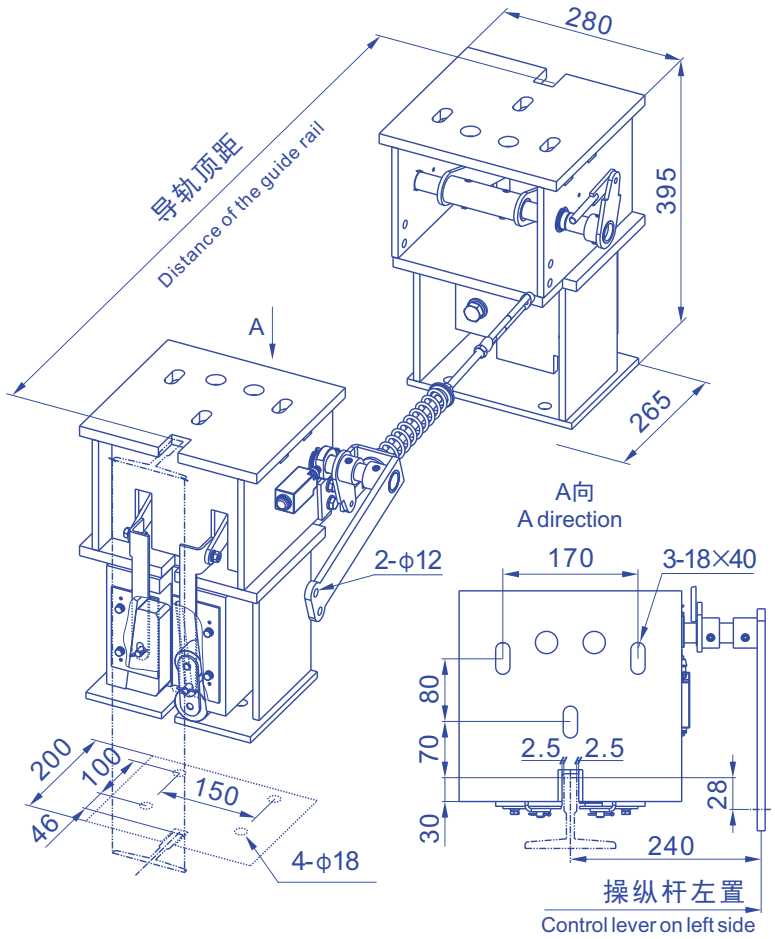


CE

## 安全制动装置 Safety brake device AH04Z

| 型号 Type | 额定速度V(m/s) Rated speed | 总允许质量(P+Q)1(kg) Allowable gross mass | 导轨宽度(mm) Width of guide rails |
|---|---|---|---|
| AH04Z | ≤0.63 | ≤16000 | 16 |

| 推荐使用导靴 Recommend using guide shoe | 导轨正压力(N) Pressure on the front surface of guide rail | 导轨侧压力(N) Pressure on the side surface of guide rail | (可选配的导靴型号见导靴部分) (The optional guide shoe please see guide shoe section) |
|---|---|---|---|
| DH05 | ≤6000 | ≤6000 | |







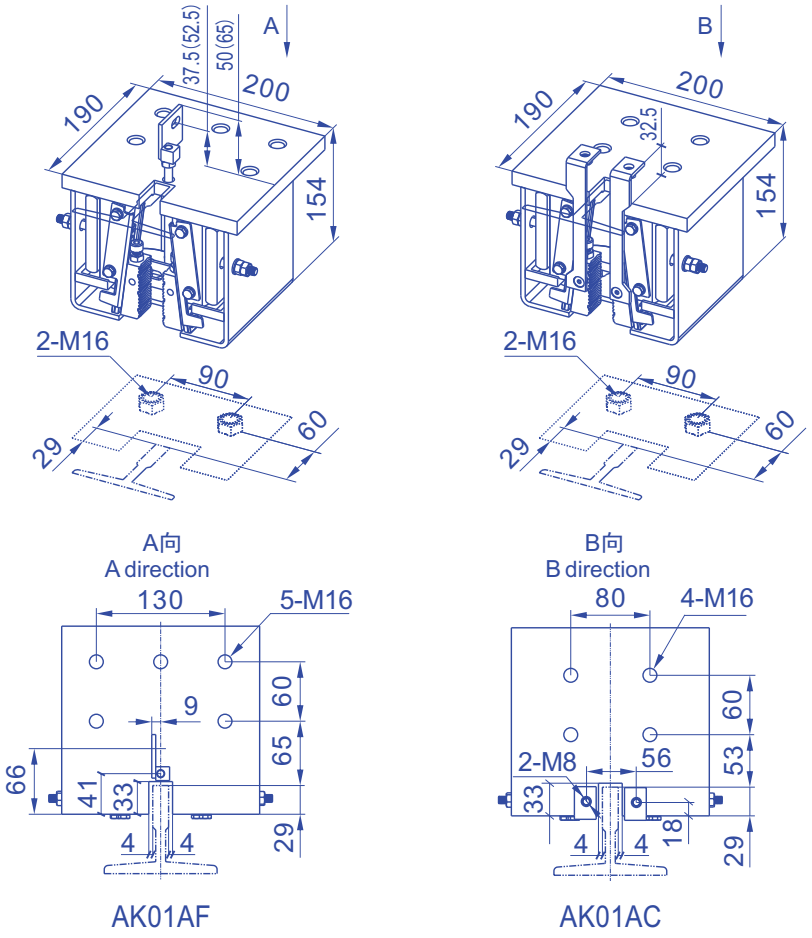


## 安全钳 Safety Gear AK01AF/AK01AC

| 型号 Type | 额定速度V(m/s) Rated speed | 总允许质量(P+Q)1(kg) Allowable gross mass | 导轨宽度(mm) Width of guide rails | 导轨润滑 Rail lubrication | 提拉方式 Rail lubrication |
|---|---|---|---|---|---|
| AK01AF | 0.25-2.50 | 1000-2800 | 10、16 | 有yes、无no | 单提拉Single-draw |
| AK01AC | 0.25-2.50 | 1000-2800 | 10、16 | 有yes、无no | 双提拉Double-draw |

| 推荐使用导靴 Recommend using guide shoe | 导轨正压力(N) Pressure on the front surface of guide rail | 导轨侧压力(N) Pressure on the side surface of guide rail | (可选配的导靴型号见导靴部分) (The optional guide shoe please see guide shoe section) |
|---|---|---|---|
| DK2 | ≤1000 | ≤650 | |

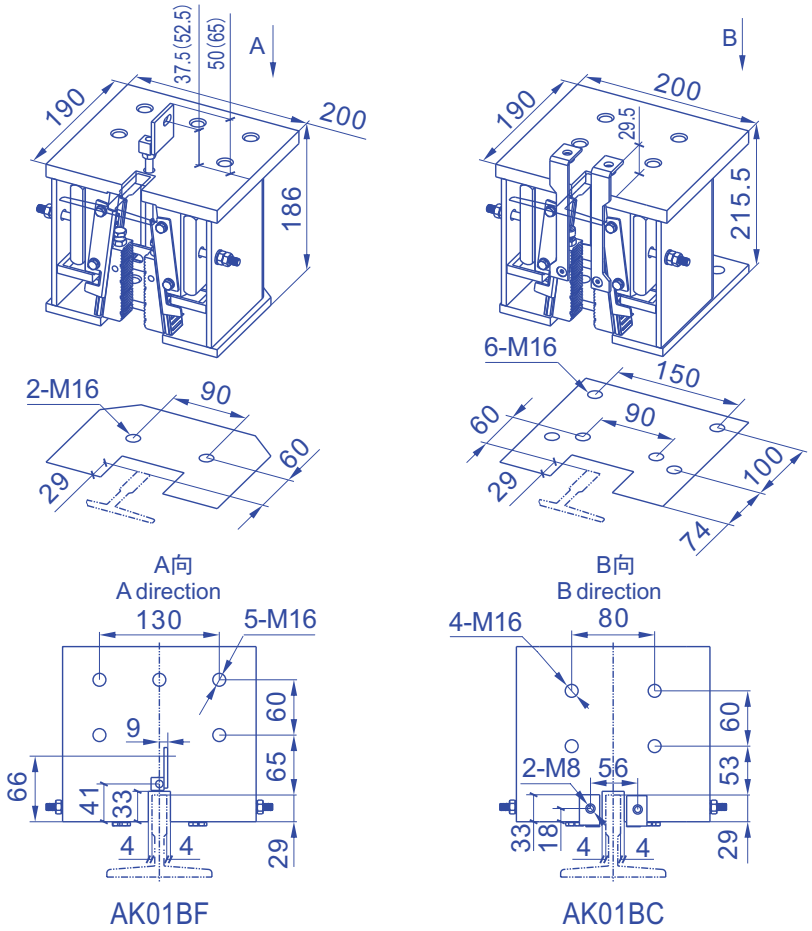


CE

安全钳 Safety Gear AK01BF/AK01BC

| 型号 Type | 额定速度V(m/s) Rated speed | 总允许质量(P+Q)1(kg) Allowable gross mass | 导轨宽度(mm) Width of guide rails | 导轨润滑 Rail lubrication | 提拉方式 Rail lubrication |
|---|---|---|---|---|---|
| AK01BF | 0.25-2.50 | 1000-5600 | 10、16 | 有yes、无no | 单提拉Single-draw |
| AK01BC | 0.25-2.50 | 1000-5600 | 10、16 | 有yes、无no | 双提拉Double-draw |

| 推荐使用导靴 Recommend using guide shoe | 导轨正压力(N) Pressure on the front surface of guide rail | 导轨侧压力(N) Pressure on the side surface of guide rail | (可选配的导靴型号见导靴部分) (The optional guide shoe please see guide shoe section) |
|---|---|---|---|
| DK2 | ≤1000 | ≤650 | |
| DX1B | ≤1000 | ≤700 | |





## 安全钳AK01AF、AK01BF底梁安装结构示意图

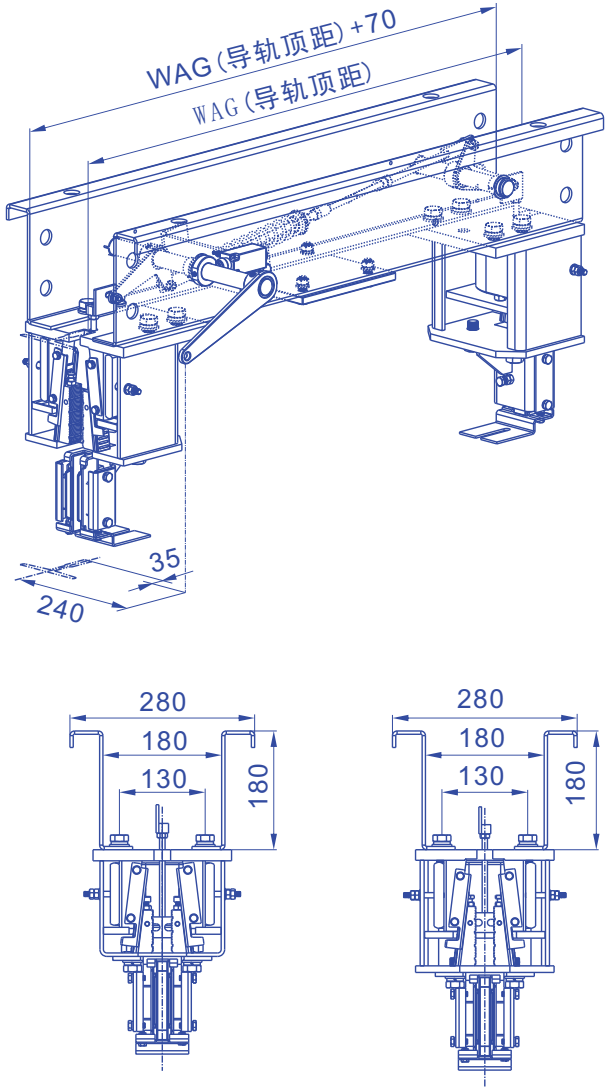

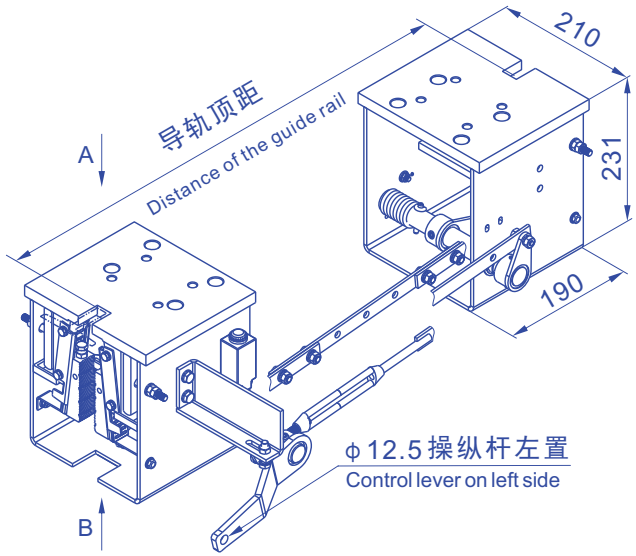


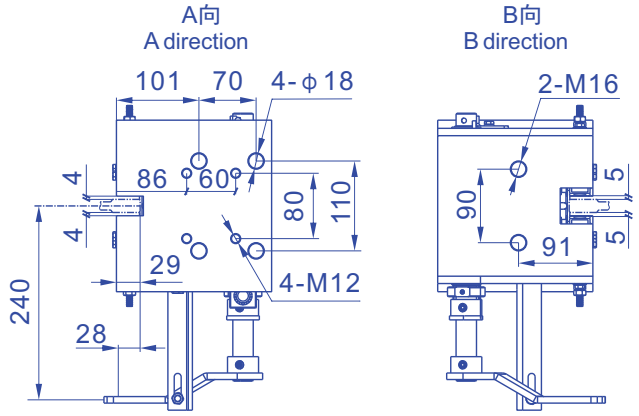


CE 安全制动装置 Safety brake device AK01ZA

| 型号 Type | 额定速度V(m/s) Rated speed | 总允许质量(P+Q)1(kg) Allowable gross mass | 导轨宽度(mm) Width of guide rails | 导轨顶距(mm) Distance of the guide rail |
|---|---|---|---|---|
| AK01ZA | 0.25-2.50 | 1000-2800 | 10、16 | 960-2100 |

| 推荐使用导靴 Recommend using guide shoe | 导轨正压力(N) Pressure on the front surface of guide rail | 导轨侧压力(N) Pressure on the side surface of guide rail | (可选配的导靴型号见导靴部分) (The optional guide shoe please see guide shoe section) |
|---|---|---|---|
| DK2 | ≤1000 | ≤650 | |







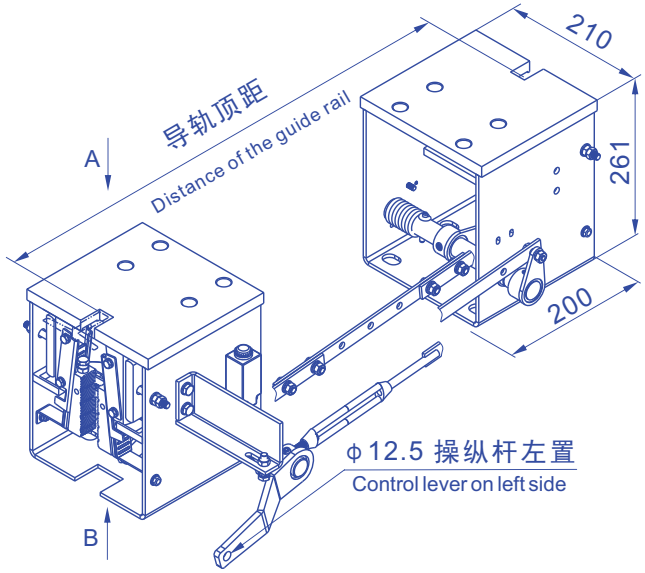


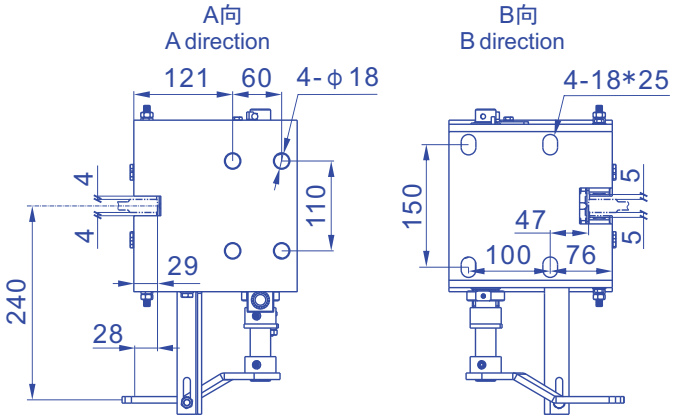


CE 安全制动装置 Safety brake device AK01ZB

| 型号 Type | 额定速度V(m/s) Rated speed | 总允许质量(P+Q)1(kg) Allowable gross mass | 导轨宽度(mm) Width of guide rails | 导轨顶距(mm) Distance of the guide rail |
|---|---|---|---|---|
| AK01ZB | 0.25-2.50 | 2800-3600 | 10、16 | 960-2100 |

| 推荐使用导靴 Recommend using guide shoe | 导轨正压力(N) Pressure on the front surface of guide rail | 导轨侧压力(N) Pressure on the side surface of guide rail | (可选配的导靴型号见导靴部分) (The optional guide shoe please see guide shoe section) |
|---|---|---|---|
| DK1 | ≤1000 | ≤700 | |

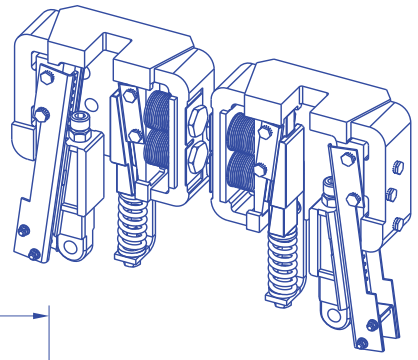

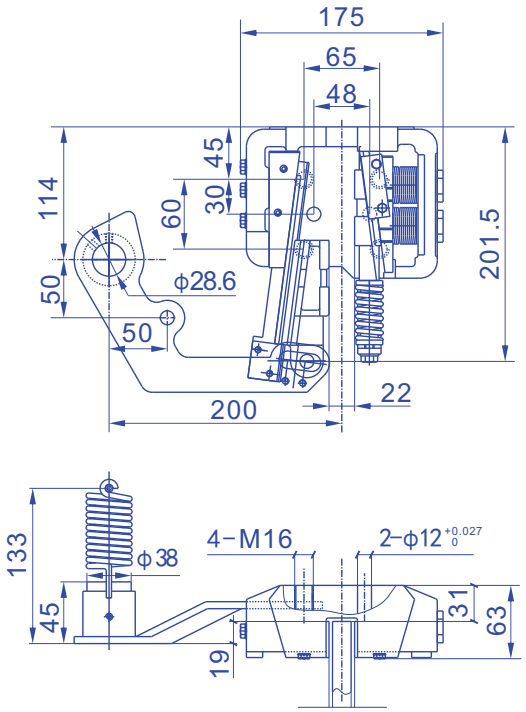


安全钳 Safety Gear AK04

| 型号 Type | 额定速度V(m/s) Rated speed | 总允许质量(P+Q)1(kg) Allowable gross mass | 导轨润滑 Rail lubrication | 导轨宽度(mm) Width of guide rails |
|---|---|---|---|---|
| AK04 | 0.25-2.50 | 1000-2800 | 有yes | 10、16 |







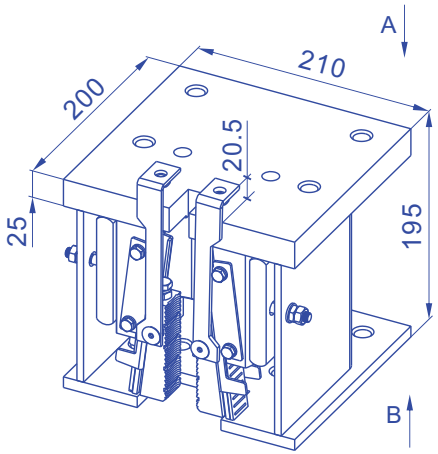


A向
A direction

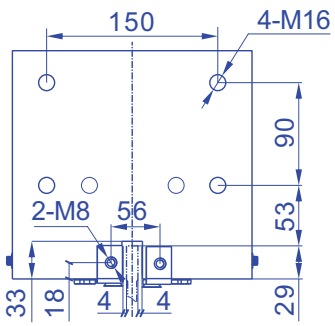


B向
B direction

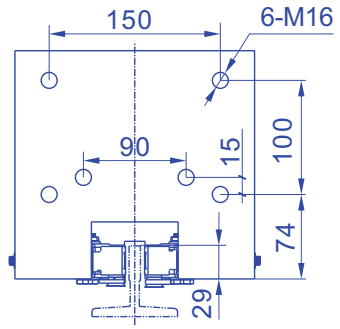


安全钳 Safety Gear AK05

| 型号 Type | 额定速度V(m/s) Rated speed | 总允许质量(P+Q)1(kg) Allowable gross mass | 导轨宽度(mm) Width of guide rails | 导轨润滑 Rail lubrication | 提拉方式 Rail lubrication |
|---|---|---|---|---|---|
| AK05 | 0.50-1.00 | 4000-7000 | 16 | 有yes | 双提拉Double-draw |

| 推荐使用导靴 Recommend using guide shoe | 导轨正压力(N) Pressure on the front surface of guide rail | 导轨侧压力(N) Pressure on the side surface of guide rail | (可选配的导靴型号见导靴部分) (The optional guide shoe please see guide shoe section) |
|---|---|---|---|
| DH05 | ≤6000 | ≤6000 | |

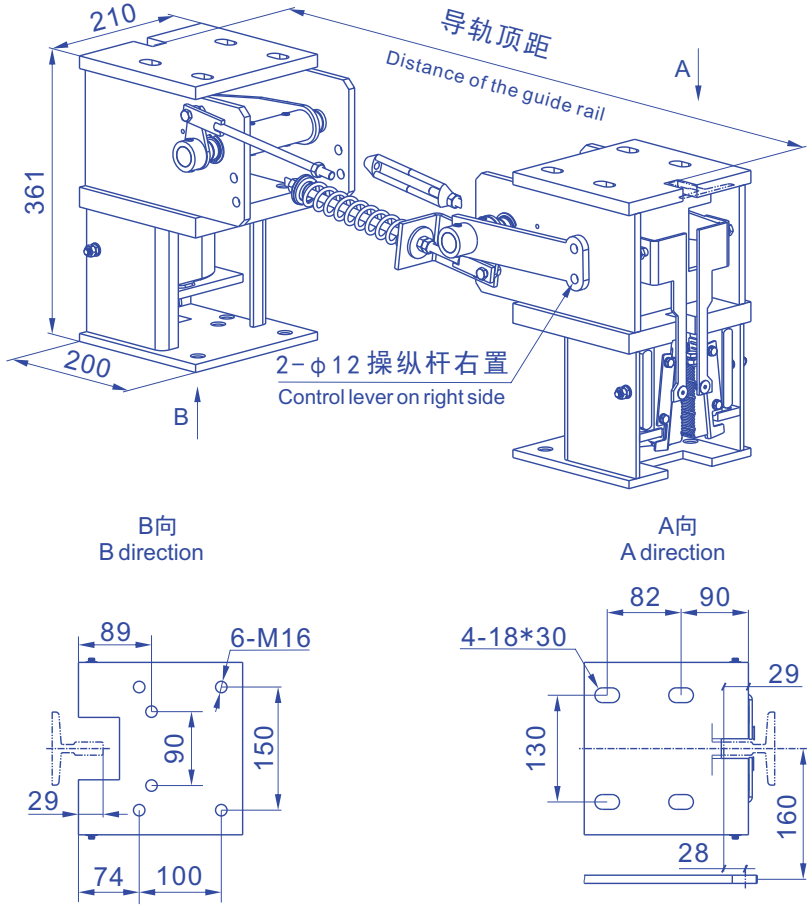


安全制动装置 Safety brake device AK05Z

| 型号 Type | 额定速度V(m/s) Rated speed | 总允许质量(P+Q)1(kg) Allowable gross mass | 导轨宽度(mm) Width of guide rails | 导轨润滑 Rail lubrication |
|---|---|---|---|---|
| AK05Z | 0.50-1.00 | 4000-7000 | 16 | 有 yes |
| 推荐使用导靴 Recommend using guide shoe | 导轨正压力(N) Pressure on the front surface of guide rail | 导轨侧压力(N) Pressure on the side surface of guide rail | (可选配的导靴型号见导靴部分) (The optional guide shoe please see guide shoe section) | |
| DH05 | ≤6000 | ≤6000 | | |





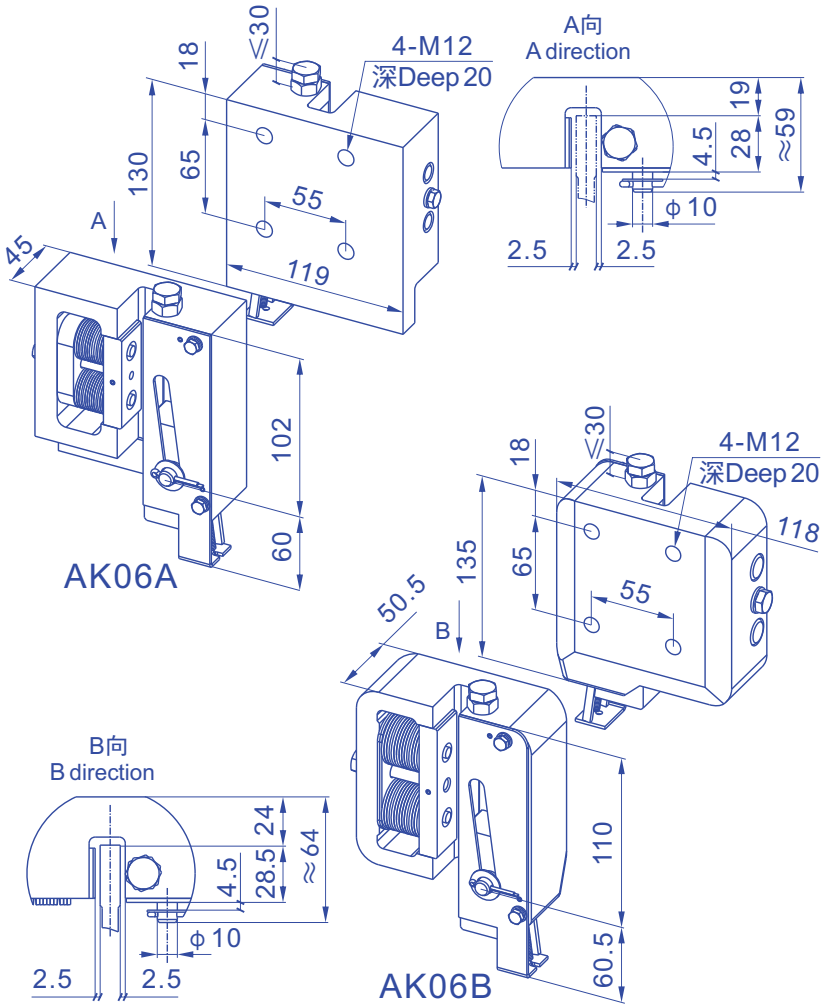


安全钳 Safety Gear AK06A/AK06B

| 型号 Type | 额定速度V(m/s) Rated speed | 总允许质量(P+Q)1(kg) Allowable gross mass | 导轨宽度(mm) Width of guide rails | 导轨润滑 Rail lubrication |
|---|---|---|---|---|
| AK06A | 0.25-2.00 | 600-2700 | 9、10、15.88、16 | 有 yes |
| AK06B | 0.25-2.50 | 700-3200 | 9、10、15.88、16 | 有 yes |




安全钳

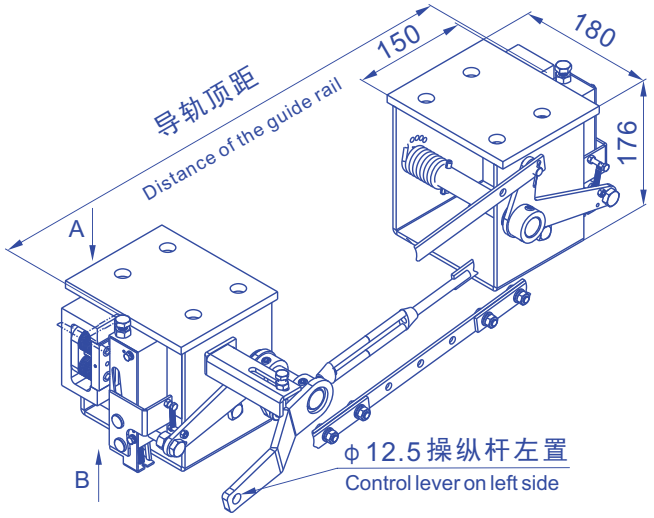


A向
A direction

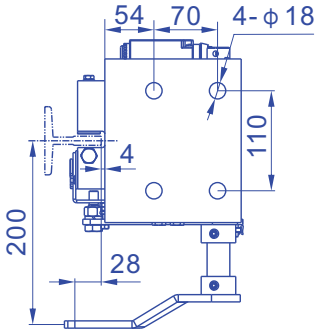


B向
B direction

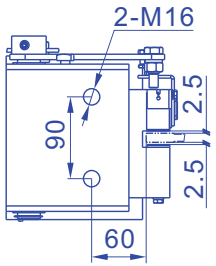


## 安全制动装置 Safety brake device AK06AZ/AK06BZ

| 型号 Type | 额定速度V(m/s) Rated speed | 总允许质量(P+Q)1(kg) Allowable gross mass | 导轨宽度(mm) Width of guide rails | 导轨顶距(mm) Distance of the guide rail |
|---|---|---|---|---|
| AK06AZ | 0.25-2.00 | 600-2700 | 9、10、15.88、16 | 800-1800 |
| AK06BZ | 0.25-2.50 | 700-3200 | 9、10、15.88、16 | 800-1800 |

| 推荐使用导靴 Recommend using guide shoe | 导轨正压力(N) Pressure on the front surface of guide rail | 导轨侧压力(N) Pressure on the side surface of guide rail | (可选配的导靴型号见导靴部分) (The optional guide shoe please see guide shoe section) |
|---|---|---|---|
| DK2 | ≤1000 | ≤650 | |





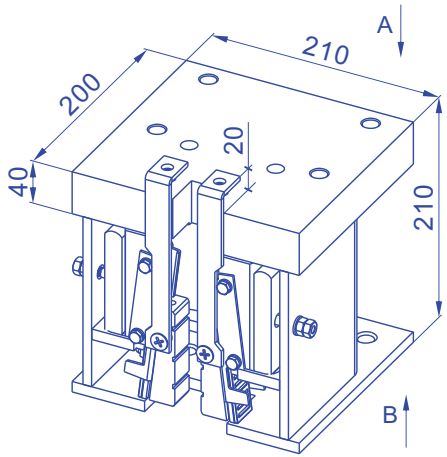


A向
A direction

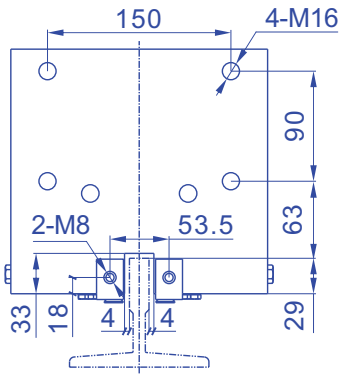


B向
B direction

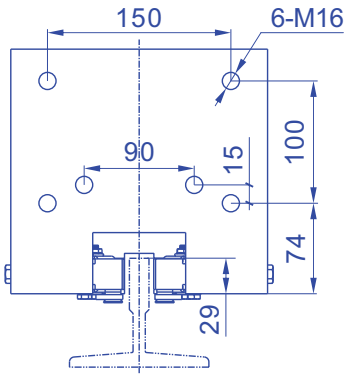


## 安全钳 Safety Gear AK07

| 型号 Type | 额定速度V(m/s) Rated speed | 总允许质量(P+Q)1(kg) Allowable gross mass | 导轨宽度(mm) Width of guide rails | 导轨润滑 Rail lubrication | 提拉方式 Rail lubrication |
|---|---|---|---|---|---|
| AK07 | 0.50-1.50 | 7000-11000 | 15.88、16、19 | 有yes | 双提拉Double-draw |

| 推荐使用导靴 Recommend using guide shoe | 导轨正压力(N) Pressure on the front surface of guide rail | 导轨侧压力(N) Pressure on the side surface of guide rail | (可选配的导靴型号见导靴部分) (The optional guide shoe please see guide shoe section) |
|---|---|---|---|
| DH05 | ≤6000 | ≤6000 | |




安全钳

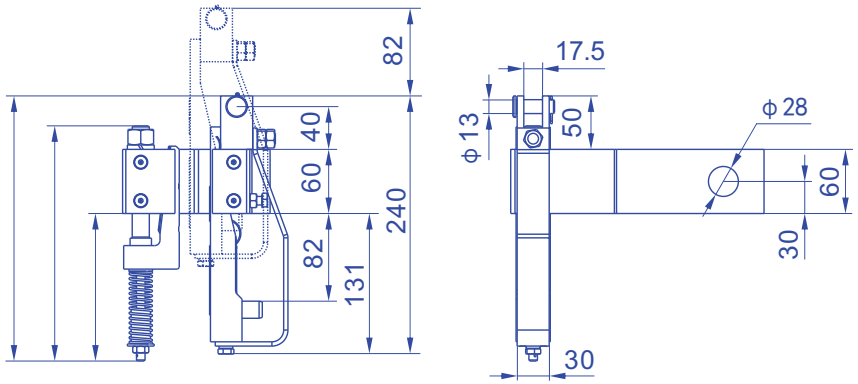


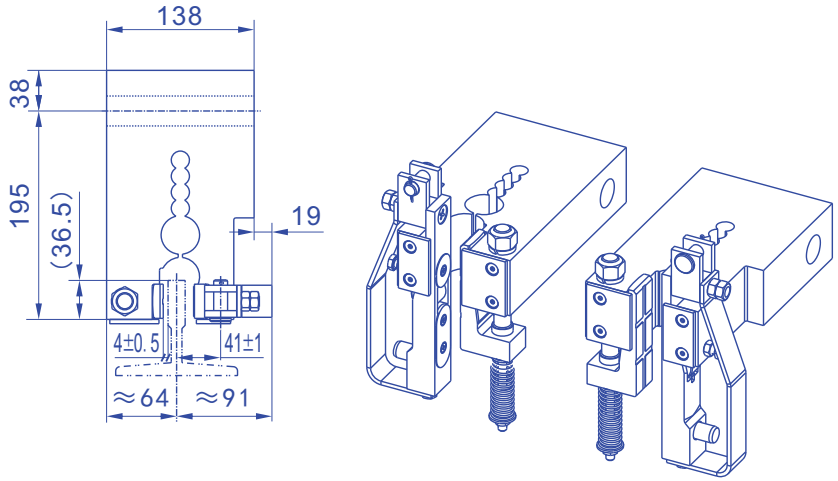


安全钳

## 安全钳 Safety Gear AQ11A

| 型号 Type | 额定速度V(m/s) Rated speed | 总允许质量 (P+Q)1(kg) Allowable gross mass | 导轨宽度(mm) Width of guide rails | 导轨润滑 Rail lubrication |
|---|---|---|---|---|
| AQ11A | 2.50-4.00 | 2800-6500 | 15.88、16、19 | 无no |





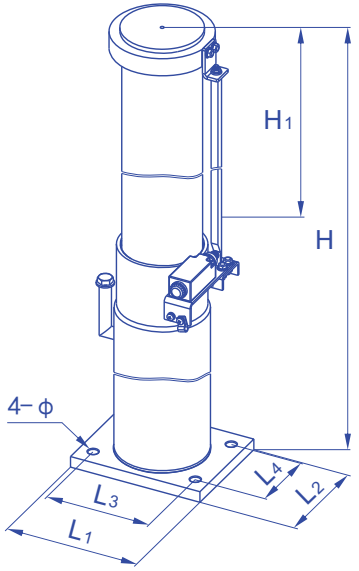


## 缓冲器 Buffer HY420/HY640/HY830/HY1080

| 型号 Type | 额定速度V(m/s) Rated speed | 总允许质量(kg) Allowable gross mass | 缓冲行程H1(mm) Stroke | 自由高度H(mm) Free height | 液体规格及容量(L) Oil mass |
|---|---|---|---|---|---|
| HY420 | ≤2.50 | 600-4600 | 422 | 1146 | L-HM68/4.3 |
| HY640 | ≤3.00 | 1000-5000 | 640 | 1696 | L-HM68/7.5 |
| HY830 | ≤3.50 | 1000-5000 | 830 | 2260 | L-HM68/9.5 |
| HY1080 | ≤4.00 | 1000-5000 | 1080 | 2910 | L-HM68/12 |

| 型号 Type | ϕ | L1 | L2 | L3 | L4 |
|---|---|---|---|---|---|
| HY420 | 14 | 190 | 150 | 150 | 100 |
| HY640 | 16 | 190 | 160 | 150 | 100 |
| HY830 | 17.5 | 250 | 200 | 200 | 150 |
| HY1080 | 17.5 | 250 | 200 | 200 | 150 |

缓冲器

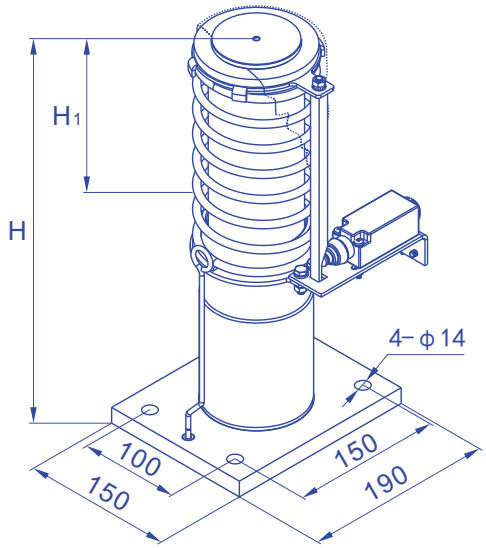


*注：HY275B两种自由高度可选，订单上需明确自由高度尺寸。
*Note:Type HY275B has two free height options, and the free height dimensions shall be specified on the order.

缓冲器

CE 缓冲器 Buffer HY-B

| 型号 Type | 额定速度V(m/s) Rated speed | 总允许质量(kg) Allowable gross mass | 缓冲行程H1(mm) Stroke | 自由高度H(mm) Free height | 液体规格及容量(L) Oil mass |
|---|---|---|---|---|---|
| HY90B | ≤1.00 | 800-4500 | 90 | 381 | L-HM68/0.6 |
| HY180B | ≤1.60 | 600-4500 | 180 | 581 | L-HM68/1.0 |
| HY208B | ≤1.75 | 600-4500 | 208 | 672 | L-HM68/1.2 |
| HY275B | ≤2.00 | 600-4500 | 275 | 763/811 | L-HM68/1.6 |





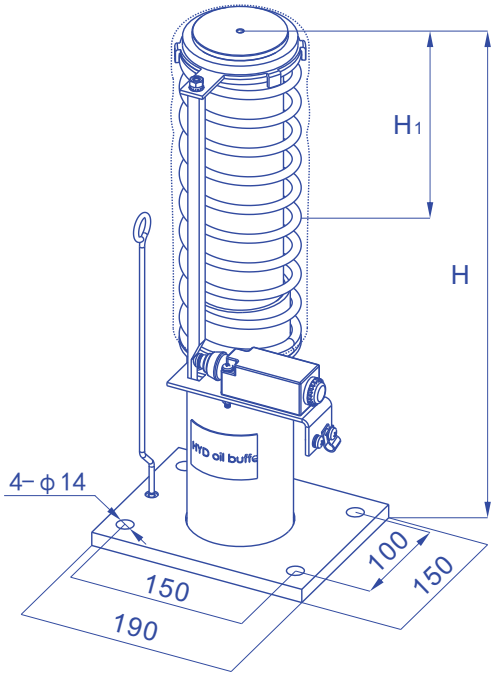


专利号：ZL201120104172.5

缓冲器

CE 缓冲器 Buffer HY-D

| 型号 Type | 额定速度V(m/s) Rated speed | 总允许质量(kg) Allowable gross mass | 缓冲行程H1(mm) Stroke | 自由高度H(mm) Free height | 液体规格及容量(L) Oil mass |
|---|---|---|---|---|---|
| HY70D | ≤1.00 | 600-3000 | 70 | 260 | L-HM68/0.26 |
| HY155D | ≤1.50 | 600-3000 | 155 | 455 | L-HM68/0.59 |
| HY208D | ≤1.75 | 600-3000 | 208 | 590 | L-HM68/0.78 |
| HY272D | ≤2.00 | 600-3000 | 272 | 750 | L-HM68/0.96 |

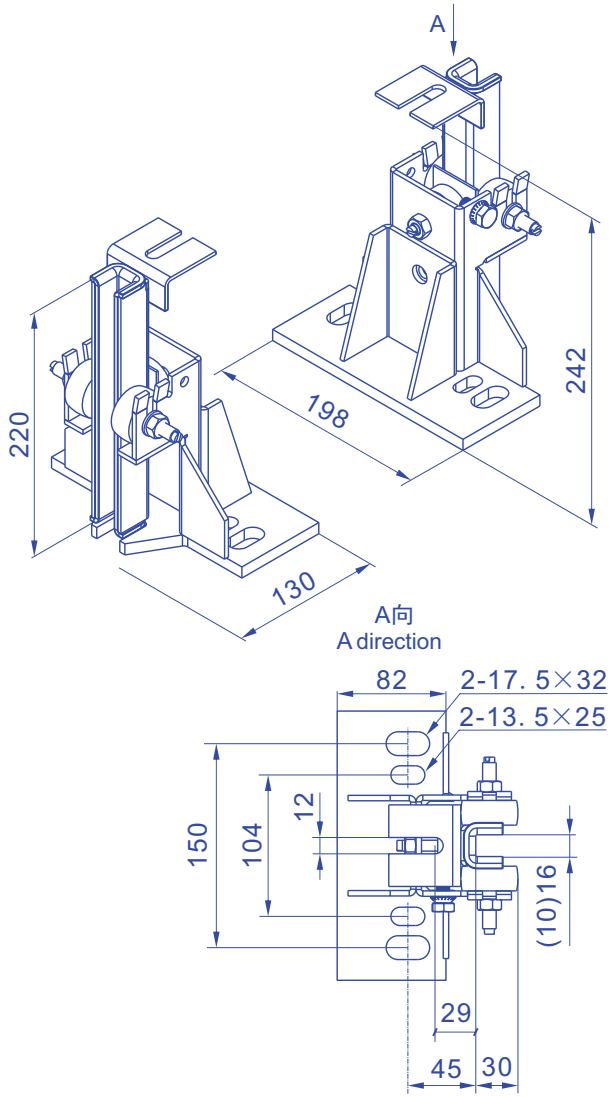


## 滑动导靴 Sliding guide shoe DK1

| 型号 Type | 额定速度V(m/s) Rated speed | 导轨宽度(mm) Width of guide rails | 额定载重量(kg) Allowable gross mass | 导轨正压力(N) Pressure on the front surface of guide rail | 导轨侧压力(N) Pressure on the side surface of guide rail |
|---|---|---|---|---|---|
| DK1 | ≤2.00 | 10、16 | ≤1250 | ≤1000 | ≤700 |





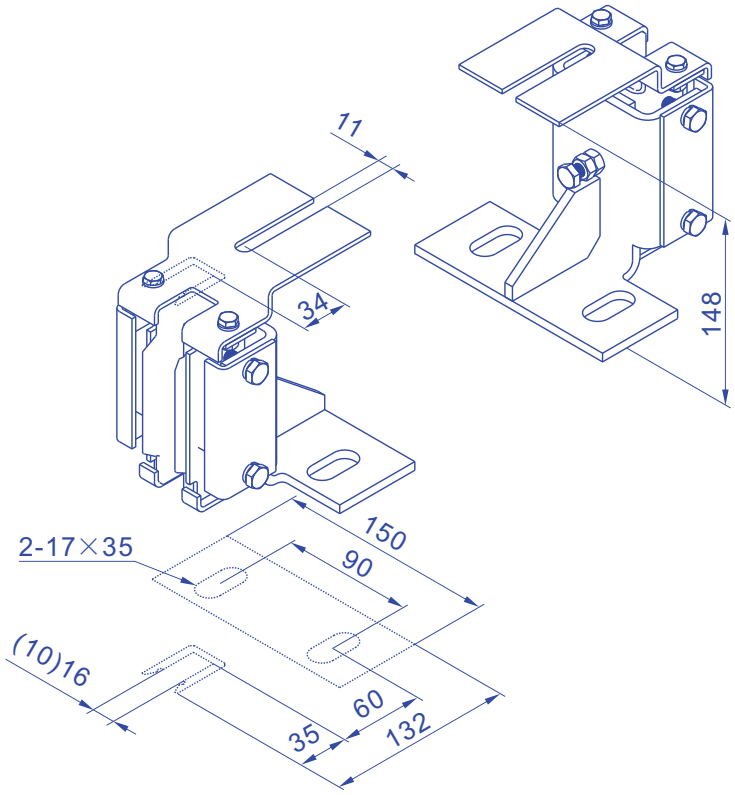


## 滑动导靴 Sliding guide shoe DK2

| 型号 Type | 额定速度V(m/s) Rated speed | 导轨宽度(mm) Width of guide rails | 额定载重量(kg) Allowable gross mass | 导轨正压力(N) Pressure on the front surface of guide rail | 导轨侧压力(N) Pressure on the side surface of guide rail |
|---|---|---|---|---|---|
| DK2 | ≤1.75 | 10、16 | ≤1250 | ≤1000 | ≤650 |

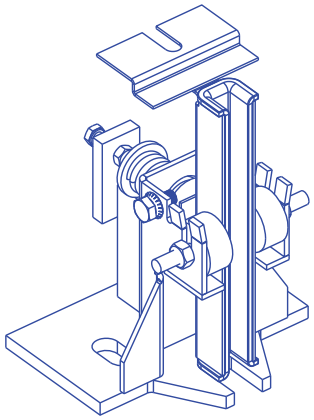

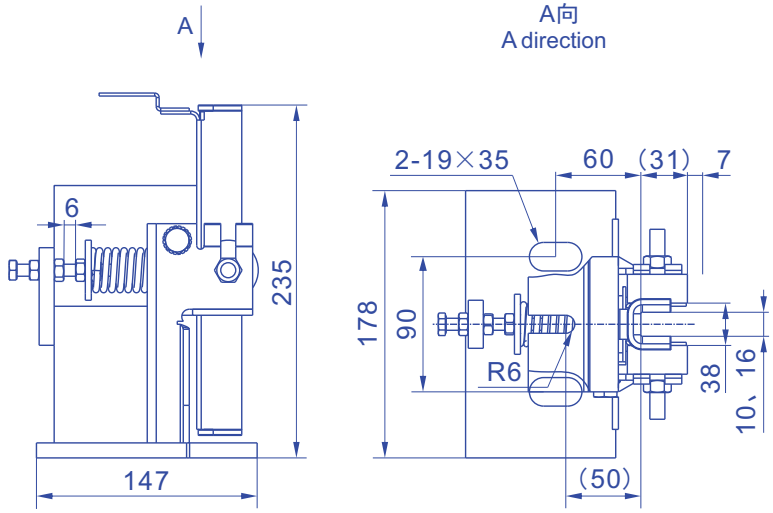


## 滑动导靴 Sliding guide shoe DX1B

| 型号 Type | 额定速度V(m/s) Rated speed | 导轨宽度(mm) Width of guide rails | 额定载重量(kg) Allowable gross mass | 导轨正压力(N) Pressure on the front surface of guide rail | 导轨侧压力(N) Pressure on the side surface of guide rail |
|---|---|---|---|---|---|
| DX1B | ≤2.50 | 10、16 | ≤1250 | ≤1000 | ≤700 |





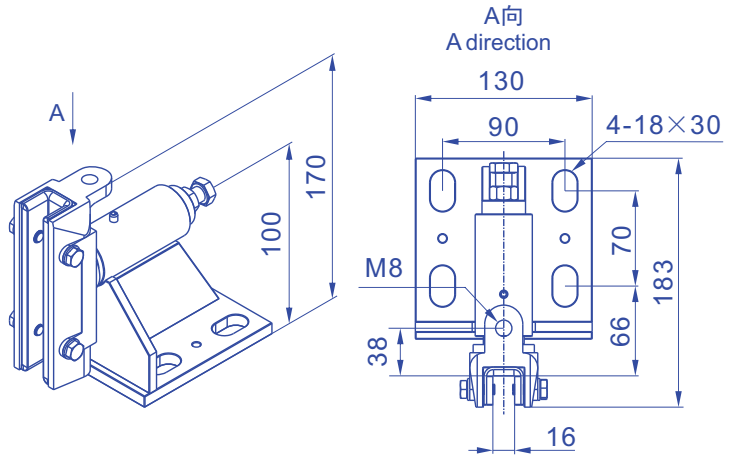


## 滑动导靴 Sliding guide shoe DH03

| 型号 Type | 额定速度V(m/s) Rated speed | 导轨宽度(mm) Width of guide rails | 额定载重量(kg) Allowable gross mass | 导轨正压力(N) Pressure on the front surface of guide rail | 导轨侧压力(N) Pressure on the side surface of guide rail |
|---|---|---|---|---|---|
| DH03 | ≤2.00 | 16 | ≤2000 | ≤2000 | ≤2000 |

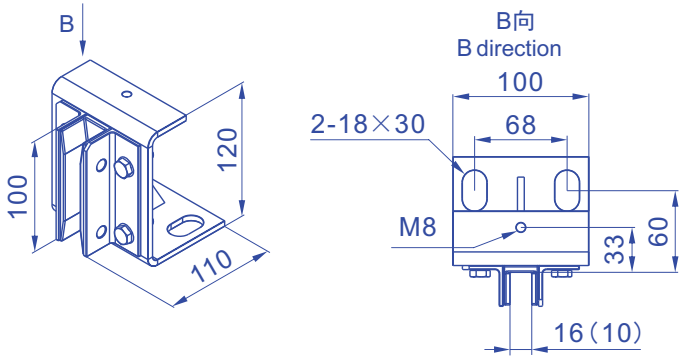


## 滑动导靴 Sliding guide shoe DH04

| 型号 Type | 额定速度V(m/s) Rated speed | 导轨宽度(mm) Width of guide rails |
|---|---|---|
| DH04 | ≤1.75 | 10、16 |

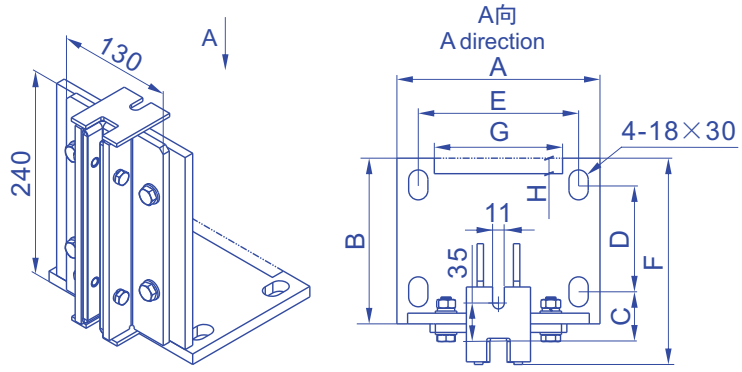


## 滑动导靴 Sliding guide shoe DH05A/DH05B

| 型号 Type | 额定速度V(m/s) Rated speed | 导轨宽度(mm) Width of guide rails | 额定载重量(kg) Allowable gross mass | 导轨正压力(N) Pressure on the front surface of guide rail | 导轨侧压力(N) Pressure on the side surface of guide rail |
|---|---|---|---|---|---|
| DH05A<br>DH05B | ≤2.00 | 16 | ≤2000 | ≤2000 | ≤2000 |

| 型号 Type | A | B | C | D | E | F | G | H |
|---|---|---|---|---|---|---|---|---|
| DH05A | 140 | 145 | 66 | 70 | 90 | 183 | / | / |
| DH05B | 190 | 155 | 46 | 100 | 150 | 193 | 120 | 14.5 |

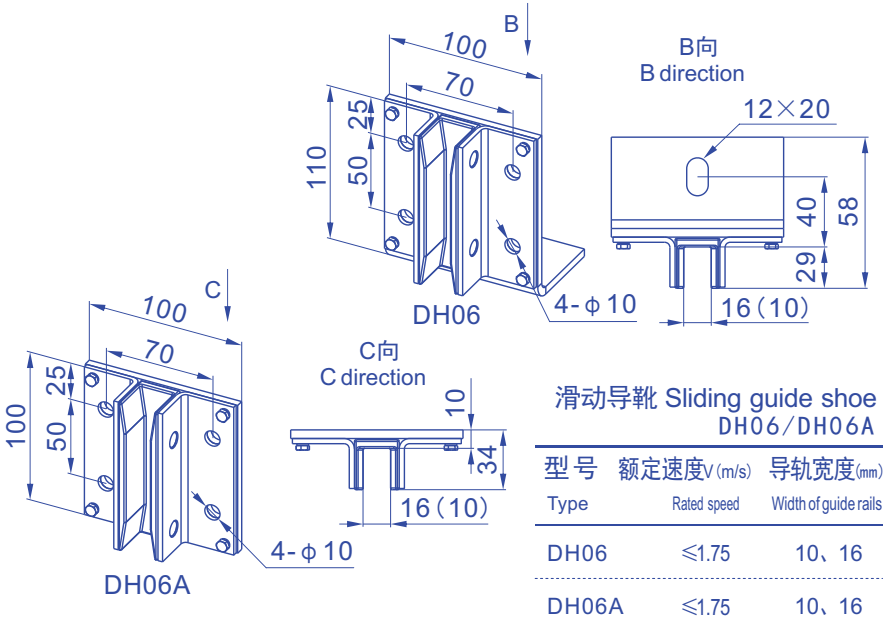


## 滑动导靴 Sliding guide shoe DH06/DH06A

| 型号 Type | 额定速度V(m/s) Rated speed | 导轨宽度(mm) Width of guide rails |
|---|---|---|
| DH06 | ≤1.75 | 10、16 |
| DH06A | ≤1.75 | 10、16 |





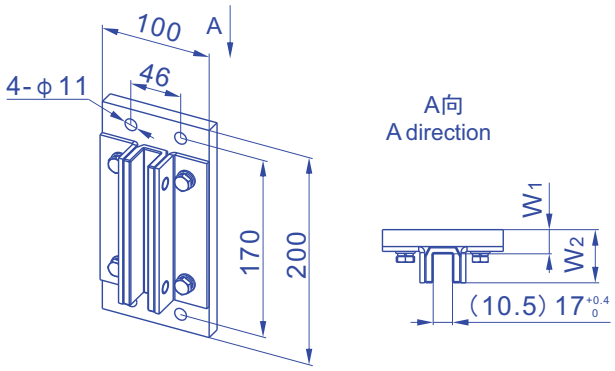


## 滑动导靴 Sliding guide shoe DH07A/DH07B

| 型号 Type | 额定速度V(m/s) Rated speed | 导轨宽度(mm) Width of guide rails | W1 | W2 |
|---|---|---|---|---|
| DH07A | ≤1.75 | 10、16.4 | 20 | 44 |
| DH07B | ≤1.75 | 10、16.4 | 16 | 40 |