

CATALOG 2023



Aluminum Hinges 铜合页系列图册

江门市思迪五金制品有限公司

地址：广东省江门市蓬江区杜阮镇南芦工业区沙地元3号
No.3 ShaDiyuan, Nanlu Industrial zone, Duruan town,
Pengjiang area, Jiangmen city, Guangdong, China

☎ +86 750-3127050

FAX +86 750-3127550

✉ info@suphardware.com

🌐 www.suphardware.com



思迪五金 | 专注于卫浴及建筑五金
Bathroom & Architectural Hardware

CAMPANY PROFILE 公司简介



SUP MFG LIMITED is a professional glass hardware manufacturers, with strong independent design and manufacturing capabilities, our factory produces the products : bathroom hardware, architectural glass fittings, household hardware...etc. After years of industry experience and excellent technology, we already achieve to product design, production, sales and after service in one system. Company is located in Jiang He / Jiangzhao highspeed interchange, Nanlu Industrial zone, Duruan town, Pengjiang area, Jiangmen city, Guangdong. The existing plant area is 26,000 square meters, with superior location.

江门市思迪五金制品有限公司是一家专业的玻璃五金配件生产商，具有很强的独立自主设计与制造的能力，生产的五金产品有：卫浴五金，建筑玻璃配件，日用五金等，经过多年累积的行业经验和过硬的技术，发展至今，已经达到产品设计开发、生产、销售及服务于一体的玻璃五金生产民营企业。工厂位于广东省江门市杜阮镇南芦工业区江鹤/江肇高速交汇处，现有厂房面积达2.6万平方米，地理位置优越、物流四通八达。



Company equipped with advanced production equipment, such as laser cutting machine, drilling, milling machine, CNC machine, punching, welding, cutting, polishing and bending machine and so on. Advanced automated production equipment, skillful production technology, 100% QC quality assurance, experienced professionals unswervingly committed to new product design and development ideas, leading the corporate team to create high quality service system and high quality products.

工厂配置先进的生产设备，如为激光切割机，钻铣床，CNC数控车床，电脑锣，冲压，焊接，切割，抛光和折弯机等。先进的自动化生产设备、纯熟的生产工艺、经验丰富的优秀专业人才，坚持不懈地致力于新产品研发与设计的发展思路，引领企业团队创造高品质的服务体系与高质量产品。

OUR TEAMS 团队合作



SHOW ROOM & TESTING ROOM 展厅及测试室



PATENT CERTIFICATE 专利证书



- ① 2 factories with 300 workers, 5 people development team, more than 50 sets full -automatic machines.
 - ② Main products: bathroom hardware, Interior and outdoor architectural glass fittings .
- S.U.P listen to your sound carefully, pay attention to each detail, provides a higher quality service all the time for you. Welcome all OEM and ODM orders from domestic and overseas!
- ①公司拥有两个厂房，员工300多名，开发团队5名，全自动生产设备50余台。
②主要产品: 卫浴五金、室内外建筑玻璃五金。
思迪用心聆听您的声音，关注每一个细节，时刻为您提供更高品质的服务。欢迎国内外OEM和ODM订单!

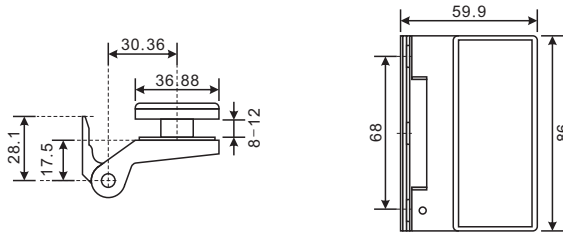
WH-02

Glass to wall



Aluminum hinge with cover
Material: Aluminum
Glass thickness: 8-12mm
Max. glass door weight: 30kg / pair
Finishing: Anodise natural, Stainless steel effect, Matte Black

铝合页（带盖）
玻璃对墙
材质：铝
可夹厚度为8-12mm的玻璃
最大承重：30kg/对
表面处理：铝本色、仿不锈钢色、哑黑



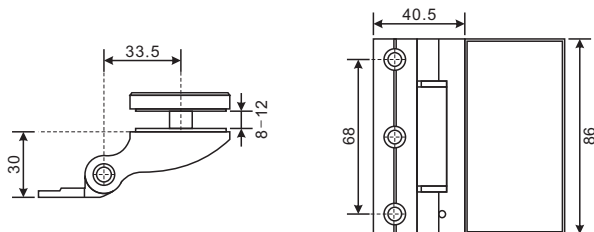
WH-03

Glass to wall



Aluminum hinge with cover
Material: Aluminum
Glass thickness: 8-12mm
Max. glass door weight: 30kg / pair
Finishing: Anodise natural, Stainless steel effect, Matte Black

铝合页（带盖）
玻璃对墙
材质：铝
可夹厚度为8-12mm的玻璃
最大承重：30kg/对
表面处理：铝本色、仿不锈钢色、哑黑



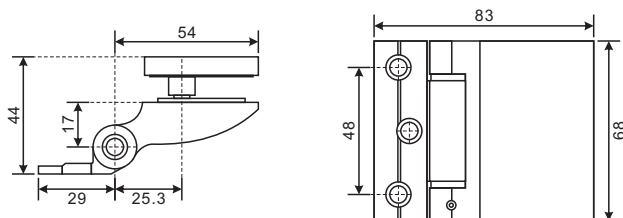
WH-04

Glass to wall



Aluminum hinge with cover
Material: Aluminum
Glass thickness: 8-12mm
Max. glass door weight: 30kg / pair
Finishing: Anodise natural, Stainless steel effect, Matte Black

铝合页（带盖）
玻璃对墙
材质：铝
可夹厚度为8-12mm的玻璃
最大承重：30kg/对
表面处理：铝本色、仿不锈钢色、哑黑



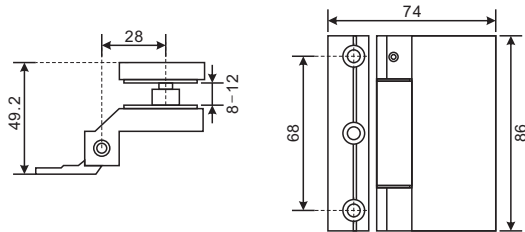
WH-05

Glass to wall



Aluminum hinge with cover
Material: Aluminum
Glass thickness: 8-12mm
Max. glass door weight: 30kg / pair
Finishing: Anodise natural, Stainless steel effect, Matte Black

铝合页（带盖）
玻璃对墙
材质：铝
可夹厚度为8-12mm的玻璃
最大承重：30kg/对
表面处理：铝本色、仿不锈钢色、哑黑



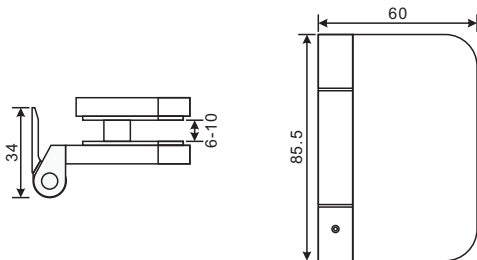
WH-06

Glass to wall



Aluminum hinge with covers
Material: Aluminum
Glass thickness: 6-10mm
Max. glass door weight: 30kg / pair
Finishing: Anodise natural, Stainless steel effect, Matte Black

铝合页（带盖）
玻璃对墙
材质：铝
可夹厚度为6-10mm的玻璃
最大承重：30kg/对
表面处理：铝本色、仿不锈钢色、哑黑



WH-07

Glass to wall



Aluminum hinge with covers

Material: Aluminum

Glass thickness: 6-10mm

Max. glass door weight: 30kg / pair

Finishing: Anodise natural, Stainless steel effect, Matte Black

铝合页（带盖）

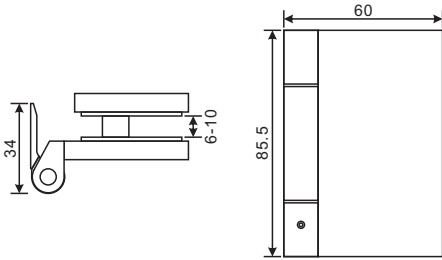
玻璃对墙

材质：铝

可夹厚度为6-10mm的玻璃

最大承重：30kg/对

表面处理：铝本色、仿不锈钢色、哑黑



WH-08

Glass to wall



Aluminum hinge with cover

Material: Aluminum

Glass thickness: 6-10mm

Max. glass door weight: 30kg / pair

Finishing: Anodise natural, Stainless steel effect, Matte Black

铝合页（带盖）

玻璃对墙

材质：铝

可夹厚度为6-10mm的玻璃

最大承重：30kg/对

表面处理：铝本色、仿不锈钢色、哑黑

