

# Rainproof Switching LED Driver (Constant Voltage)

## LMRF-200-12 LMRF-200-24

### Feature

- Independent power supply for constant voltage LED lamp.
- Constant voltage design with high accuracy
- SELV output(<60V)
- 100% full load burn-in test
- Open circuit,short circuit,overload protection
- 2years warranty
- Applied to LED advertising signs , cabinet



### LMRF-200-12/24



### Technical Specs

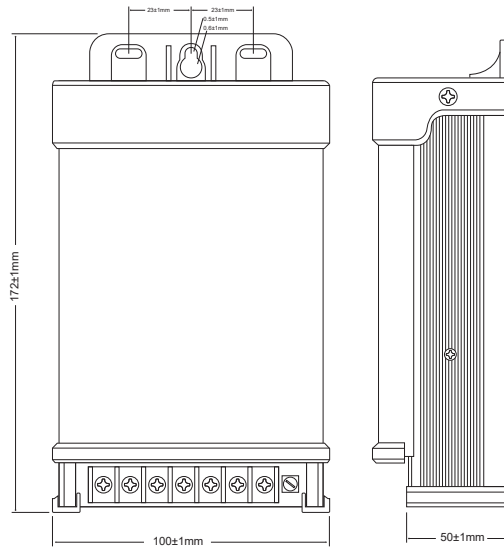
	LMRF-200-12	LMRF-200-24
<b>OUTPUT</b>		
Output Voltage	12Vdc	24Vdc
Output Voltage Range	12Vdc±5%Vdc	24Vdc±5%Vdc
Output Current	16.6A Max	6.25A Max
Output Power	200W	
Output Ripple & Noise	≤200mV	
<b>INPUT</b>		
Input Voltage Range	200Vac-240Vac	
Input Frequency Range	50 ~ 60HZ	
Input Current	≤2.5A(200-240Vac)	
Surge Current (cold start)	80A @240Vac	
Power Efficiency(typ)	84%	85%
PF	>0.6	
Leakage Current	<0.25mA/240Vac	
<b>PROTECTION</b>		
Over-Current Protection	Shut down the output when current load ≥ 110% ,and recover automatically	
Short-Circuit Protection	Hiccup Mode and recover automatically and recover automatically	
Over-Voltage Protection	The driver will lock then over voltage,must close and restart AC Source	
<b>ENVIRONMENT</b>		
Working Temperature	-20°C~+40°C (See below output load VS temperature profile )	
Working Humidity	10%~95%RH	
Approved Environment Location	For dry and wet locations	
Storage Temperature	-20 C ~+80 C	
Storage Humidity	5% ~90%RH	
Vibration	Operating:IEC 721-3-3 3M3 5~9Hz,A=1.5mm (9~200Hz,Acceleration 5m/S2)	
Tcase	+85°C	
<b>SAFETY&amp;EMC</b>		
Safety Standard	Design by IEC60950 standard	
Dielectric Strength (Hi-Pot)	I/P-O/P	1.2KVAC/ 10mA/ 1min
	I/P-Case	1.2KVAC/ 10mA/ 1min
Insulation Resistance	100MΩ / 500VDC/ 1min	
EMI	Designed according to the following standards:<1>FCC class B rules;<2>EN55022 class B rules;<3>GB9254-1998,GB17625.1-2003	
<b>OTHERS</b>		
MTBF	120Khrs. MIL-HDBK-217F(25 C)	
Life time	30000 hours at TC ≤80 C maximum case hot temperture	
Dimensions	172*100*50mm(L*W*H)	
Weight	0.425 kg	
Outer Box Specifications	580*374*224mm(L*W*H) /40pcs/ctn	
	Total 8 layer, each layer 5 pcs / G.W19kg/N.W18KG(1±10%)	

**Remarks:**

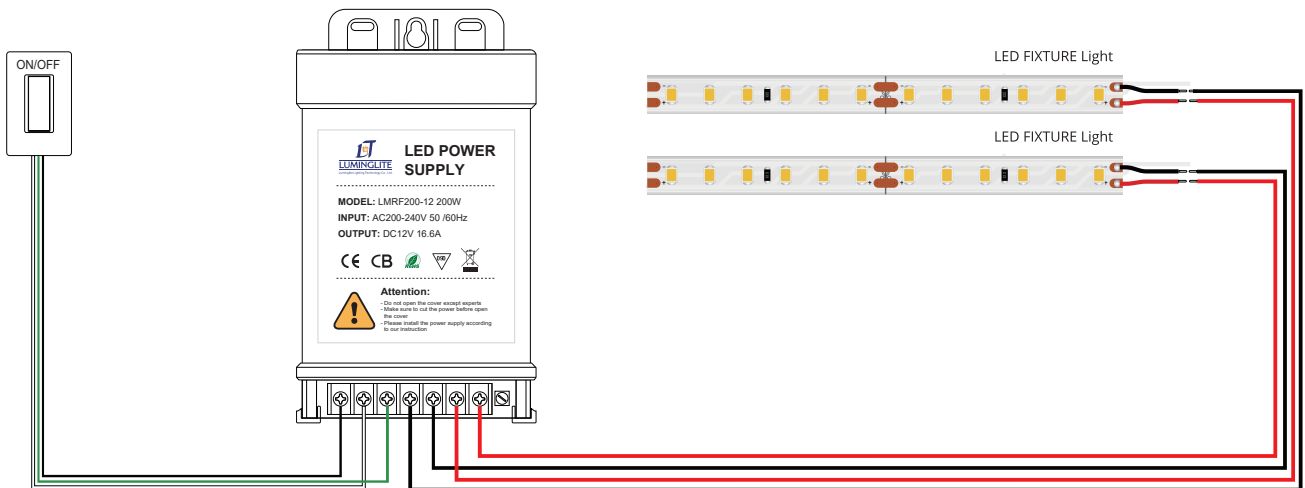
Test environment temperature : 25 ± 2°C;  
Ripple and noise measurement methods: terminal to parallel 47uF electrolytic capacity and 0.1uF ceramic capacity, in 20 MHz Bandwidth measurement.  
"The driver is suitable for connecting resistor current-limiting LED fixture (e.g. LED strip). The inrush current will be dozens of times increased if connecting built-in constant current IC current-limiting LED fixtures, the driver will activate the overloaded protection (hiccup flickering)."

# Rainproof Switching LED Driver (Constant Voltage)

## Profile Drawing

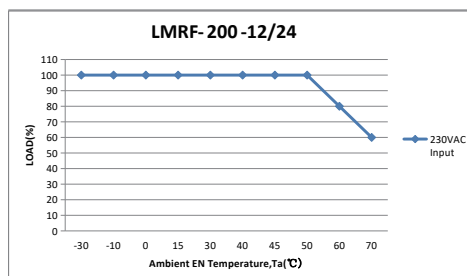


## Wiring Diagram



## OUTPUT LOAD vs Temperature

The LMRF-200 series can be operated with cooling air temperatures between -30°C - 50°C by linearly derating the total maximum output power (or current) by 2.0%/°C from 50°C to 70°C (see figure ).



## Attentions

- Please ensure that the ground wire is properly grounded and ensure it does not come into contact with the neutral wire.
- Please make the power supply installed in a well-ventilated place, to ensure that the environment temperature is appropriate.
- Do not overload the power supply with multiple appliances.
- Please do not touch the metal shell surface to avoid high temperature scald.
- Do not install in the minefield or high pressure area.
- Do not attempt to repair privately. Please contact the supplier if you have any questions.

## Tips

- To be installed by a certified electrician. Please read and follow the instructions carefully before installing. Ensure all contact points are connected firmly.
- Please pay attention to the using environment, and conduct regular check and maintenance to eliminate safety risks.