


# Super Thin Non Waterproof LED Driver(Constant Voltage)

## LMNV-100-12US LMNV-100-24US

### Feature

- Independent power supply for constant voltage LED lamp.
- Class 2 protection against electric shock from direct and indirect contact
- Super thin
- No flicker
- SELV output(<60V)
- Open circuit,short circuit,overload protection
- Faster star-up times≤1S
- No load power consumptions≤1.5W
- Efficiency:92%(AC220V full load)
- 5 years warranty
- Applied to LED advertising signs , cabinet



### LMNV-100-12/24US



### Technical Specs

	LMNV-100-12US	LMNV-100-24US
<b>OUTPUT</b>		
Output Voltage	12Vdc	24Vdc
Output Voltage Range	12Vdc±5%Vdc	24Vdc±5%Vdc
Output Current	8A Max	4A Max
Output Power	96W	
Output Ripple & Noise	≤200mV	
<b>INPUT</b>		
Input Voltage Range	100Vac-277Vac	
Input Frequency Range	50 ~ 60HZ	
Input Current	≤1.13A(100-277Vac)	
Surge Current (cold start)	46A @230Vac	
Power Efficiency(typ)	92%	
PF	>0.9	
Leakage Current	<0.75mA/240Vac	
<b>PROTECTION</b>		
Over-Current Protection	Shut down the output when current load ≥ 110%,and recover automatically	
Short-Circuit Protection	Hiccup Mode and recover automatically	
Over-Voltage Protection	Shut down the output when non-load voltage≥ 13V, and recover automatically	Shut down the output when non-load voltage≥ 26V, and recover automatically
<b>ENVIRONMENT</b>		
Working Temperature	-30°C~+50°C (See below output load VS temperature profile )	
Working Humidity	10%~95%RH	
Approved Enviroment Location	For dry locations	
Storage Temperature	~35 C ~+65 C	
Storage Humidity	10%~95%RH	
Vibration	10~500Hz, 1.0mm, 15 minutes(for X- Y- Z each axis)	
Tcase	+90°C	
<b>SAFETY&amp;EMC</b>		
Safety Standard	UL8750,UL879,CSA C22.2 NO.250.13,CSA C22.2 NO.207-15	
Dielectric Strength (Hi-Pot)	I/P-O/P	3KVAC/ 5mA/ 1min
	I/P-Case	1.5KVAC/ 5mA/ 1min
Insulation Resistance	100MΩ / 500VDC/ 1min	
EMC/FCC	Design refer to FCC Part 15 Subpart B	
<b>OTHERS</b>		
MTBF	200Khrs. MIL-HDBK-217F(25 C)	
Life time	50000 hours at TC ≤80 C maximum case hot temperture	
Dimensions	345*30*22mm(L*W*H)	
Weight	0.25 kg	
Outer Box Specifications	380*270*165mm(L*W*H) /48pcs/ctn	
	Total 6 layer, each layer 8 pcs / G.W13kg/N.W12KG(1±10%)	

**Remarks:**

Test environment temperature : 25 ± 2°C;  
Ripple and noise measurement methods: terminal to parallel 47uF electrolytic capacity and 0.1uF ceramic capacity, in 20 MHZ Bandwidth measurement.  
"The driver is suitable for connecting resistor current-limiting LED fixture (e.g. LED strip). The inrush current will be dozens of times increased if connecting built-in constant current IC current-limiting LED fixtures, the driver will activate the overloaded protection (hiccup flickering)."

# Super Thin Non Waterproof LED Driver(Constant Voltage)



**LUMINGLITE**


Zhuhai Luminglite Lighting Tech Co.,Ltd.

W:www.luminglite.com

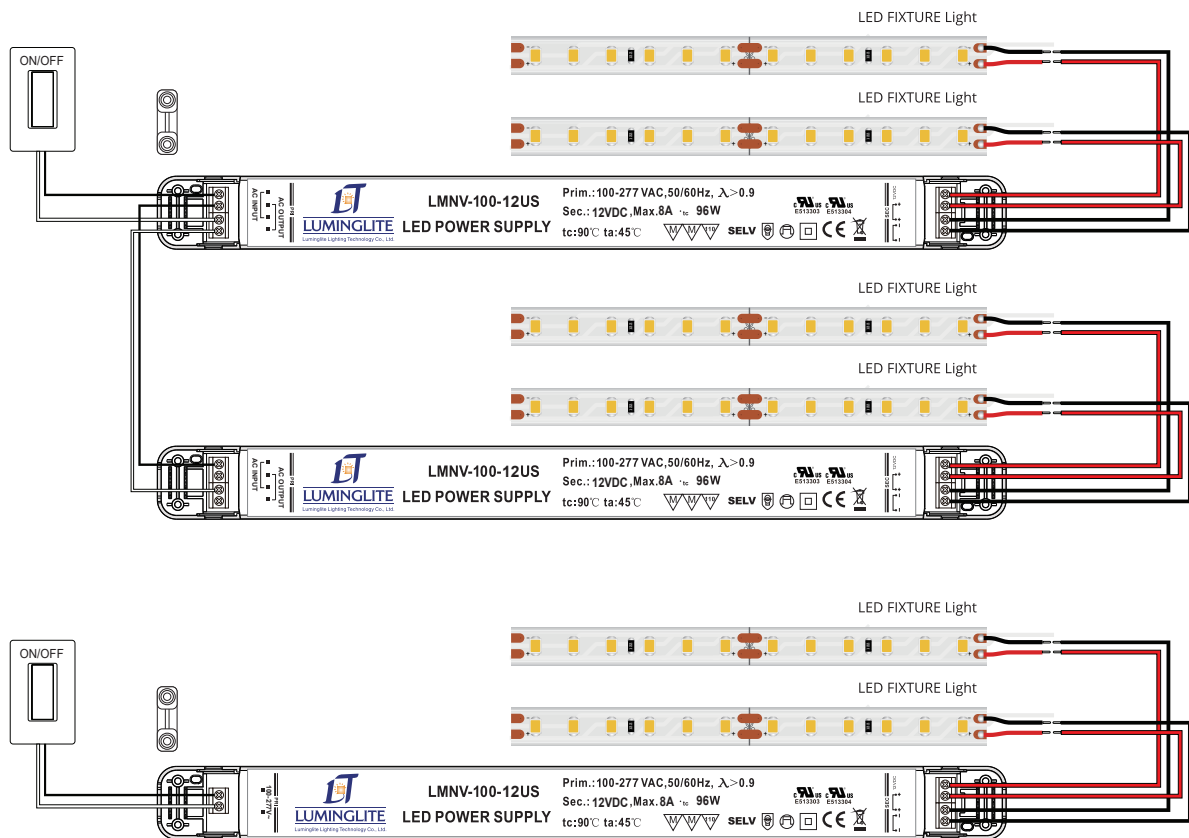
E:info@luminglite.com

A:3-4F 1 building, No.399 Jin yuan 2 road, High-tech district,Zhuhai,Guangdong, China

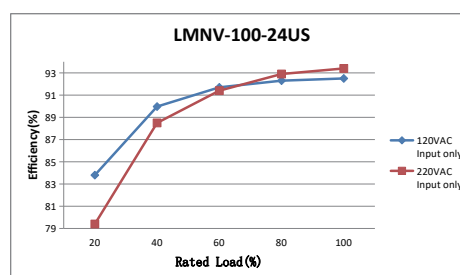
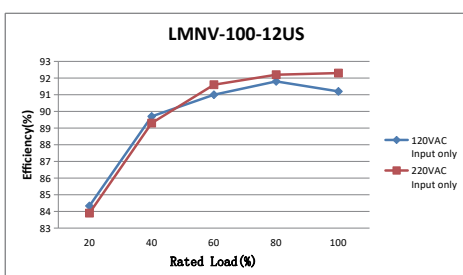
## Profile Drawing



## Wiring Diagram



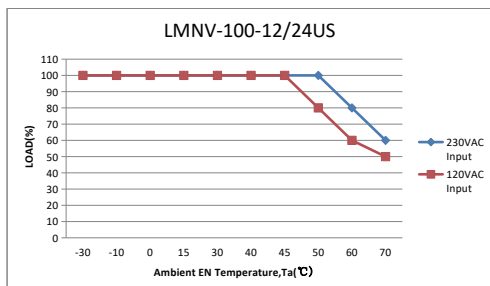
## OUTPUT LOAD vs Efficiency (Input 120VAC &220VAC)



# Super Thin Non Waterproof LED Driver(Constant Voltage)

## OUTPUT LOAD vs Temperature

The LMNV-100 series can be operated with cooling air temperatures between -30°C- 50°C by linearly derating the total maximum output power (or current) by 2.0%/°C from 50°C to 70°C (see figure ).



## Attentions

- Please ensure that the ground wire is properly grounded and ensure it does not come into contact with the neutral wire.
- Please make the power supply installed in a well-ventilated place, to ensure that the environment temperature is appropriate.
- Do not overload the power supply with multiple appliances.
- Please do not touch the metal shell surface to avoid high temperature scald.
- Do not install in the minefield or high pressure area.
- Do not attempt to repair privately. Please contact the supplier if you have any questions.

## Tips

- To be installed by a certified electrician. Please read and follow the instructions carefully before installing. Ensure all contact points are connected firmly.
- Please pay attention to the using environment, and conduct regular check and maintenance to eliminate safety risks.