

Mr.MISS[®]

— www.mr-lighting.com —



TikTok



Web



WeChat

SHENZHEN MR LIGHTING TECHNOLOGY CO.,LTD

Add: 2/F, 4/F, Building A1, Longma industrial city, Guotai Road, Shiyan street, Bao'an District, Shenzhen, China, 518108

Tel: 86-0755-29021569

E-mail: mr@mr-lighting.com

Web: www.mr-lighting.com





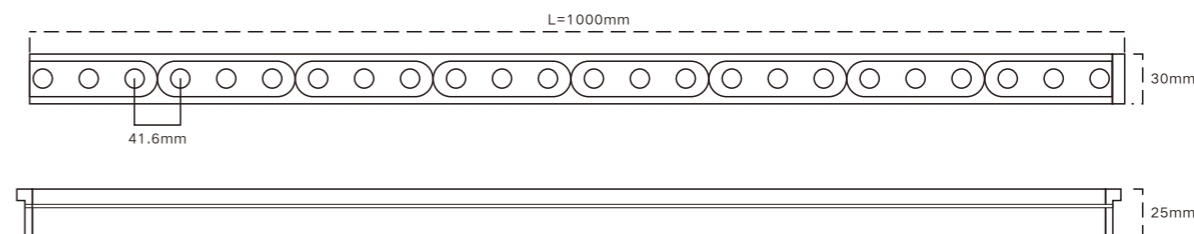
Mr.MISS® | LIGHT UP YOUR WORLD AND FUTURE

PROFESSIONAL CUSTOMIZED LED STRIPS, CABINET LAMPS SUPPLIER



FLEXIBLE SILICONE WALL WASHER

MR-SIXXXX243025DMX




PATENTED PRODUCT
 Patent No.(China) ZL 2022 2 0967015.5
 Global Patent (in progress)

Product Features

High quality technology LEDs, high light efficiency
 White light 3000-7000K color temperature, R/G/B/W and other options, widely using areas
 Beam angle: 10° *65° , 20° *45°
 Powered by DC24V power supply, multiple strips can be spliced together, and the brightness between the lights is the same
 Edible grade silicone+ABS, high temperature resistance
 IP65 protection level, Ra>90
 Bendable, with various installation methods (embedded concealed installation, buckle surface installation, etc.)

WALL WASHER



Basic Parameters

Input Voltage: 24V
 LED Qty: 24LEDs
 Beam Angle: 10°*65° 、 20° *45°
 IP Rating: IP65
 control method: DMX512

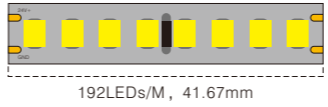
Photoelectric Parameters

CRI	CCT	Lamp Bead model	Max Power (W/M)	Lumen/M	LM/W
>80	3000K	3030(OSRAM)	24	1200	55
/	RGB	3535RGB	24	400	30
/	RGB	3535RGB	24	220	10



HIGH-EFFICIENCY LED STRIP

MR-SI2835240802HL



Product Features

- PCB width 8mm
- Emitting color : 3000K/4000K/6000K/red/green/blue(Customized)
- High light efficiency > 2000lm/m
- LED technology with strong 3M self-adhesive for secure and easy application
- Ambient Temperature : -4°F (-20°C) to +104°F (+40°C)
- Rated for long life over 50,000 hours
- Safety, low voltage pressure, excellent stability, good flexibility and free bending
- High brightness, uniform light emission without spot

Basic Parameters

- Cuttable Size: 41.67mm
- Input Voltage: 24V
- Default Power: 12W/M
- LED Qty: 192LEDs
- Beam Angle: 120°
- IP Rating: IP20

Photoelectric Parameters

CRI	CCT	Lumen/M	LM/W
>90	4000K	>2000	170

Protective Process

Non-Waterproof	Waterproof in Silicon Coating	Waterproof in Silicone Tube	Hollow extrusion	Solid Extrusion
IP20	IP55	IP65	IP65	IP68

HIGH LUMINOUS EFFICIENCY SERIES



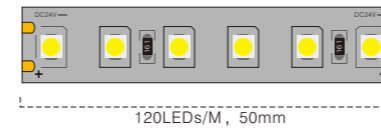


SMALL BEAM ANGLE SERIES



SMALL ANGLE LED STRIP

MR-SI2835240803SA



Product Features

- PCB width 10mm
- Emitting color : 3000K/4000K/6000K/red/green/blue(Customized)
- Small light emitting angle, 23°/30°
- LED technology with strong 3M self-adhesive for secure and easy application
- Ambient Temperature : -4°F (-20°C) to +104°F (+40°C)
- Rated for long life over 50,000 hours
- Safety, low voltage pressure, excellent stability, good flexibility and free bending
- High brightness, uniform light emission without spot

Basic Parameters

- Cuttable Size: 50mm
- Input Voltage: 24V
- Default Power: 12W/M
- LED Qty: 120LEDs
- Beam Angle: 23°/30°
- IP Rating: IP20

Photoelectric Parameters

CRI	CCT	Lumen/M	LM/W
>90	3000K	900	70

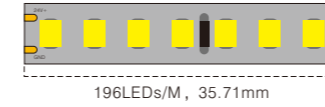
Protective Process

Non-Waterproof	Waterproof in Silicon Coating	Waterproof in Silicone Tube	Hollow extrusion	Solid Extrusion
IP20	IP55	IP65	IP65	IP68



FULL SPECTRUM LED STRIP

MR-SI2835240802HR



Product Features

- PCB width 8mm
- Emitting color : 3000K/4000K/6000K/red/green/blue(Customized)
- LED technology with strong 3M self-adhesive for secure and easy application
- Ambient Temperature : -4°F (-20°C) to +104°F (+40°C)
- Rated for long life over 50,000 hours
- Safety, low voltage pressure, excellent stability, good flexibility and free bending
- High brightness, uniform light emission without spot

Basic Parameters

- Cuttible Size : 35.71mm
- Input Voltage : 24V
- Default Power : 6W/M
- LED Qty : 192LEDs
- Beam Angle : 120°
- IP Rating : IP20

Photoelectric Parameters

CRI	CCT	Lumen/M	LM/W		
>95	5000K	540	90		
Ra>95	R1≥95	R2≥95	R3≥95	R4≥95	R5≥95
	R6≥95	R7≥95	R8≥95	R9≥95	R10≥95
	R11≥95	R12≥90	R13≥95	R14≥95	R15≥95

Protective Process

Non-Waterproof	Waterproof in Silicon Coating	Waterproof in Silicone Tube	Hollow extrusion	Solid Extrusion
IP20	IP55	IP65	IP65	IP68

FULL-SPECTRUM SERIES



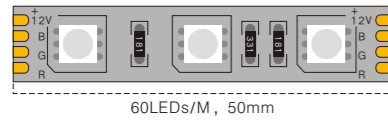


5050 SERIES



RGB FLEXIBLE STRIP

MR-CM5050121002-CS



60LEDs/M, 50mm

Product Features

PCB width 10mm
 Emitting color : RGB
 LED technology with strong 3M self-adhesive for secure and easy application
 Ambient Temperature: -4°F (-20°C) to +104°F (+40°C)
 Rated for long life over 50,000 hours
 Safety, low voltage pressure, excellent stability, good flexibility and free bending
 High brightness, uniform light emission without spot

Basic Parameters

Cutttable Size: 3LEDs/50mm(12V)
 6LEDs/100mm(24V)
 Input Voltage: 12V/24V
 Default Power : 12W/M
 LED Qty: 30LEDs/60LEDs
 Beam Angle: 120°
 IP Rating: IP20

Photoelectric Parameters

Color temperature	CCT	Lumen /M
	625nm	110
	525nm	280
	470nm	55
	/	420

Controller



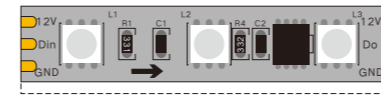
IR Remote Control
 (Control your LED lights, freely change in 16 million colors, adjust brightness.)

Protective Process

Non-Waterproof	Waterproof in Silicon Coating	Waterproof in Silicone Tube	Hollow extrusion	Solid Extrusion
IP20	IP55	IP65	IP65	IP68

RGBIC SMART FLEXIBLE STRIP

MR-CM5050121002-CI



60LEDs/M, 50mm

Product Features

PCB width 10mm
 RGBIC Technology
 LED technology with strong 3M self-adhesive for secure and easy application
 Ambient Temperature : -4°F (-20°C) to +104°F (+40°C)
 Rated for long life over 50,000 hours
 Safety, low voltage pressure, excellent stability, good flexibility and free bending
 High brightness, uniform light emission without spot

Basic Parameters

Cutttable Size: 3LEDs/50mm(12V)
 6LEDs/100mm(24V)
 Input Voltage: 12V/24V
 Default Power : 14W/M
 LED Qty: 60LEDs
 Beam Angle: 120°
 IP Rating: IP20

Photoelectric Parameters

Color temperature	CCT	Lumen /M
	/	480
	620nm	/
	520nm	/
	465nm	/


Controller



IR Remote Control
 (Control your LED lights, freely change in 16 million colors, adjust brightness.)

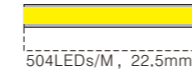
Protective Process

Non-Waterproof	Waterproof in Silicon Coating	Waterproof in Silicone Tube	Hollow extrusion	Solid Extrusion
IP20	IP55	IP65	IP65	IP68



COB FLEXIBLE TAPE LIGHT

MR-CM0000120304



504LEDs/M, 22.5mm

Product Features

PCB width 3mm/5mm/8mm
 Emitting color : 3000K/4000K/6000K/red/green/blue(Customized)
 LED technology with strong 3M self-adhesive for secure and easy application
 Ambient Temperature : -4°F (-20°C) to +104°F (+40°C)
 Rated for long life over 50,000 hours
 Safety, low voltage pressure, excellent stability, good flexibility and free bending
 High brightness, uniform light emission without spot

Basic Parameters

Cuttable Size: 22.5mm
 Input Voltage: 12V/24V
 Default Power: 5W/M
 LED Qty: 504LEDs
 Beam Angle: 120°
 IP Rating: IP20

Photoelectric Parameters

CRI	CCT	Lumen/M	LM/W
>90	3000K	920	90
	4000K	980	100
	6000K	1000	100

Protective Process

Non-Waterproof	Waterproof in Silicon Coating	Waterproof in Silicone Tube	Hollow extrusion	Solid Extrusion
IP20	IP55	IP65	IP65	IP68

COB SERIES





FLEXIBLE STRIP ARBITRARY CUT

MR-CM2025120702



Product Features

- PCB width 6.5mm/8mm
- Emitting color 3000K/4000K/6000K(Customized)
- Arbitrary cut use, can be cut and spliced in any length
- LED technology with strong 3M self-adhesive for secure and easy application
- Ambient Temperature , -4°F (-20°C) to +104°F (+40°C)
- Rated for long life over 50,000 hours
- Safety, low voltage pressure, excellent stability, good flexibility and free bending
- High brightness, uniform light emission without spot

Basic Parameters

- Cutable Size: 1LEDs/6.66mm
- Input Voltage: 12V
- Default Power: 7W/M
- LED Qty: 150LEDs
- Beam Angle: 120°
- IP Rating: IP20


Photoelectric Parameters


CRI	CCT	Lumen/M	LM/W
>90	3000K	915	90
	4000K	970	95
	6000K	990	90

Protective Process

Non-Waterproof	Waterproof in Silicon Coating	Waterproof in Silicone Tube	Hollow extrusion	Solid Extrusion
IP20	IP55	IP65	IP65	IP68

2025 SERIES





2835 SERIES

TWO COLOR CCT
ADJUSTABLE STRIP LIGHT



MR-CM2835240802-CT



Product Features

- PCB width 8mm
- Emitting color : 2CCT(2700K~6500K), Tunnable white
- LED technology with strong 3M self-adhesive for secure and easy application
- Ambient Temperature : -4°F (-20°C) to +104°F (+40°C)
- Rated for long life over 50, 000 hours
- Safety, low voltage pressure, excellent stability, good flexibility and free bending
- High brightness, uniform light emission without spot

Basic Parameters

- Cuttible Size: 12LEDs/50mm
- Input Voltage: 24V
- Default Power: 12W/M
- LED Qty: 240LEDs
- Beam Angle: 120°
- IP Rating: IP20


Photoelectric Parameters

CRI	CCT	Lumen/M	LM/W
>90	3000K	920	100
	4000K	990	100
	6000K	990	105

Protective Process

Non-Waterproof	Waterproof in Silicon Coating	Waterproof in Silicone Tube	Hollow extrusion	Solid Extrusion
IP20	IP55	IP65	IP65	IP68

MR-CM2835120502-CT



Product Features

- PCB width 5mm/6.5mm
- Emitting color : 2CCT(2700K~6500K), Tunnable white
- LED technology with strong 3M self-adhesive for secure and easy application
- Ambient Temperature : -4°F (-20°C) to +104°F (+40°C)
- Rated for long life over 50, 000 hours
- Safety, low voltage pressure, excellent stability, good flexibility and free bending
- High brightness, uniform light emission without spot

Basic Parameters

- Cuttible Size: 3LEDs/25mm
- Input Voltage: 12V/24V
- Default Power: 5W/M, 6W/M
- LED Qty: 120LEDs
- Beam Angle: 120°
- IP Rating: IP20

Photoelectric Parameters

CRI	CCT	Lumen/M	LM/W
>90	3000K	920	100
	4000K	990	100
	6000K	990	105

Protective Process

Non-Waterproof	Waterproof in Silicon Coating	Waterproof in Silicone Tube	Hollow extrusion	Solid Extrusion
IP20	IP55	IP65	IP65	IP68



FLEXIBLE STRIP LIGHT

MR-CM2835120302



Product Features

PCB width 3mm/4mm/5mm/8mm/10mm/15mm
 Emitting color : 3000K/4000K/6000K/red /green/blue(Customized)
 LED technology with strong 3M self-adhesive for secure and easy application
 Ambient Temperature: -4°F (-20°C) to +104°F (+40°C)
 Rated for long life over 50,000 hours
 Safety, low voltage pressure, excellent stability, good flexibility and free bending
 High brightness, uniform light emission without spot

Basic Parameters

Cuttible Size : 3LEDs/25mm
 Input Voltage : 12V/24V
 Default Power : 4.8W/M, 6W/M
 LED Qty : 120LEDs/180LEDs/240LEDs
 Beam Angle : 120°
 IP Rating : IP20

Photoelectric Parameters

CRI	CCT	Default Power(W/M)	Lumen/M
>90	3000K	6	584.1
	4000K	6.12	611.5
	6000K	6.25	603.7
	R	4.8	/
	G	4.8	/
	B	4.8	/

Protective Process

Non-Waterproof	Waterproof in Silicon Coating	Waterproof in Silicone Tube	Hollow extrusion	Solid Extrusion
IP20	IP55	IP65	IP65	IP68

2835 SERIES





NEON SERIES

SIDE EMITTING BEND



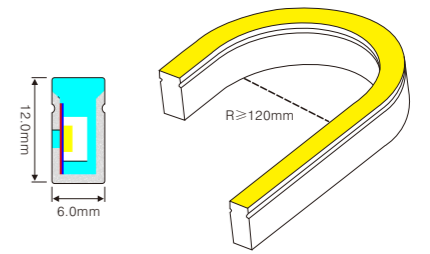
Product Features

12V/24V selectable for wet locations (IP67), suitable for interior and exterior lighting
 CCT user selectable 3000K, 4000K, 6000K and Red, Green, Blue, RGB and RGBIC selectable
 Without dark areas and light spots
 Integral silicone extrusion moulding, bendable and flexible to fit irregular shaped spaces, like slope spaces
 Corrosion resistant, flame retardant, anti-UV yellowing and UL, CE, FCC, ROHS certified

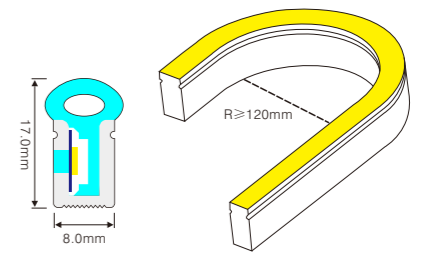


Product List

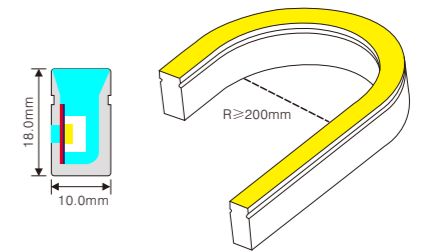
Model	MR-SI2835120612 / MR-SI2835240612
Length per roll	5 Meters / Customized
Input Voltage	DC 12V/24V
Default Power	5W/M(12V), 6W/M(24V)
Cutttable Size	25mm(DC12V), 50mm(DC24V)
CRI	>90 (80 optional)
CCT	
Beam Angle	120°
IP Rating	IP67



Model	MR-SI2835120817 / MR-SI2835240817
Length per roll	5 Meters / Customized
Input Voltage	DC 12V/24V
Default Power	5W/M(12V), 6W/M(24V)
Cutttable Size	25mm(DC12V), 50mm(DC24V)
CRI	>90 (80 optional)
CCT	
Beam Angle	120°
IP Rating	IP67



Model	MR-SI2835121018 / MR-SI2835241018
Length per roll	5 Meters / Customized
Input Voltage	DC 12V/24V
Default Power	9W/M(24V)
Cutttable Size	25mm(DC12V), 50mm(DC24V)
CRI	>90 (80 optional)
CCT	
Beam Angle	120°
IP Rating	IP67





NEON SERIES

TOP EMITTING BEND



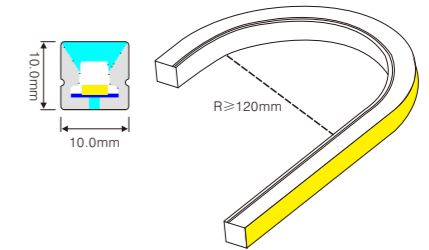
Product Features

12V/24V selectable for wet locations (IP67), suitable for interior and exterior lighting
 CCT user selectable 3000K, 4000K, 6000K and Red, Green, Blue, RGB and RGBIC selectable
 Without dark areas and light spots
 Integral silicone extrusion moulding, bendable and flexible to fit irregular shaped spaces, like slope spaces
 Corrosion resistant, flame retardant, anti-UV yellowing and UL, CE, FCC, ROHS certified

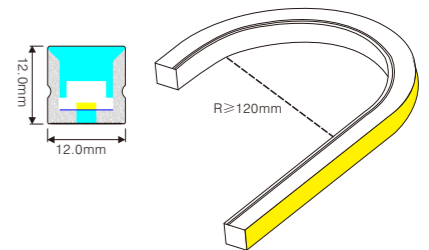


Product List

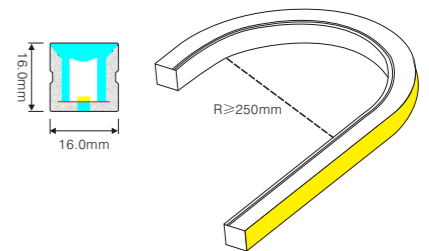
Model	MR-SI2835121010 / MR-SI2835241010
Length per roll	5 Meters / Customized
Input Voltage	DC 12V/24V
Default Power	5W/M(12V), 6W/M(24V)
Cutttable Size	25mm(DC12V), 50mm(DC24V)
CRI	>90 (80 optional)
CCT	
Beam Angle	120°
IP Rating	IP67



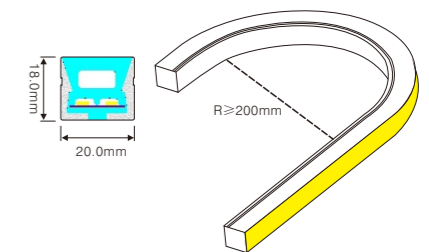
Model	MR-SI2835121212 / MR-SI2835241212
Length per roll	5 Meters / Customized
Input Voltage	DC 12V/24V
Default Power	9W/M(24V)
Cutttable Size	25mm(DC12V), 50mm(DC24V)
CRI	>90 (80 optional)
CCT	
Beam Angle	120°
IP Rating	IP67



Model	MR-SI2835121616 / MR-SI2835241616
Length per roll	5 Meters / Customized
Input Voltage	DC 12V/24V
Default Power	5W/M(12V), 6W/M(24V)
Cutttable Size	25mm(DC12V), 50mm(DC24V)
CRI	>90 (80 optional)
CCT	
Beam Angle	120°
IP Rating	IP67



Model	MR-SI2835242018
Length per roll	5 Meters / Customized
Input Voltage	DC 12V/24V
Default Power	10W/M(24V)
Cutttable Size	25mm(DC12V), 50mm(DC24V)
CRI	>90 (80 optional)
CCT	
Beam Angle	120°
IP Rating	IP67





NEON SERIES

360 DEGREE ROUND NEON FLEX



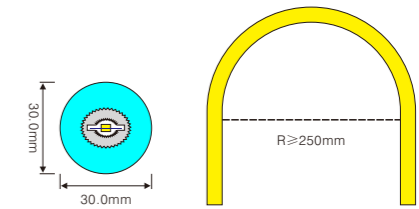
Product Features

NEON LED emits from entire silicone surface on 360 degree, uniform without shadow, hotspots or dots
 High light transmittance, environment-friendly silicone material, IP65 waterproof with integral silicone extrusion moulding, bendable and flexible to fit irregular shaped spaces, like slope spaces
 Salt resistance, acid & alkali corrosion resistance, UV and fire resistance
 Ambient temperature: -25°C-60°C

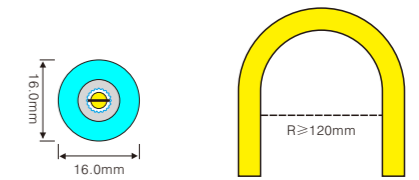


Product List

Model	MR-SI2835243030RT
Length per roll	5 Meters / Customized
Input Voltage	DC 24V
Default Power	12W/M
Cuttable Size	50mm(DC24V)
CRI	>90 (80 optional)
CCT	
Beam Angle	360°
IP Rating	IP65



Model	MR-SI2835241616RT
Length per roll	5 Meters / Customized
Input Voltage	DC 24V
Default Power	8W/M
Cuttable Size	50mm(DC24V)
CRI	>90 (80 optional)
CCT	
Beam Angle	360°
IP Rating	IP65





CABINET LAMP SERIES

EMBEDDED CABINET LIGHT



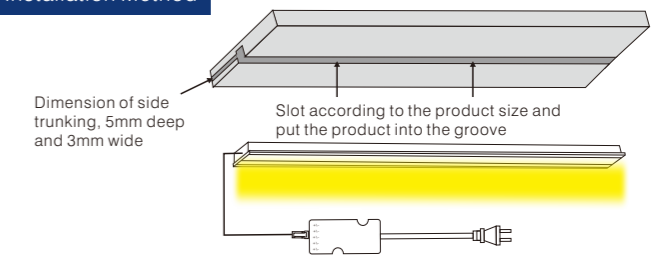
Product Features

Sizes available and customized, 12V/24V selectable for dry locations (IP20)
 3000K, 4000K, 6000K optional and 2CCT(custom) selectable
 Slotted embedded concealed design, modern and fashionable
 Rated for long life over 50, 000 hours
 Ambient Temperature : -4°F (-20°C) to +104°F (+40°C)
 Aluminum LED material dissipate heat from electronic components, high light transmittance, uniform and soft light output

Basic Parameters

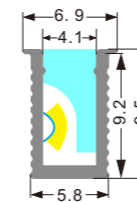
Input Voltage: 12V/24V
 Default Power: 4.8W/M(12V), 6W/M(24V)
 LED Type: SMD 2835
 LED Qty: 120LEDs
 IP Rating: IP20
 CRI: >90 (80 optional)
 CCT: 3000K/4000K/6000K/2CCT

Installation Method

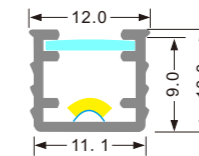


Product List

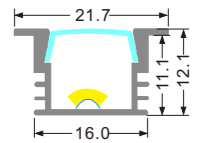
MR-AL2835120609



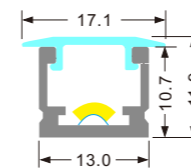
MR-AL2835121109



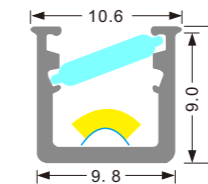
MR-AL2835121611



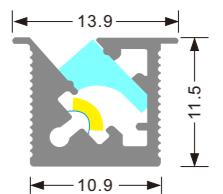
MR-AL2835121311



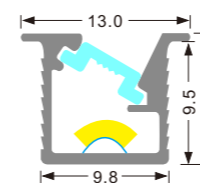
MR-AL2835121009



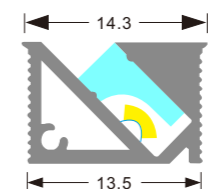
MR-AL2835121111



MR-AL2835121010




MR-AL2835121310



CABINET LAMP SERIES

GLASS LAMINATE UNDERCABINET LIGHT



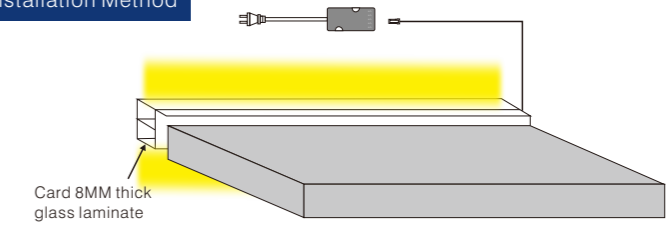
Product Features

Sizes available and customized, 12V/24V selectable for dry locations (IP20)
 3000K, 4000K, 6000K optional and 2CCT(custom) selectable
 Light strip installed on glass panel
 Placed at the rear end of the laminate without slotting
 Rated for long life over 50, 000 hours
 Ambient Temperature : -4°F (-20°C) to +104°F (+40°C)
 Aluminum LED material dissipate heat from electronic components, high light transmittance, uniform and soft light output

Basic Parameters

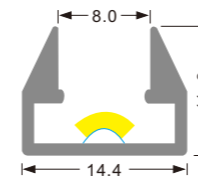
Input Voltage: 12V/24V
 Default Power: 4.8W/M(12V), 6W/M(24V)
 LED Type: SMD 2835
 LED Qty: 120LEDs
 IP Rating: IP20
 CRI: >90 (80 optional)
 CCT: 3000K/4000K/6000K/2CCT

Installation Method

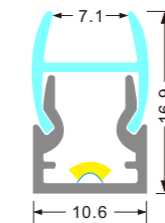


Product List

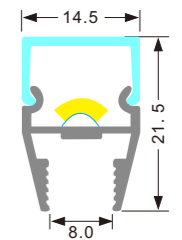
MR-AL2835120811



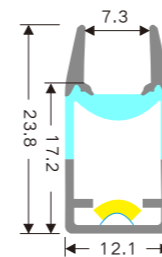
MR-AL2835120817



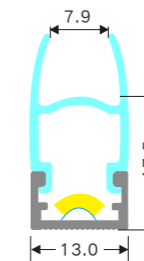
MR-AL2835120822



MR-AL2835120824



MR-AL2835120826



CABINET LAMP SERIES

LAMINATE FRONT EDGE LIGHT STRIP



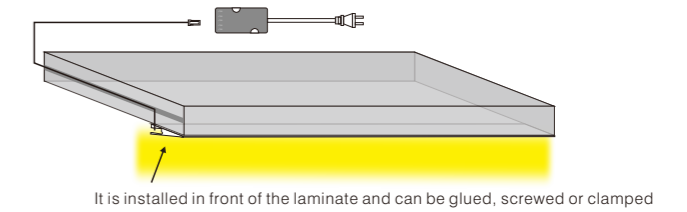
Product Features

Sizes available and customized, 12V/24V selectable for dry locations (IP20)
3000K, 4000K, 6000K optional and 2CCT(custom) selectable
Front panel lamp, no slotting required
Rated for long life over 50, 000 hours
Ambient Temperature : -4°F (-20°C) to +104°F (+40°C)
Aluminum LED material dissipate heat from electronic components, high light transmittance, uniform and soft light output

Basic Parameters

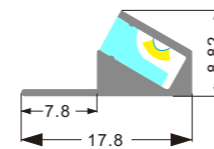
Input Voltage: 12V/24V
Default Power: 4.8W/M(12V), 6W/M(24V)
LED Type: SMD 2835
LED Qty: 120LEDs
IP Rating: IP20
CRI: >90 (80 optional)
CCT: 3000K/4000K/6000K/2CCT

Installation Method

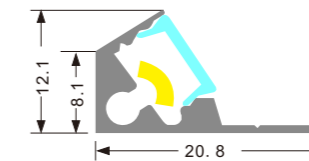


Product List

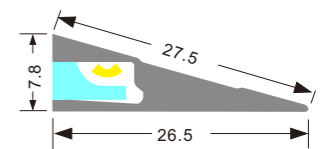
MR-AL2835121809



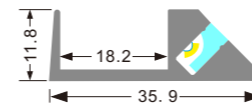
MR-AL2835122112



MR-AL2835122608



MR-AL2835123612



CABINET LAMP SERIES

SURFACE MOUNTED CABINET LIGHT



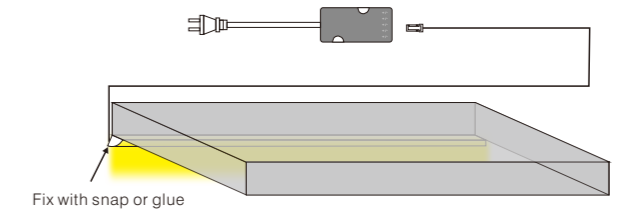
Product Features

Sizes available and customized, 12V/24V selectable for dry locations (IP20)
3000K, 4000K, 6000K optional and 2CCT(custom) selectable
Surface mounted installation
Rated for long life over 50, 000 hours
Ambient Temperature : -4°F (-20°C) to +104°F (+40°C)
Aluminum LED material dissipate heat from electronic components, high light transmittance, uniform and soft light output

Basic Parameters

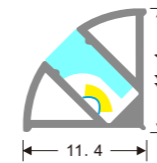
Input Voltage: 12V/24V
Default Power : 4.8W/M(12V), 6W/M(24V)
LED Type: SMD 2835
LED Qty: 120LEDs
IP Rating: IP20
CRI: >90 (80 optional)
CCT: 3000K/4000K/6000K/2CCT

Installation Method

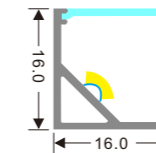


Product List

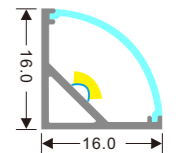
MR-AL2835121111



MR-AL2835121616A



MR-AL2835121616B



CABINET LAMP SERIES

RECESSED REMOVABLE UNDERCABINET LIGHT



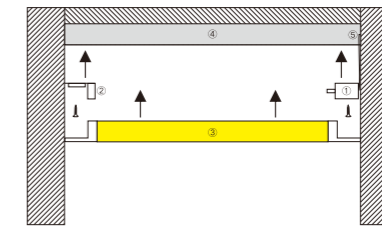
Product Features

Sizes available and customized, 12V/24V selectable for dry locations (IP20)
 3000K, 4000K, 6000K optional and 2CCT(custom) selectable
 Slotted embedded concealed design, fashionable and beautiful
 The lamp line separation design facilitates the replacement of the lamp strip
 Rated for long life over 50, 000 hours
 Ambient Temperature : -4°F (-20°C) to +104°F (+40°C)
 Aluminum LED material dissipate heat from electronic components, high light transmittance, uniform and soft light output

Basic Parameters

Input Voltage: 12V/24V
 Default Power: 4.8W/M(12V), 6W/M(24V)
 LED Type: SMD 2835
 LED Qty: 120LEDs
 IP Rating: IP20
 CRI: >90 (80 optional)
 CCT: 3000K/4000K/6000K/2CCT

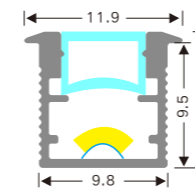
Installation Method



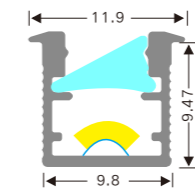
- Installation steps:
1. Put the plug into the lamp slot and fix it with screws;
 2. Put the clip into the lamp slot and fix it with screws;
 3. The lamp strip is clamped into the lamp groove upwards;
 4. The width of the lamp slot is 10mm and the depth is 10mm;
 5. The size of trunking is 3mm wide and 5mm deep.

Product List

MR-AL2835121010A



MR-AL2835121010B



CABINET LAMP SERIES

LAMINATE BACK-PORT ILLUMINATED UNDERCABINET LIGHT



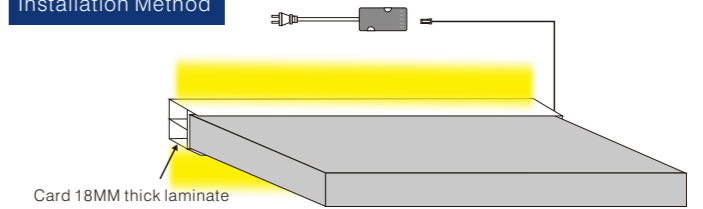
Product Features

Sizes available and customized, 12V/24V selectable for dry locations (IP20)
 3000K, 4000K, 6000K optional and 2CCT(custom) selectable
 Narrow laminates are placed at the rear without grooving
 Surface mounted design, convenient installation
 Rated for long life over 50, 000 hours
 Ambient Temperature : -4°F (-20°C) to +104°F (+40°C)
 Aluminum LED material dissipate heat from electronic components, high light transmittance, uniform and soft light output

Basic Parameters

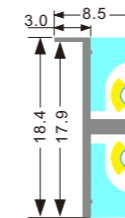
Input Voltage: 12V/24V
 Default Power: 4.8W/M(12V), 6W/M(24V)
 LED Type: SMD 2835
 LED Qty: 120LEDs
 IP Rating: IP20
 CRI: >90 (80 optional)
 CCT: 3000K/4000K/6000K/2CCT

Installation Method

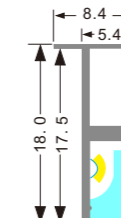


Product List

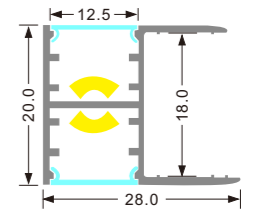
MR-AL2835120518



MR-AL2835120517



MR-AL2835122028



CABINET LAMP SERIES

WARDROBE UNDERCABINET LIGHT



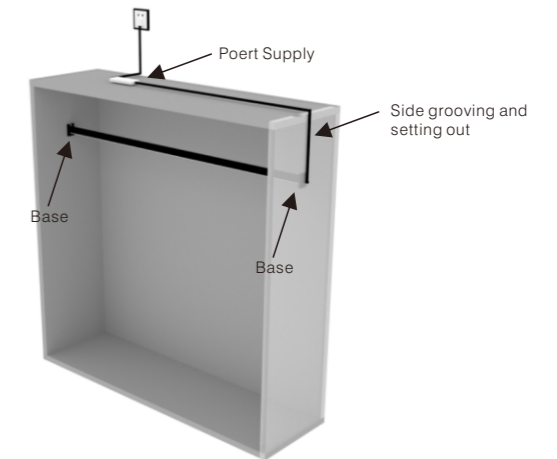
Product Features

Sizes available and customized, 12V/24V selectable for dry locations (IP20)
3000K, 4000K, 6000K optional and 2CCT(custom) selectable
Large bearing capacity, no slotting is required for card seat installation
Built-in induction switch
Rated for long life over 50, 000 hours
Ambient Temperature : -4°F (-20°C) to +104°F (+40°C)
Aluminum LED material dissipate heat from electronic components, high light transmittance, uniform and soft light output

Basic Parameters

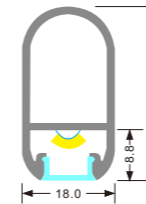
Input Voltage: 12V/24V
Default Power: 4.8W/M(12V), 6W/M(24V)
LED Type: SMD 2835
LED Qty: 120LEDs
IP Rating: IP20
CRI: >90 (80 optional)
CCT: 3000K/4000K/6000K/2CCT

Installation Method

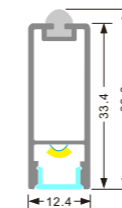


Product List

MR-AL2835121834



MR-AL2835121236



CABINET LAMP SERIES

HANDLE-FREE DRAWER LIGHT STRIP BAR



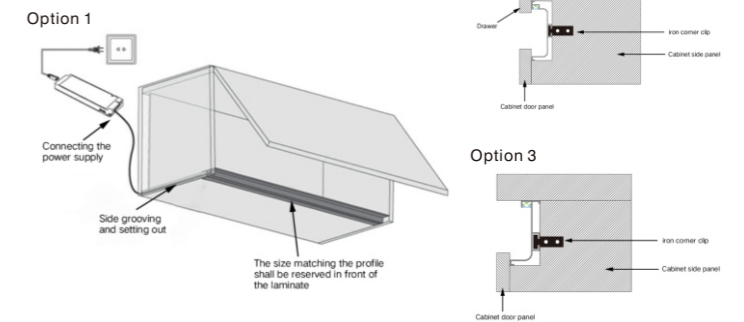
Product Features

Sizes available and customized, 12V/24V selectable for dry locations (IP20)
 3000K, 4000K, 6000K optional and 2CCT(custom) selectable
 Seamless splicing, environmental protection and safety
 Rated for long life over 50,000 hours
 Ambient Temperature: -4°F (-20°C) to +104°F (+40°C)
 Aluminum LED material dissipate heat from electronic components, high light transmittance, uniform and soft light output

Basic Parameters

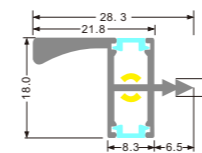
Input Voltage: 12V/24V
 Default Power: 4.8W/M(12V), 6W/M(24V)
 LED Type: SMD 2835
 LED Qty: 120LEDs
 IP Rating: IP20
 CRI: >90 (80 optional)
 CCT: 3000K/4000K/6000K/2CCT

Installation Method

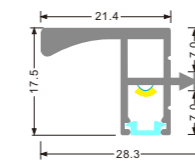


Product List

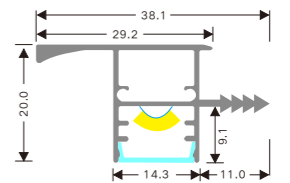
MR-AL2835122818A



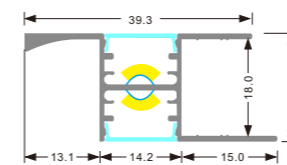
MR-AL2835122818B



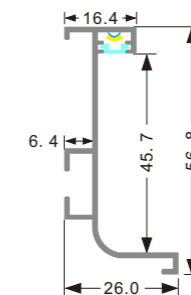
MR-AL2835123820



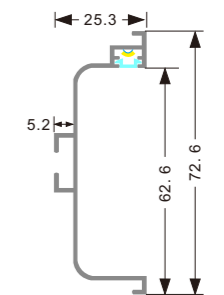
MR-AL2835124218



MR-AL2835122657



MR-AL2835122572



CABINET LAMP SERIES

SHOE RACK UNDERCABINET LIGHT



Product Features

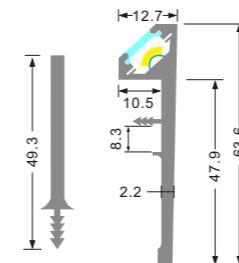
Sizes available and customized, 12V/24V selectable for dry locations (IP20)
3000K, 4000K, 6000K optional and 2CCT(custom) selectable
Surface mounted design, convenient installation
Rated for long life over 50,000 hours
Ambient Temperature: -4°F (-20°C) to +104°F (+40°C)
Aluminum LED material dissipate heat from electronic components, high light transmittance, uniform and soft light output

Basic Parameters

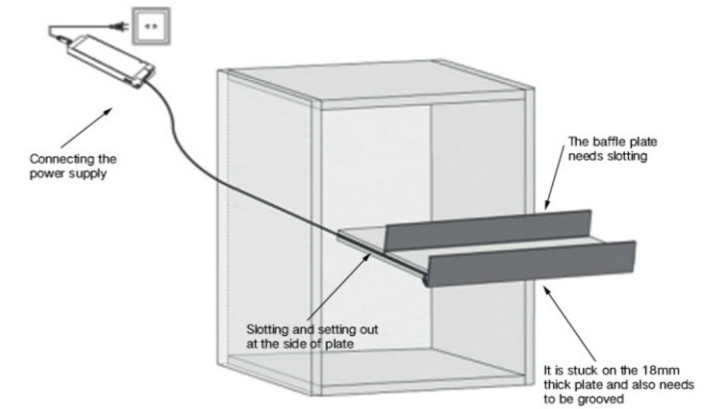
Input Voltage: 12V/24V
Default Power: 4.8W/M(12V), 6W/M(24V)
LED Type: SMD 2835
LED Qty: 120LEDs
IP Rating: IP20
CRI: >90 (80 optional)
CCT: 3000K/4000K/6000K/2CCT

Product List

MR-AL2835121363



Installation Method



CABINET LAMP SERIES

SKIRTING BOARD LIGHT



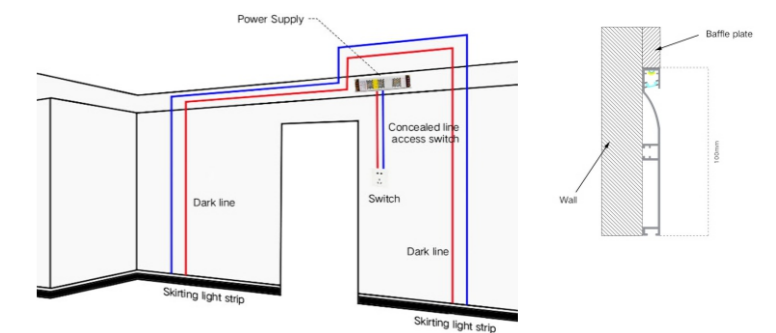
Product Features

Sizes available and customized, 12V/24V selectable for dry locations (IP20)
3000K, 4000K, 6000K optional and 2CCT(custom) selectable
Seamless splicing, fashionable and beautiful
Simple installation, no need to punch
Rated for long life over 50, 000 hours
Ambient Temperature : -4°F (-20°C) to +104°F (+40°C)
Aluminum LED material dissipate heat from electronic components, high light transmittance, uniform and soft light output

Basic Parameters

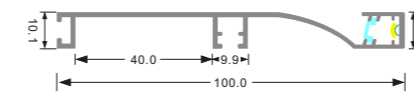
Input Voltage: 12V/24V
Default Power: 4.8W/M(12V), 6W/M(24V)
LED Type: SMD 2835
LED Qty: 120LEDs
IP Rating: IP20
CRI: >90 (80 optional)
CCT: 3000K/4000K/6000K/2CCT

Installation Method



Product List

MR-AL28351210100



CABINET LAMP SERIES

INDUCTION CABINET LIGHT



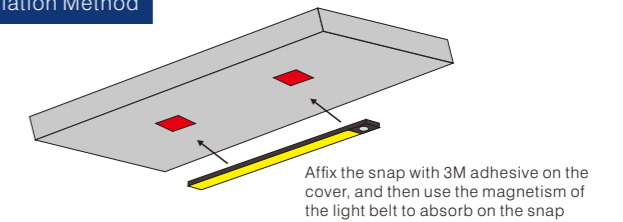
Product Features

- 9mm ultra-thin design
- 3 Modes Adjustable: On/ Off & Motion Sensor Mode
- Intelligent human body sensing
- Soft light without dazzling
- USB charging + lithium battery storage
- Easy to install: Magnetic + 3M adhesive iron
- Wide Applications: Ideal for cabinets, closets, basements, stairwells, indoor garages and so on
- Available colors: Black, Silver

Basic Parameters

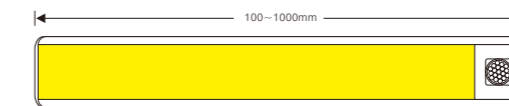
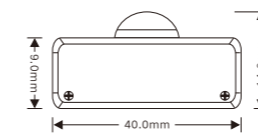
- Input Voltage: 5V
- Default Power: 0.5~5W
- CRI: >90 (80 optional)
- CCT: 3000K/4000K/6000K/2CCT
- Product Size: 40mm wide, 90mm thick, 100~1000mm long
- Material: Aluminum + PC
- Control mode: Built in motion sensor

Installation Method

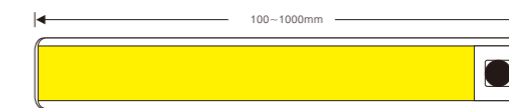
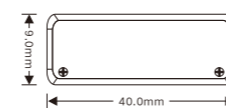


Product List

PIR motion sensor undercabinet light



Hand sweep motion sensor undercabinet light



CABINET LAMP SERIES

MICA LUMINOUS LAMINATE
UNDERCABINET LIGHT



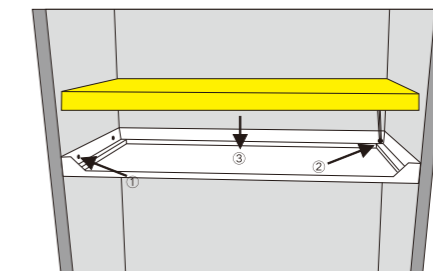
Product Features

Sizes available and customized, 12V/24V selectable for dry locations (IP20)
3000K, 4000K, 6000K optional and 2CCT(custom) selectable
Large luminous area, uniform light emission without spot
Mica stone material, fashionable and beautiful
Rated for long life over 50,000 hours
Ambient Temperature : -4°F (-20°C) to +104°F (+40°C)
Aluminum LED material dissipate heat from electronic components, high light transmittance, uniform and soft light output

Basic Parameters

Input Voltage: 12V/24V
Default Power: 4.8W/M
Lamp bead model: SMD2835
LED Qty: 120 lamps/m
CRI: > 90
IP Rating: IP65

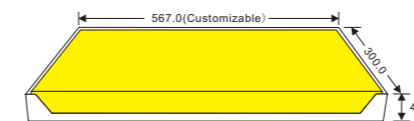
Installation Method




Installation steps:
1. Fix the accessory frame and side plate with screws;
2. Thread the lamp wire through the outlet hole of the metal frame;
3. Finally, place the lamp on the metal frame.

Product List

MR-AL283512567300



Product size can be customized




ACCESSORIES SERIES



WIRELESS SENSOR SWITCH

Product List


Wireless door control sensor switch



Model: MST-LP-2925IR-M
 Input Voltage: DC12V/24V
 Dimensions: 50x43x12 mm
 Working Battery: CR2450
 Sensing distance: 6cm
 Finish: White / Black



Wireless Hand sweep sensor switch



Model: MST-LP-2925IR-T
 Input Voltage: DC 12V /24V
 Dimensions: 50x43x12 mm
 Working Battery: CR2450
 Sensor distance: 6cm
 Finish: White / Black



Wireless PIR motion sensor switch



Model: MST-LP-2925PIR
 Input Voltage: DC 12V /24V
 Dimensions: 50x43x12 mm
 Working Battery: CR2450
 Sensor distance: 3m
 Sensor angle: 120°
 Sensor delay: 30 seconds
 Finish: White / Black



Wireless touch sensor switch



Model: MST-LP-2925TH
 Input Voltage: DC 12V /24V
 Dimensions: 50x43x12mm
 Working Battery: CR2450
 Finish: White /Black



Wireless knob controller



Model: MST-LP-2925XM
 Input Voltage: DC 12V /24V
 Dimensions: Φ 50xH33mm
 Working Battery: CR2450
 Function: adjust the luminous flux and color temperature
 Finish: White / Black



Wireless dimmer remote controller



Model: MST-LP-2930
 Input Voltage: DC12V/24V
 Dimensions: 110x40 x 9mm
 Working Battery: CR2032
 Function: adjust the luminous flux and color temperature
 Finish: White / Black



WIRED SENSOR SWITCH

Product List

Touch sensor switch



Model:MST-LP-2021C(master control/ sub control)
 Input Voltage: DC12V/24V
 Power: master control - maximum output of power supply, sub control- 60W
 Installation: Recessed in
 Cutout: 17mm
 Working mode: touch the sensor switch, the lights turn on and hand pressed for dimming, and the lights turn off when touch it again.

Wired hand sweep sensor switch



Model:MST-LP-2021S
 (master control / sub control)
 Input Voltage: DC 12V/24V
 Power:master control- maximum output of power supply, sub control - 60W
 Installation: Recessed in / Surface mount
 Cutout: 10mm
 Working mode: sweep it, the lights turn on and the lights turn off when sweep it again.

Single door control sensor switch



Model:MST-LP-2021M(master control/ sub control)
 Input Voltage:DC12V/24V
 Power:master control- maximum output of power supply, sub control- 60W
 Installation: Recessed in / Surface mount
 Cutout: 10mm
 Working mode: Open the door, it automatically turning lights on and turns the lights off after closing the door.

Double door control sensor switch



Model:MST-LP-5027M2(2pcs)(master control/ sub control)
 Input Voltage: DC 12V /24V
 Power:master control- maximum output of power supply,sub control - 60W
 Installation: Recessed in / Surface mount
 Cutout: 17mm
 Working mode: Open one of the doors, it automatically turning lights on and turns the lights off after closing the two doors.

Wired PIR motion sensor switch



Model:MST-LP-2021R(2pcs)(master control/sub control)
 Input Voltage: DC 12V / 24V
 Power:master control- maximum output of powersupply, sub control- 60W
 Installation:Recessed in / Surface mount
 Cutout: 14mm
 Standby mode: When people walk in the reactionr ange, it automatically turns lights on, and turns light off when people walk out of the reaction range.

Hidden PIR motion sensor(radar sensor)



Model:MST-LP-2022
 Input Voltage: DC12V/24V
 Penetration Distance: 3M (can penetrate wood, glass, stone, acrylic)
 Dimensions:48x48 x6mm
 Finish: Gray
 Features:A completely hidden sensor switch, no need to expose the probe, more suitable for high-end furniture (when using, the sensor side towards the human activity area).

RECEIVER

Product List

Color temperature connector



This color temperature connector needs to be used with knob controller and dimmer remote controller.

Model:MST-LP-2926
 Input Voltage:DC12V/24V
 Outputload:120W
 Dimensions:70x45x17mm
 Working Battery: CR2450
 Maximum received distance: 30m
 Finish:White / Black



Wireless connector (master control)



Model:MST-LP-2928-BJ
 Input Voltage:DC12V /24V
 Dimensions:32x32x9mm
 Maximum received distance: 30m
 Finish: White / Black



POWER SUPPLY

Product List



Model: MR-LED120224W
Power:24W
Input Voltage:AC 100-240V 50/60Hz 1A
Output Voltage:DC12V
Dimensions:120x51.8x18.5mm



Model:MR-LED120336W
Power:36W
Input Voltage:AC 100-240V 50/60Hz 1.5A
Output Voltage:DC 12V
Dimensions:165x67.5x17.8mm



Model:MR-LED120560W
Power:60W
Input Voltage:AC100-240V 50/60Hz 1.5A
Output Voltage:DC 12V
Dimensions:165x67.5x17.8mm



Model: MR-LED1208100W
Power:100W
Input Voltage:AC100-240V 50/60Hz 1.5A
Output Voltage:DC 12V
Dimensions:165x67.5x178mm