

# ZVGREEN

TAIZHOU ZENGHUI AUTO CO.,LTD



TEL: 0086+18767676769  
E-mail: jxyddc@sina.com  
WEB: WWW.ZVGREEN.COM

# ZVGREEN

TAIZHOU ZENGHUI AUTO CO.,LTD





LCD SCREEN



360° SWIVEL, SELF-ADAPTING SEAT



FRONT TYRE 13x500-6 SAFER AND STABLE



LOCKABLE REAR CASE



REAR TYRE 300-10



800W POWERFUL MOTOR  
TOP SPEED 25KM/H  
35-45KM MILEAGE PER CHARGE

Front Drum Brakes  
Rear Disc Brakes



<b>JXY4D</b>	Ground clearance:	12CM	Climbing capability:	20°	Controller:	15G60V	
Size:	144*70*103CM	Voltage:	60V	Mileage per charge:	35-45 KM	Rim:	Alu. Alloy
Transmission :	Gear box	Motor power:	800W	Speed:	25 KM/H max.	Charging time:	≤8H
Wheel base:	94cm	Battery:	60V 20Ah Lead Acid Batteries	Brake system:	F drum brake R disc brake	Max. load:	150KG
Tire size:	F 13*500-6 / R 300-10	Suspension:	F independent suspension R flat fork shock absorpt ion	Braking distance:	≤4M	Gross weight:	130KG
Wheel distance:	F 50CM / R 60.5CM			Packing size:	146*73*115CM		

**ALL TERRAIN**  
*Electric Mobility Scooter*



**TUBELESS TIRE AT 16\*8-7**  
**Dia. 40CM Width 16CM**  
**( Dia. 15.7" Width 6.3" )**

1. Potable shopping basket
2. Adjustable steering column to adapt 4 riding positions
3. 2-cushion roomy seat 360° swivel
4. Headrest
5. Lockable tail case and under-seat storage
6. Anti-tip rollers
7. Tyre option AT 16\*8-7 (L)  
AT 90/70-10 (R)



**DJD**



**DJ(X)**

★EEC

Size:	152*79.8*139CM	160*70*125CM
Transmission:	Gear box	Gear box
Wheel base:	97CM	89CM
Tire size:	16*8-7	90/70-10
Wheel distance:	F 62.5CM / R 65.5CM	F 58CM / R 59.5CM
Ground clearance:	10.3CM	10.3CM
Voltage:	60V	60V
Motor power:	1000W	600W
Battery:	60V 20Ah Lead Acid Batteries	60V 20Ah Lead Acid Batteries
Suspension:	F independent suspension R spring shock absorber	F independent suspension R spring shock absorber
Climbing:	20°	20°
Mileage per charge:	30-35 KM	35-40 KM
Speed:	3 Speeds 20KM/H Max.	3 Speeds 20KM/H Max.
Brake system:	F/R drum brake	F/R drum brake
Braking distance:	≤5M	≤5M
Controller:	18G60V	12G60V
Rim:	Alu. Alloy	Alu. Alloy
Charging time:	8H-12H	8H-12H
Max. load:	200KG	150KG
Charging time:	163KG	142KG
Max. load:	150*84*95CM	149*74*84CM





**AFD-4L**



**AFDD**



**AFD2D-4L**



**AFD2D-3L**

Size:	159*69*107CM	157*81*112CM	159*69*107CM	159*69*108CM
Transmission:	Gear box	Gear box	Gear box	Gear box
Wheel base:	103CM	106CM	103CM	102CM
Tire size:	300-10	16*8-7	300-10	300-10
Wheel distance:	F 59CM / R 57CM	65.5CM	F 59CM / R 57CM	58CM
Ground clearance:	11CM	11CM	11CM	12CM
Voltage:	60V	60V	60V	60V
Motor power:	500W	1000W	500W	500W
Battery:	60V 20Ah Lead Acid Batteries	60V 20Ah Lead Acid Batteries	60V 20Ah Lead Acid Batteries	60V 20Ah Lead Acid Batteries
Suspension:	F independent suspension R spring shock absorber	F independent suspension R spring shock absorber	F independent suspension R spring shock absorber	F hydraulic shock absorber R spring shock absorber
Climbing:	15°	20°	15°	15°
Mileage per charge:	35-40 KM	30-35 KM	35-40 KM	35-40 KM
Speed:	3 Speeds 25KM/H Max.	3 Speeds 20KM/H Max.	3 Speeds 25KM/H Max.	3 Speeds 25KM/H Max.
Brake system:	F/R drum brake	F/R drum brake	F/R drum brake	F/R drum brake
Braking distance:	≤5M	≤5M	≤5M	≤5M
Controller:	12G60V	18G60V	12G60V	12G60V
Rim:	Alu. Alloy	Alu. Alloy	Alu. Alloy	Alu. Alloy
Charging time:	8H-12H	8H-12H	8H-12H	8H-12H
Max. load:	150KG	150KG	150KG	150KG
Gross weight:	149KG	168KG	149KG	130KG
Packing size:	162*74*109CM	165*82*110CM	162*74*109CM	156*72*110CM

**AFD2D-4L**



**AFD2D-3L**







★EEC

**AFD-4L**

- 1. 17.7" adjustable seat
- 2. Armrest
- 3. Separated tyre water-proof board
- 4. Featuring suspension on all 4 wheels
- 5. Straight-forward dashboard



Anti-tip Wheels    Independent Suspension    16 inch



**Two Modes Of The Rear Storage**

Install the bracket when you need to play golf, and install the rear box when you do other activities outside.



AFDD OPTIONAL REAR RACK :  
GOLF RACK / LOCKABLE REAR CASE



**AFDD**



**XL-4L**



**XLDP-4L**



**XL3D-4L**



**XL3D-3L**



**XLDR**



**XLSR**

Size:	157*70*110CM	157*70*168CM	160*69*110CM	156*70*110CM	156*72*110CM	195*70*110CM
Transmission:	Gear box	Gear box	Gear box	Gear box	Gear box	Gear box
Wheel base:	102CM	102CM	102CM	102CM	102CM	162CM
Tire size:	300-10	300-10	300-10	300-10	300-10	300-10
Wheel distance:	58CM	58CM	58CM	58CM	58CM	58CM
Ground clearance:	11CM	11CM	11CM	11CM	11CM	11CM
Voltage:	48V	48V	48V	48V	48V	60V
Motor power:	500W	500W	500W	500W	500W	500W
Battery:	48V 20Ah Lead Acid Batteries	48V 20Ah Lead Acid Batteries	48V 20Ah Lead Acid Batteries	48V 20Ah Lead Acid Batteries	48V 20Ah Lead Acid Batteries	60V 20Ah Lead Acid Batteries
Suspension:	F independent suspension R spring shock absorber	F independent suspension R spring shock absorber	F independent suspension R spring shock absorber	F hydraulic shock absorber R spring shock absorber	F hydraulic shock absorber R spring shock absorber	F hydraulic shock absorber R spring shock absorber
Climbing:	15°	15°	15°	15°	15°	15°
Mileage per charge:	35-45 KM	35-35 KM	35-35 KM	35-35 KM	35-35 KM	35-35 KM
Speed:	3 Speeds 25KM/H Max.	3 Speeds 25KM/H Max.	3 Speeds 25KM/H Max.	3 Speeds 25KM/H Max.	3 Speeds 20KM/H Max.	3 Speeds 25KM/H Max.
Brake system:	F/R drum brake	F/R drum brake	F/R drum brake	F/R drum brake	F/R drum brake	F/R drum brake
Braking distance:	≤5M	≤5M	≤5M	≤5M	≤5M	≤5M
Controller:	12G60V	12G60V	12G60V	12G60V	12G60V	12G60V
Rim:	Alu. Alloy	Alu. Alloy	Alu. Alloy	Alu. Alloy	Alu. Alloy	Alu. Alloy
Charging time:	8H-12H	8H-12H	8H-12H	8H-12H	8H-12H	8H-12H
Max. load:	150KG	150KG	150KG	150KG	150KG	150KG
Gross weight:	148KG	158KG	148KG	123KG	128KG	150KG
Packing size:	165*73*110CM	165*73*110CM	165*73*110CM	160*72*110CM	157*75*112CM	196*74*115CM





★EEC

### XL-4L

Featured with

1. Straight-forward dashboard
2. 180° adjusting comfortable seat
3. All-round light system
4. Cup holder
5. Iron basket



Headlight—  
Far / Near



Tail Lights—  
Brake / Turn



Turn Lights—  
Left / Right



Reflectors



XL3D-3L

XL3D-4L

Featured with multiple storage space.

1. Water-proof front basket
2. Lockable rear case
3. Seat pocket
4. Under seat storage

Based on XL-4L, we developed upgraded version XLDP-4L. A semi-closed canopy provides shelter from sun and rain, meanwhile the transparent front windshield keeps your vision clear.

### XLDP-4L

IMPROVEMENT

1. Weather-proof canopy
2. Front bumper
3. Lockable rear case



UPGRADED!!!







**XLDR**



**XLSR**



**XGSY-3L**



**XGSY-4L**

*Model XGSY is specially designed for family use. It is featured with a seat that can easily adapt to 1,2,3 passengers. The spacious front basket and under seat storage are perfect for grocery shopping and others.*


**XGSY-4L**

**XGSY-3L**

Size:	161*69*101CM	160*69*101CM
Transmission:	Gear box	Gear box
Wheel base:	139CM	110CM
Tire size:	F 90/70-10 / R 300-10	300-10
Wheel distance:	60CM	57.5CM
Ground clearance:	13CM	11.5CM
Voltage:	60V	60V
Motor power:	500W	500W
Battery:	60V 20Ah Lead Acid Batteries	60V 20Ah Lead Acid Batteries
Suspension:	F independent suspension R spring shock absorber	F hydraulic shock absorber R spring shock absorber
Climbing:	15°	15°
Mileage per charge:	35-45 KM	35-45 KM
Speed:	3 Speeds 25KM/H Max.	3 Speeds 25KM/H Max.
Brake system:	F/R drum brake	F/R drum brake
Braking distance:	≤5M	≤5M
Controller:	12G60V	12G60V
Rim:	Alu. Alloy	Alu. Alloy
Charging time:	8H-12H	8H-12H
Max. load:	150KG	150KG
Gross weight:	130KG	123KG
Packing size:	165*73*110CM	165*73*110CM

# Powerful Motor To Climb

Smart electromagnetic brake system,  
release the lever to stop the scooter automatically.



## BSH

Size:	129*64*100CM
Transmission:	Gear box
Wheel base:	90CM
Tire size:	13*500-6
Wheel distance:	52.5CM
Ground clearance:	12CM
Voltage:	48V
Motor power:	500W
Battery:	48V 20Ah Lead Acid Batteries
Suspension:	F independent suspension R spring shock absorber
Climbing:	20°
Mileage per charge:	35-45 KM
Speed:	15 KM/H max.
Brake system:	Electromagnetic brake
Braking distance:	≤4M
Controller:	12G48V
Rim:	Alu. Alloy
Charging time:	8H-12H
Max. load:	150KG
Gross weight:	118KG
Packing size:	129*68*75CM



**Easy-control Tiller**  
**Simple and Clear**



**LED Display**  
**Straight Forward**

**Lockable Rear Case**  
**Spacious and Water-proof**




**LED Front Light**  
**Brighten your way**



**AT 13\*500-6 Tubeless Tire**  
**Safer and Stable**



**Sealed Charging Port**  
**Rest Assured**





### JXY3D

Size:	145*69*110CM
Transmission:	Gear box
Wheel base:	86CM
Tire size:	F 90/70-10 / R 300-10
Wheel distance:	58CM
Ground clearance:	11CM
Voltage:	48V
Motor power:	500W
Battery:	48V 20Ah Lead Acid Batteries
Suspension:	F independent suspension R spring shock absorber
Climbing:	15°
Mileage per charge:	35-45 KM
Speed:	3 Speeds 25KM/H Max.
Brake system:	F/R drum brake
Braking distance:	≤5M
Controller:	12G60V
Rim:	Alu. Alloy
Charging time:	8H-12H
Max. load:	150KG
Gross weight:	130KG
Packing size:	165*73*110CM



Front bumper



Shock absorber



LCD Screen



Adjusting seat



Lockable rear case

### SN-4L

Size:	192*71*113.5CM
Transmission:	Gear box
Wheel base:	131.5CM
Tire size:	300-10
Wheel distance:	58.5CM
Ground clearance:	12.5CM
Voltage:	60V
Motor power:	500W
Battery:	60V 20Ah Lead Acid Batteries
Suspension:	F independent suspension R spring shock absorber
Climbing:	15°
Mileage per charge:	35-45 KM
Speed:	3 Speeds 25KM/H Max.
Brake system:	F/R drum brake
Braking distance:	≤5M
Controller:	12G60V
Rim:	Alu. Alloy
Charging time:	8H-12H
Max. load:	150KG
Gross weight:	135KG
Packing size:	194*73*115.5CM



Under Seat Storage



Front Storage Pocket



Lockable Rear Case



Rearview Mirror



### SN-3L

Size:	185*71*109CM
Transmission:	Gear box
Wheel base:	131CM
Tire size:	300-10
Wheel distance:	60CM
Ground clearance:	12.5CM
Voltage:	60V
Motor power:	500W
Battery:	60V 20Ah Lead Acid Batteries
Suspension:	F hydraulic shock absorber R spring shock absorber
Climbing:	15°
Mileage per charge:	35-45 KM
Speed:	3 Speeds 25KM/H Max.
Brake system:	F/R drum brake
Braking distance:	≤5M
Controller:	12G60V
Rim:	Alu. Alloy
Charging time:	8H-12H
Max. load:	150KG
Gross weight:	128KG
Packing size:	187*73*111CM





**XH-4L**



**XH-3L**

	<b>XH-4L</b>	<b>XH-3L</b>
Size:	158*69*166CM	160*72*160CM
Transmission:	Gear box	Gear box
Wheel base:	103CM	104CM
Tire size:	300-10	300-10
Wheel distance:	F 59CM / R 58CM	58CM
Ground clearance:	10.5CM	11CM
Voltage:	60V	60V
Motor power:	500W	500W
Battery:	60V 20Ah Lead Acid Batteries	60V 20Ah Lead Acid Batteries
Suspension:	F independent suspension R spring shock absorber	F hydraulic shock absorber R spring shock absorber
Climbing:	15°	15°
Mileage per charge:	35-45 KM	35-45 KM
Speed:	3 Speeds 25KM/H Max.	3 Speeds 25KM/H Max.
Brake system:	F/R drum brake	F/R drum brake
Braking distance:	≤5M	≤5M
Controller:	12G60V	12G60V
Rim:	Alu. Alloy	Alu. Alloy
Charging time:	8H-12H	8H-12H
Max. load:	150KG	150KG
Gross weight:	157KG	157KG
Packing size:	161*74*110CM	161*74*110CM

	<b>LTH-4L</b>	<b>LTH-3L</b>
Size:	183*74*168CM	180*76*167CM
Transmission:	Gear box	Gear box
Wheel base:	117CM	117CM
Tire size:	300-10	300-10
Wheel distance:	F 58CM / R 65CM	F 58CM / R 65CM
Ground clearance:	13CM	13CM
Voltage:	60V	60V
Motor power:	500W	500W
Battery:	60V 20Ah Lead Acid Batteries	60V 20Ah Lead Acid Batteries
Suspension:	F independent suspension R spring shock absorber	F hydraulic shock absorber R spring shock absorber
Climbing:	15°	15°
Mileage per charge:	35-45 KM	35-45 KM
Speed:	3 Speeds 25KM/H Max.	3 Speeds 25KM/H Max.
Brake system:	F/R drum brake	F/R drum brake
Braking distance:	≤5M	≤5M
Controller:	12G60V	12G60V
Rim:	Alu. Alloy	Alu. Alloy
Charging time:	8H-12H	8H-12H
Max. load:	150KG	150KG
Gross weight:	158KG	135KG
Packing size:	166*78*110CM	163*73*110CM



**LTH-3L**



**LTH-4L**