


## Features

- Constant current output and current adjustable via a DIP switch
- Supports Zigbee dimming; Tuya ZTLC5 module applied
- Flicker free during the whole process of dimming
- Dimming depth: 1%
- All-round protections: short circuit protection, over load protection, no load protection and anti-reverse protection
- Compact size
- 5-year warranty (please refer to the warranty condition.)



## Applications

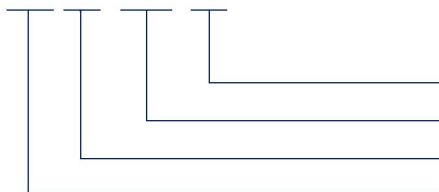
· Indoor office lighting · decorative lighting · commercial lighting · residential lighting

## Descriptions

LF-BAZ028-0700-42 is a DC/DC constant current Zigbee dimmable LED driver. Its rated input voltage range is  $48Vdc \pm 5\%$  and output current can be adjusted via a DIP switch from 350 to 700mA with every 50mA as a step. It has features of compact size, built-in design (inside the magnetic track box) and high efficiency.

## Product Model

LF - BAZ 028 - 0700 - 42



- 42: maximum output voltage: 42V
- 0700: maximum output current: 700mA
- 028: rated power: 28W
- BAZ: CC Zigbee dimmable LED driver

## Lifud Technology Co., Ltd.

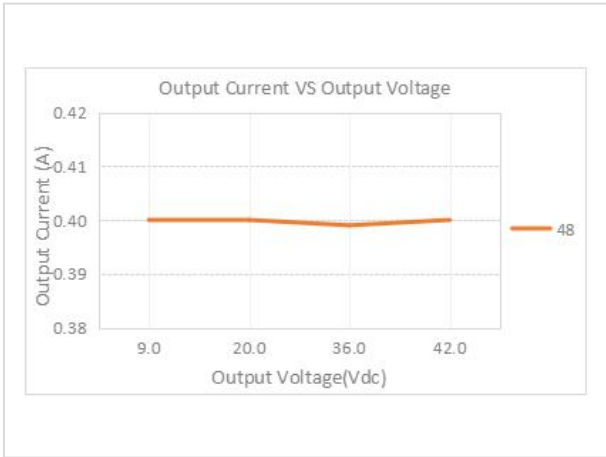
Production Base I (HQ): Building B, Kutto Industrial Park, No.26, Xinhe Road, Bao'an District, Shenzhen City, China.  
 Production Base II: No.4, Block 2, Tengfei Road, Shigao Economic Development Area, Meishan City, Sichuan, China.  
 Website: [www.lifud.com](http://www.lifud.com) Telephone: +86(0)755 8373 9299 Email: [sales@lifud.com](mailto:sales@lifud.com)

## ■ Electrical Characteristics

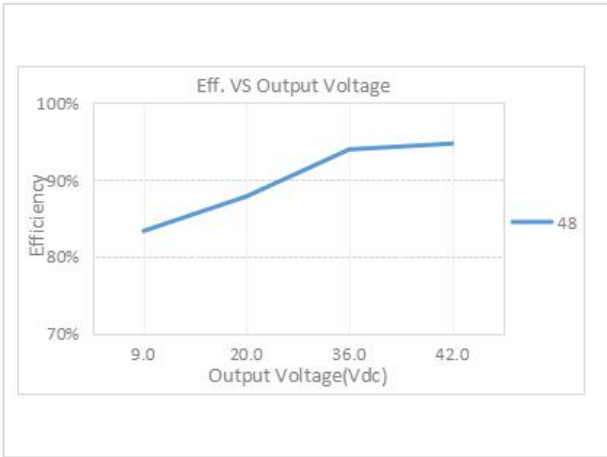
Model		LF-BAZ028-0700-42							
Output	Output Current	Adjustable via a DIP switch							
		350mA	400mA	450mA	500mA	550mA	600mA	650mA	700mA
	Output Voltage	9-42V (Vin-Vo ≥7V)							
	Output Power	29.4W max.							
	Flicker Index	IEC-Pst ≤1, CIE SVM ≤0.9, modulation depth ≤1% Complies with flicker-free standard: IEEE Std 1789-2015							
	Current Tolerance	±5%							
	Temperature Drift	±10%							
Input	Input Voltage	48Vdc±5% (positive and negative electrodes not identified)							
	Input Current	0.45A max.							
	Efficiency	≥90%		≥91%		≥92%		≥93%	
Protections	Short Circuit	Auto-recovery							
	Over Load	The output current decreases when the actual voltage exceeds the output voltage and automatically recovers on the load-lighten condition.							
	No Load	The driver not easily damaged							
	Anti-reverse	Positive and negative electrodes not identified							
Environment Descriptions	Operating Temperature	-20℃ - +60℃							
	Operating Humidity	20-90%RH (without condensation)							
	Storage Temperature/ Humidity	-30℃ - +80℃ (6 months in Class I environment); 10-90%RH (without condensation)							
	Atmospheric Pressure	86-106kPa							
Other Parameters	RoHS	RoHS 2.0 (EU) 2015/863							
	Warranty Condition	5 years							
Testing Equipment	Digital power meter: CHROMA66202, oscilloscope: Tektronix DPO3014, DC electronic load: M9712B, LED board, constant temperature and humidity chamber; Everfine EMS61000-5B: Everfine EMS61000-4A, spectroanalyzer: KH3935, Hi-pot tester: TH9201B, flicker tester (flicker-free coefficient test) 60N-01, etc.								
Remark	The above parameters are tested at the ambient temperature of 25℃, humidity of 50%, full load and input voltage of 48Vdc without any special remarks.								
Additional Remarks	1. Please disconnect input AC power supply before adjusting the output current via the DIP switch. 2. The PC cover, casing and end cap for assembling the LED driver in the light fixture must meet the fire rating of UL94-V0 or above. 3. Pay attention to keep the driver away from water, moisture and ESD during application. 4. In order to avoid any abnormalities during driver's application, pay attention that the PCB be insulated from the metal parts of casing.								

■ Product Characteristic Curves

Output Current & Voltage Curve



Efficiency Curve





■ Dimming Operation Instructions

Product Terminals

INPUT		OUTPUT	
48VIN	DC input terminal (positive and negative electrodes not identified)	LED+	Positive electrode output of LED driver
48VIN	DC input terminal (positive and negative electrodes not identified)	LED-	Negative electrode output of LED driver

■ Definitions of DIP Switch

Current Adjustment Reference Table					
Output Current	1	2	3	4	DIP Switch Diagram
700mA	ON	ON	ON	ON	  ON OFF
650mA	ON	ON	ON	OFF	
600mA	OFF	ON	ON	ON	
550mA	OFF	ON	ON	OFF	
500mA	OFF	OFF	ON	ON	
450mA	OFF	OFF	ON	OFF	
400mA	OFF	OFF	OFF	ON	
350mA	OFF	OFF	OFF	OFF	

## ■ Zigbee Dimming Operation Instructions

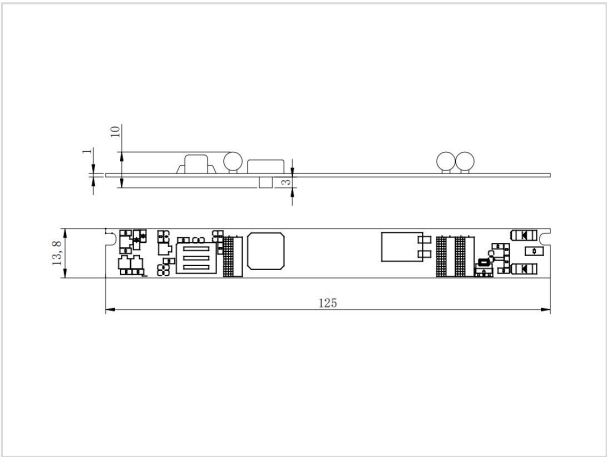


- The standard of Zigbee 3.0 protocol is used in the design; compatible with Tuya gateway certified by Zigbee Alliance.
- Net-in effective distance: with Tuya wireless gateway, the distance is about 40m; with Tuya wired gateway, the distance is about 30m (measured in a barrier-free condition).
- Control distance: with Tuya wireless gateway, the distance is about 50m; with Tuya wired gateway, the distance is about 30m (measured in a barrier-free condition).
- Quantity of LED drivers that a gateway can match for: 20 (with Tuya wireless gateway and measured in a barrier-free condition)
- When a device that has been connected to the network joins a new gateway, the previous network needs to be disconnected.
- Net-in & net-out operations: if the output light flashes like breathing after the AC input terminal of LED driver is continuously on/off 6 times, it indicates that the net-in operation can be implemented; when the output light stops to flash, it indicates that the net-in operation is successful. When a device that has been connected to the network needs to be disconnected, the net-out operation can be implemented via APP; once the net-out operation is successful, the output light flashes like breathing again and you can re-search for devices in the new gateway.
- Output current adjustable range:

Wireless Dimming Value	Output Current
0%	LED light turns off
1%~100% (Uo max.)	Dimming Frequency: 1kHz; PWM varies from 1% to 100%; Output current ranges from 7 to 700mA (700mA as an example)

■ Structure & Dimensions (unit: mm)

Appearance dimension



■ Packaging Specifications

Model	LF-BAZ028-0700-42
Carton Size	385*285*210 mm (L*W*H)
Quantity	20 pcs/layer; 11 layers/ctn; 220 pcs/ctn
Weight	0.01 kg/pc; 3.00 kg/ctn

## ■ Transportation and Storage

### 1. Transportation

- Suitable transportation means: vehicles, boats and aeroplanes.
- In transit, it is necessary to prepare awnings for rain or sun protection. Moreover, please keep civilized loading and unloading to prevent the vibration or impact of LED driver as much as possible.

### 2. Storage

- The storage of LED driver shall conform to the standard of Class I environment. When using LED drivers which have been stored for more than 6 months, please re-test them firstly. Do not use them unless they are tested to be qualified.

## Cautions

- Please use Lifud LED driver according to its parameters in the specification, otherwise the LED driver may malfunction.
- Using any incompatible light fixtures or those that have not been certified may cause fire, explosion or other risks.
- Man-made damage is beyond the scope of Lifud warranty service.

Remark: Lifud Technology Co., Ltd. reserves the right to interpret any contents of this specification.